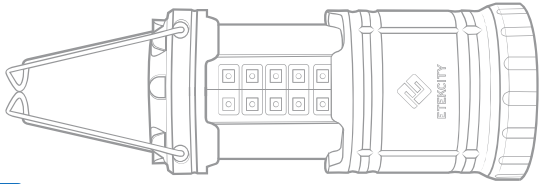




# Collapsible LED Lantern

Model: CL10



USER MANUAL

## Questions or Concerns?

Please contact us  
Mon-Fri 9:00 AM - 5:00 PM PST/PDT  
(855) 686-3835  
support@etekcity.com

## Safety Information

**IMPORTANT:** Please read, understand, and comply with all of the instructions provided in this manual before using the device. Failure to comply with the instructions given in this manual and/or using the device in ways other than the ones mentioned in this manual may result in serious injury and/or damage to the product.

- When not in use, turn off the lantern by completely collapsing the device.
- When installing or changing out batteries, always make sure to place them in the correct polarity as indicated within the battery compartment.
- **DO NOT** dispose any part of this product in a fire.
- **DO NOT** submerge or place the lantern in any direct contact to water or any other liquid.
- When cleaning, use a damp or dry cloth to wipe the lantern's surface.
- When not in use for an extended period of time, remove the batteries to avoid power drainage.
- Dispose all part of this product in accordance with local environmental regulations. Do not dispose of the lantern or batteries in regular household waste.

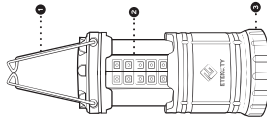
2

## Thank You.

Thank you for purchasing the Collapsible LED Outdoor Lantern by Etekcity. This lantern offers bright, omni-directional illumination that can last up to 8 hours on a full charge. Brighten any outdoor adventure to your needs with the collapsible and portable design. It has military grade protection, making it safe for a high range of applications, from camping to emergency use.

We're constantly working at building better living with the products and services we create. Should you ever experience any issues with your new product, feel free to contact our helpful customer service team toll-free at (855) 686-3835 or by email at support@etekcity.com.

1



## Main Functions

1. Handles
2. LED Lantern Light
3. Battery Compartment

## Specifications

### Product Specifications

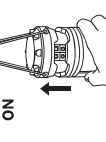
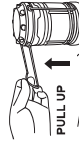
Light Source: 30 LED  
Lumen: 60 LM  
Weight: 9.14 oz  
Power: 3 x AA 1.5V battery  
Protection level: IP54

### Packaging Contents

1 x Collapsible LED Lantern  
1 x User Manual  
3 x AA 1.5V batteries

3

## Set Up & Operation



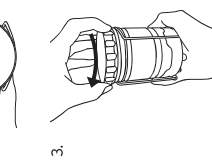
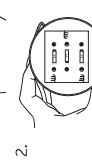
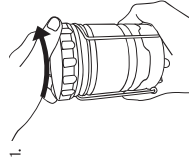
**NOTE:** Before first use, unscrew the battery compartment lid by holding the lantern upside down and rotating the base counterclockwise. Remove the insulation strip and reapply the battery compartment lid.

Using the foldaway handles, expand (pull the handles upward) the lantern to turn it on. Adjust the height to control the amount of light emitted from the lantern. To turn the LED light off, fully collapse the lantern.

**NOTE:** For energy efficiency, remove the batteries from the battery compartment when storing the lamp for an extended period of time without usage.

4

## Installing & Replacing Batteries



1. Remove the battery compartment lid by holding the lantern upside down and rotating the base counterclockwise.

Remove the used batteries and dispose them properly.

2. Apply the new batteries according to the polarities indicated within the battery compartment.

3. Secure the battery compartment lid and rotate clockwise to tighten it shut.

5

## 说明书要求：

1. 尺寸：82.5x120mm
2. 材质：128g铜版纸
3. 折叠方式：风琴折

## Trifold Manual

Size: 24,75cm W x 12cm H

Technical:	Harrison Wang	Jan 4, 2016
Copywriter:	Deanna Paulsen	Jan 5, 2016
Designer:	Jeremy Liauw	Jan 5, 2016
Proofreader:	Robert Miyoshi	Jan 5, 2016