



Fachixy



Wireless Gaming Headset

FC-200

Package Contents



Wireless Headset*1



User Manual*1



Charging Cable*1



USB Dongle*1

Product Features

- Versatile Connectivity: Seamlessly switch between Bluetooth, 2.4GHz.
- Ultra-Low Delay, Maximum Excitement: Delight in low latency for precise, immersive audio.
- Ultimate Comfort: Lightweight, foldable, and ergonomic design ensures extended comfort during wear
- Gaming Without Limits: Enjoy up to 50 hours of playtime with just a 2.5 hour charge.
- Vibrant Gaming Ambience: Captivating lighting effects to enhance the gaming experience for passionate gamers.

Before Using: Charging

Note:

1. Before using the wireless gaming headset for the first time, please charge it for at least 2 hours.
2. Please refrain from using high-power or low-quality chargers to charge the gaming headsets.
3. When the battery level falls below 10%, you will hear a "Low Battery" voice prompt.
4. The red LED will indicate that the wireless headset is charging. Once fully charged, the LED will turn green.

Product Overview★



- Turn on --- Long press 3s;
- Turn off --- Long press 4s;
- Voice prompt: "Power on"/"Power off"
- Play/Pause --- Single click
- Previous track --- Triple clicks
- Next track --- Double clicks
- Answer/Hang up call--Single click;
- Voice prompt: "Di Di"
- Reject call --- Long press 2s
- Voice prompt: "Di~"



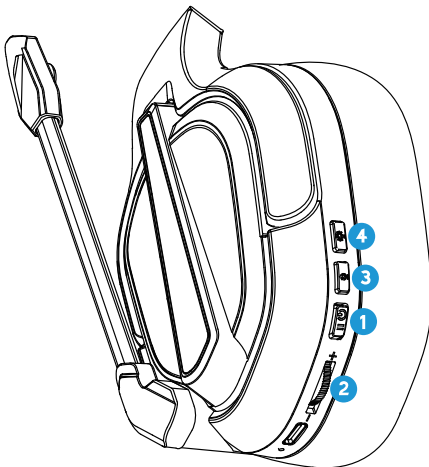
Volume Control



- Microphone on/off --- Single click;
- Voice prompt: "Microphone on"/"Microphone off"
- Bluetooth mode ↔ 2.4G Dongle mode --- Long press 2S



- Turn on/off RGB --- Single click; Voice prompt: "RGB on"/"RGB off"
- Game mode ↔ Music mode --- Double clicks;
- Voice prompt: "Game mode"/"Music mode"
- Re-pairing (Bluetooth mode) --- Long press 3s;
- Voice prompt: "Pairing" with Flashing blue light



How to use these two modes★

- **Neither mode is available on Xbox.**
- Compatible Devices: PS5, PS4, PC, Mac, Laptop, mobile, Nintendo Switch (invalid Microphone)

1. Bluetooth Mode

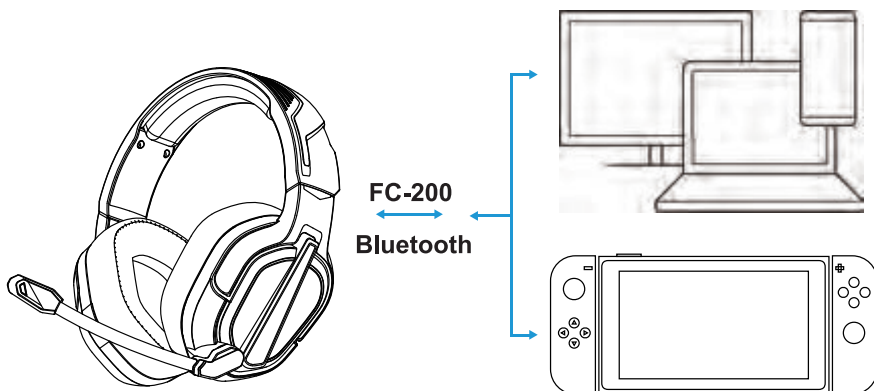
- Delays $\leq 48\text{ms}$
- Compatible with PC/Mac/Nintendo Switch/Mobile;
- Bluetooth mode employs 5.4 Bluetooth technology to establish a wireless connection with devices, allowing you the freedom to move while enjoying audio.

(1) Turn on the headset and enable Bluetooth on your device (Computer, Mobilephone, Mac Nintendo Switch). Set it to discoverable mode and search for new devices. Find "FC-200" in the searched device list and click to pair.

(2) Bluetooth mode Voice Prompt & LED Light:

"Bluetooth Mode": Flashing Blue light

"Bluetooth Connected": Breathing Blue light



2.2.4GHz Dongle Mode

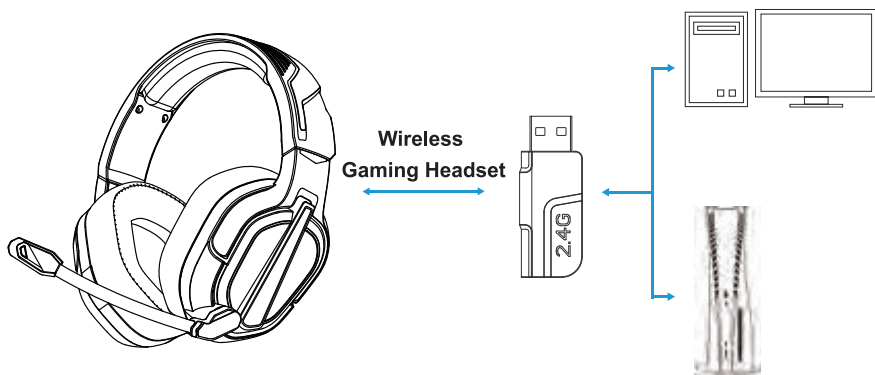
- Delays $\leq 24\text{ms}$ (Ultra Low Latency)
- Compatible with PC/PS4/PS5; If you're using USB dongle to connect a Mac or Nintendo Switch, you'll need a USB-A to USB-C adapter (package not included).
- 2.4GHz wireless dongle delivers a more stable Signal and reduced latency.

(1) Plug the USB 2.4GHz dongle into the C port of your device (PC, PS4, PS5), then turn on the headset, find "Wireless Gaming Headset" in the Output Devices in the Sound Settings and click on Pairing. While waiting for pairing, the LED will be green and blinking slowly.

(2) 2.4G Dongle Mode Voice Prompt & LED Light

"Dongle Mode": Flashing Green light

"Dongle Connected": Breathing Green light



Tips for setting up the device when the headset is connected**(1)PC** connection setup

- Open "Control Panel" and click "All Control Panel Items."
- Right-click on "Wireless Gaming Headset" and select "Set as DefaultDevice."
- Go to the "Recording" tab, then right-click on "Wireless Gaming Headset" and select "Set as Default Device."

(2)Mac connection settings

- Click on "System Preferences."
- Navigate to "Sound."
- In the "Output" tab, right-click "Wireless Gaming Headset" and select "Set as default device."
- In the "Input" tab, right-click "Wireless Gaming Headset" and select "Set as default device."

(3)PS4/PS5 connection settings

- Click "Settings" on the screen.
- Go to the "Devices" tab.
- Click the "Audio Devices" tab.
- Set "Wireless Gaming Headset" as the default device for both "Input Device" and "Output Device" by right-clicking it.
- Adjust "Volume Control (Headset)" as needed.

(4)Nintendo Switch connection settings

- Turn on your Nintendo Switch then plug the Nintendo Switch into the docking station and connect the monitor.
- Connect the wireless adapter to a USB port on your Nintendo docking station.
- Press the power button on the headset for 3 seconds to power on.

Warm Tips

1. Pressing the “mic button” and “RGB light button” buttons simultaneously for 6 seconds will clear all Bluetooth devices.
2. To maintain normal battery life, use the product at least once every two weeks and charge the headset in time after use.
3. If there's no sound from the microphone or headset during use, it may be due to compatibility issues or improper use. Contact our after-sales service team for assistance.
4. For your safety, refrain from using the headset while cycling or driving, and avoid listening to music at high volumes for extended periods. Handle with care to prevent any damage to the appearance or functionality. Specifications are subject to change without prior notice.

Specifications

- Model: FC-200
- Charging: USB-C
- Bluetooth version: V 5.4
- Wireless/Bluetooth range: 10m/33ft
- Drive diameter: $\Phi 50$ mm
- Frequency response range: 20Hz~20kHz
- Working voltage: 3.7V
- Battery capacity: 1200mAh
- Battery charging voltage/current: 5V/1A
- Battery time: charging about 2.5Hr, using about 50Hr (RGB Off and the 30% volume)
- Support RGB changing lighting effect

Warranty Policy

FACHIXY products have a 12-month limited warranty from the original purchase date. If any issues arise, please contact our support team for assistance. We're here to help you resolve any problems. For more information, visit the FACHIXY official website.

[HTTP://FACHIXY.COM](http://FACHIXY.COM)

Product Warranty

Dear customers:

Hello! To apply for after-sales service, please fill out the product warranty card according to your actual situation. Then send the completed warranty card back to the merchant where you purchased the product. Thank you!

1、 Please tick the reason for after-sales:

☐Quality ☐Style look ☐Uncomfortable

other: _____

2、 Please tick the after-sale options you need:

☐Replacement ☐Repair ☐Return

3、 Please give us your valuable comments: _____

Note: Please consult the merchant for the specific after-sales address

This device complies with Part 15 of the FCC rules. Operation is subject to the following two conditions: 1) this device may not cause harmful interference, and 2) this device must accept any interference received, including interference that may cause undesired operation.

Note: This equipment has been tested and found to comply with the limits for a Class B digital device, pursuant to part 15 of the FCC Rules. These limits are designed to provide reasonable protection against harmful interference in a residential installation. This equipment generates uses and can radiate radio frequency energy and, if not installed and used in accordance with the instructions, may cause harmful interference to radio communications. However, there is no guarantee that interference will not occur in particular installation. If this equipment does cause harmful interference to radio or television reception, which can be determined by turning the equipment off and on, the user is encouraged to try to correct the interference by one or more of the following measures:

- Reorient or relocate the receiving antenna.
 - Increase the separation between the equipment and receiver.
 - Connect the equipment into an outlet on a circuit different from that to which the receiver is connected.
 - Consult the dealer or an experienced radio/TV technician for help.
- Changes or modifications not expressly approved by the party responsible for compliance could void the user's authority to operate the equipment.

Radiation Exposure Statement

This device complies with RF radiation exposure limits set forth for an uncontrolled environment. This transmitter must not be co-located or operating in conjunction with any other antenna or transmitter.



Fachixy

EC

REP

MARWAY Consulting UG (haftungsbeschränkt)
Am Maibusch 108 -110,45883, Gelsenkirchen, Germany
Gelsenkirchen
45883
0049 17645084650
MARWAY.UG@outlook.com

UK

AR

Business Name: KOVA ASSOCIATES LTD
Business Address: 72a Kingston Road, Portsmouth, Hampshire, PO2 7PA,
United Kingdom
Louisa Timms
Phone number: +44 2380970315
Email address: KOVA.Compliance@outlook.com

Manufacturer: Dongguan Huawei Technology Co., Ltd
Address: Room 101, Building 1, No. 39 Yongping Lane, Dongshan, Qishi Town,
Dongguan City, Guangdong Province

Made in China



RoHS



® 219-249182

