

SOUNDMATES PRO ANC



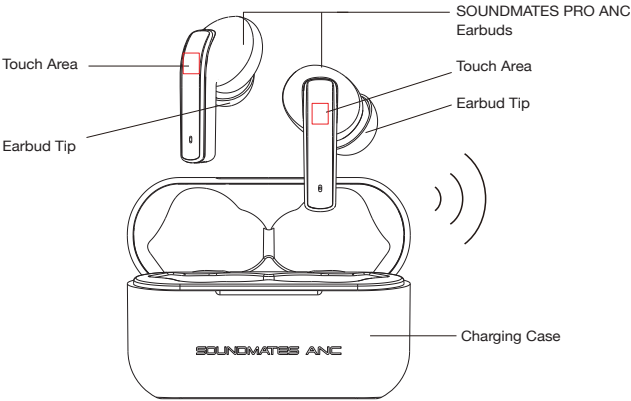
Introduction

Wireless and compact, the SoundMates Pro ANC earbuds are the perfect companions for your daily life. Their convenient, rechargeable design lets you enjoy clear stereo sound, active noise-canceling technology, and up to 5 hours of talk/play time while on the go.

What's Included:

- SoundMates Pro ANC earbuds
- Charging case
- USB-C charging cable
- Small, medium & large earbud tips
- User Guide

Product Overview & Contents

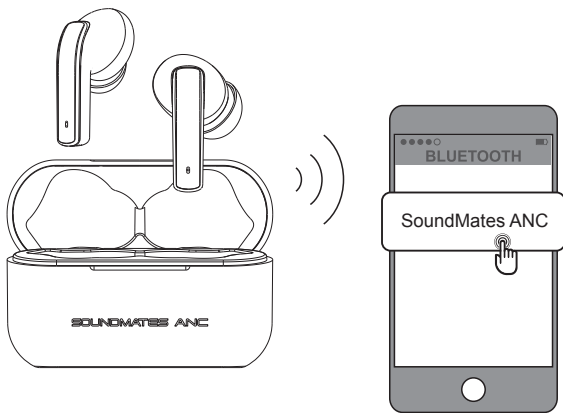


Features:

- Active Noise-Canceling Technology
- 5 Hours of Play & Talk Time
- Bluetooth 5.4 Compatibility
- Auto-Pairing to Your Devices
- IPX4 Waterproof Level

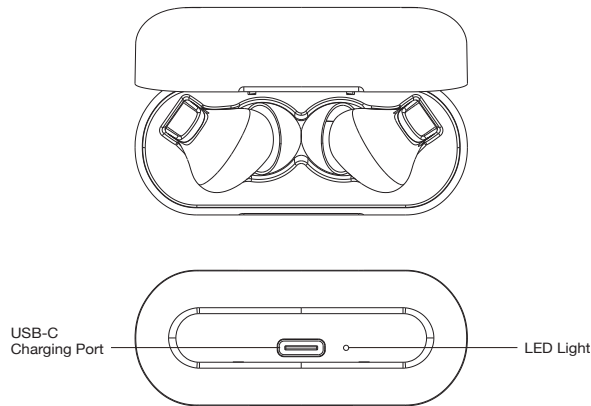
Pairing to Your Devices

1. Remove the SoundMates earbuds from the case.
2. Open the Bluetooth pairing list on your device and click on “SoundMates ANC.”
3. You will hear a voice prompt say “Device Connected.”
4. Your earbuds should now be paired to your mobile device and ready to be used.



Charging the Earbuds & Case

- Place the SoundMates earbuds inside of the charging case, and they will automatically begin charging.
- To charge the charging case, insert one end of the included USB-C cable into the charging port, and the other end into a USB power source.
- The LED indicator light on the charging case will flash green while the case is charging, and turn solid green once it is fully charged.



Power ON

- Remove your earbuds from the charging case. They will automatically power on, and you will hear a voice prompt announce the earbuds' current battery percentage.
- Alternatively, touch and hold the RIGHT or LEFT earbud for 2 seconds, or until you hear a voice prompt announce the earbuds' current battery percentage.

Power OFF

- Place your earbuds inside of the charging case.
- Alternatively, touch and hold the RIGHT or LEFT earbud for 5 seconds, or until you hear "Power Off."

Answering a Call

- Touch the RIGHT or LEFT earbud once.

Ending a Call

- Touch the RIGHT or LEFT earbud 2 times.

Rejecting a Call

- Touch and hold the RIGHT or LEFT earbud for 2 seconds, or until you hear a prompt sound.

Play/Pause

- Touch the RIGHT or LEFT earbud 2 times.

Next Song

- Touch the RIGHT earbud 3 times.

Rewind/Previous Song

- Touch the LEFT earbud 3 times.

ANC Mode

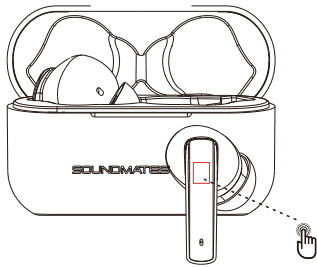
- Touch and hold the RIGHT earbud for 2 seconds, or until you hear “Noise Canceling ON” or “Noise Canceling OFF.”

Voice Assistant

- Touch and hold the LEFT earbud for 2 seconds, or until you hear a prompt sound to activate the Voice Assistant/Siri function. This function may not work with all devices.

Resetting the SoundMates

In the event that the earbuds are not working properly, a reset may be needed to fix the issue.



1. Remove both earbuds from the case.
2. Make sure both earbuds are powered off.
Touch and hold both the LEFT and RIGHT earbuds for 10 seconds, or until you hear “Device Pairing.” This clears all previous connections to other devices.
3. The earbuds will start auto-pairing to each other after the prompt “SoundMates Connected” is heard.
4. Follow the instructions in the “Pairing to Your Devices” section to pair to a new device.

Specifications

Battery Capacity (Earbuds)	40mAh
Battery Capacity (Charging Case)	500mAh
Charging Port Type	USB-C
Input Power	5V/0.4A
Earbuds Charging Time	approx. 1.5 hrs.
Case Charging Time	approx. 2 hrs.
Playing Time (ANC is off)	approx. 5 hrs.
Playing Time (ANC is on)	approx. 5 hrs.
Frequency	20Hz - 20KHz

Important Safeguards

- Do not use this unit for anything other than its intended purpose.
- Keep the unit away from heat sources, direct sunlight, humidity, and liquids.
- Do not expose the device to extremely high or low temperatures, as doing so may damage the battery.
- To prevent electric shocks, injuries to yourself, and/or damage to the unit, do not operate this device if it has been exposed to liquids.
- Do not use the unit if it has been dropped or damaged in any way.
- Repairs to electrical equipment should only be performed by a qualified electrician. Improper repairs may place the user at serious risk.
- Keep the unit out of the reach of children. This unit is not a toy.

BATTERY DISPOSAL:
This product contains a lithium polymer battery. Lithium polymer batteries are environmentally safe when fully discharged. Please refer to your local and state laws for battery disposal procedures.

FCC RULES:
This device complies with Part 15 of the FCC Rules. Operation is subject to the following two conditions: (1) this device may not cause harmful interference, and (2) this device must accept any interference received, including interference that may cause undesired operation. Warning: Changes or modifications to this unit not expressly approved by the party responsible for compliance could void the user's authority to operate the equipment.

NOTE: This equipment has been tested and found to comply with the limits for a Class B digital device, pursuant to Part 15 of the FCC Rules. These limits are designed to provide reasonable protection against harmful interference in a residential installation. This equipment generates, uses and can radiate radio frequency energy and, if not installed and used in accordance with the instructions, may cause harmful interference to radio communications.

However, there is no guarantee that interference will not occur in a particular installation. If this equipment does cause harmful interference to radio or television reception, which can be determined by turning the equipment off and on, the user is encouraged to try to correct the interference by one or more of the following measures:

- Reorient or relocate the receiving antenna.
- Increase the separation between the equipment and the receiver.
- Connect the equipment to an outlet on a circuit different from that to which the receiver is connected.
- Consult the dealer or an experienced radio/TV technician for help.

If you have any questions or issues with product use and/or care, please contact tzumi Technical Support at:
1-855-G0-TZUMI or **support@tzumi.com**.



SoundMates Pro ANC Earbuds. Distributed by tzumi® Inc. NY, NY 10016.
©Copyright 2024. All Rights Reserved. Made in China. All other trademarks and trade names are the property of their respective owners. Subject to change without prior notice.