

X-1Pro



StreamBox Elite

User Manual

Product Checklist

Please contact your local distributor as upon opening the package if you find any damaged and/or missing accessory. The manual is for reference only and may differ from actual product appearance. Please follow device prompts as they differ



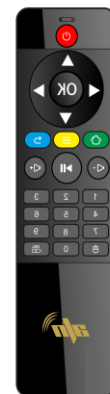
DEVICE



HD CABLE



POWER ADAPTER



REMOTE CONTROL

Open the box carefully. The following accessories should be inside:

*TV BOX

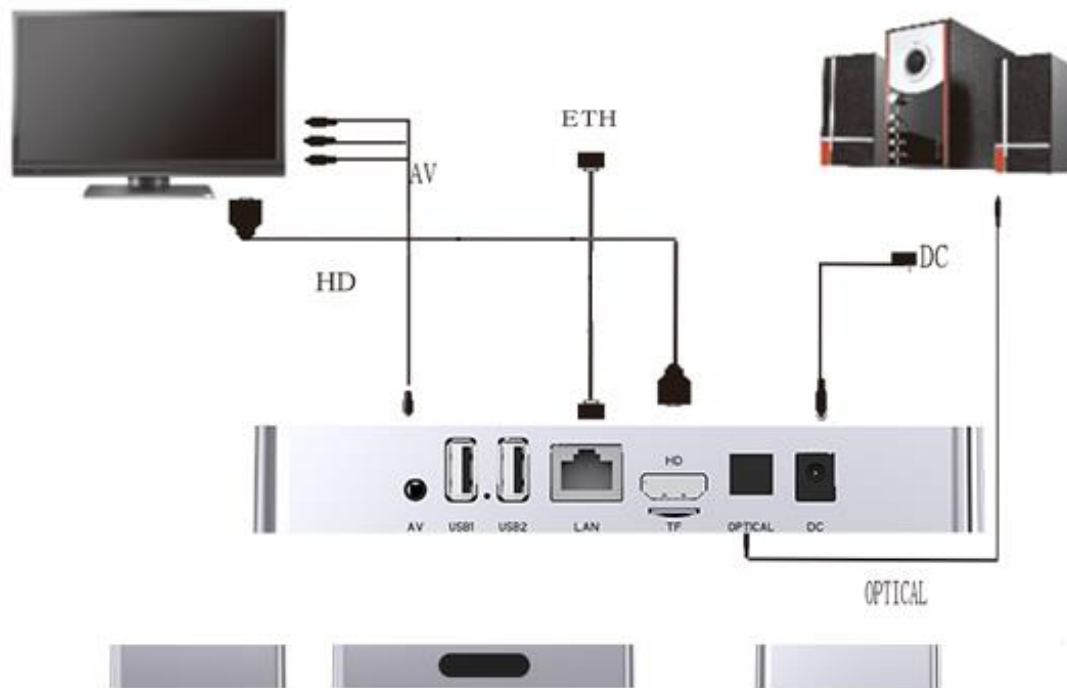
*Remote Control

*User Manual

*Power Adapter

*HDMI Cable

Panel Description



1. DC Port: This is used to connect the AC Adapter
2. S/PDIF Port: Connects to an External Audio Amplifier with S/PDIF Optical Digital Audio.
3. HD Port
4. TF Card port
5. Network Port
6. USB port: port for external storage media such as hard drive or USB flash drive. With this port you can also update software and program lists.
7. AV Port

*This manual is for reference only and may differ from actual product appearance.

Please follow device when they differ.

Specification

*8K UHD Streaming Media Player

*OS: Android 9.0

*CPU: Amlogic S905X3 64-bit quad core

ARM® Cortex™ A55 CPU

*GPU:G31™ MP2 GPU processor

*2GB DDR RAM Memory

*16GB eMMC Flash

*Support 8K

*HD Out

*TV+OTT Platform

*1xUSB3.0 1xUSB2.0 Connections

*Apps download freely form android market

*Easy installation

*Low Power Consumption

Video Supported:8k@30Hz video decoding

And AVS+code support,support HDR

Audio Supported:MP3,AAC,WMA,RM,FLAC

Power Supply:DC 5V/2A


Network Settings

1). Upon agreeing to the user agreement, you need to connect to the internet prior to accessing the content. Select network option on the top right of the main home page.



2). Follow instructions and connect to internet via wifi before proceeding to contents inside the device.

Date & Time



1). All date, time, and language settings are shown below the network selection on the right side of the home screen.

Important

- To access contents in the device, click on apps, direct to the top 4 apps on the top of the screen. Login with ANY NAME, the name does not affect the usage of the device, choose a name as you please.
- Additionally, type in the **username** and **password** as it appears on the **bottom** of the device to fully access contents, a piece of paper with the login information is also placed inside the packaging for your convenience.
-

This device complies with part 15 of the FCC Rules. Operation is subject to the following two conditions: (1) This device may not cause harmful interference, and (2) this device must accept any interference received, including interference that may cause undesired operation.

Any Changes or modifications not expressly approved by the party responsible for compliance could void the user's authority to operate the equipment.

Note: This equipment has been tested and found to comply with the limits for a Class B digital device, pursuant to part 15 of the FCC Rules. These limits are designed to provide reasonable protection against harmful interference in a residential installation. This equipment generates uses and can radiate radio frequency energy and, if not installed and used in accordance with the instructions, may cause harmful interference to radio communications. However, there is no guarantee that interference will not occur in a particular installation. If this equipment does cause harmful interference to radio or television reception, which can be determined by turning the equipment off and on, the user is encouraged to try to correct the interference by one or more of the following measures:

- Reorient or relocate the receiving antenna.
- Increase the separation between the equipment and receiver.
- Connect the equipment into an outlet on a circuit different from that to which the receiver is connected.
- Consult the dealer or an experienced radio/TV technician for help.

This equipment complies with FCC radiation exposure limits set forth for an uncontrolled environment. This equipment should be installed and operated with minimum distance 20cm between the radiator & your body.