

cecotec

ENERGYSILENCE 1200 WOODY

Ventilador de trípode de madera/ Wooden tripod fan



Manual de instrucciones
Instruction manual
Manuel d'instructions
Bedienungsanleitung
Manuale di istruzioni
Manual de instruções
Instructiehandleiding
Instrukcja obsługi
Návod k použití

INDEX

1. Parts and components	26
2. Before use	26
3. Product assembly	27
4. Operation	27
5. Cleaning and maintenance	27
6. Technical specifications	28
7. Disposal of old electrical and electronic appliances	29
8. Technical support and warranty	29
9. Copyright	29

SAFETY INSTRUCTIONS

Read these instructions thoroughly before using the product. Keep this instruction manual for future reference or new users.

- All safety instructions must be closely followed when using the appliance.
- This appliance can be used by children aged 8 years and above and persons with reduced physical, sensory, or mental capabilities or lack of experience and knowledge if they have been given supervision or instruction concerning use of the appliance in a safe way and understand the hazards involved. Children must not play with the appliance. Cleaning and user maintenance should not be carried out by unsupervised children.
- Make sure that the mains voltage matches the voltage stated on the product marking.
- Do not immerse the cord, plug, or any non-removable part of the appliance in water or any other liquid, nor expose electrical connections to water. Make sure your hands are dry before handling the plug or switching on the appliance.
- If the device falls accidentally in water, unplug it immediately. Do not touch the water!
- Check the power cord regularly for visible damage. If the cord is damaged, it must be replaced by the official Technical Support Service of Cecotec to avoid any type of danger.
- Do not stretch or carry the appliance by the cord. Do not use the cord as a handle. Do not pull the cord close to sharp edges or corners. Do not place or operate the appliance on the cable. Keep the cord away from hot surfaces.
- **WARNING:** do not use the appliance if the cord, plug, or the appliance itself is damaged, malfunctioning, or has been dropped.

- Do not use the appliance in confined spaces where flammable or toxic vapours are present.
- Keep the fan away from heat sources.
- Keep hair, loose clothing, fingers, and other body parts away from openings and moving parts of the appliance.
- Never leave the appliance unattended while in use. Unplug the device after use and when you leave the room where it is installed.
- Do not try to repair the device by yourself. Contact the official Technical Support Service of Cecotec for advice.
- Switch off and disconnect the appliance from the mains when not in use, when transporting it from one place to another, or before assembling or disassembling it. To prevent the appliance from tipping over, properly wind the cord.
- Cleaning and maintenance must be carried out according to this instruction manual to make sure the device functions properly. Turn off and unplug the appliance before moving and cleaning it.
- Do not expose people, especially infants or the elderly, to a continuous airflow.
- Make sure the fan is not placed near curtains or any other object it may become entangled with.
- Do not run the cord under carpets, rugs, or similar. Keep the cord out of the way.

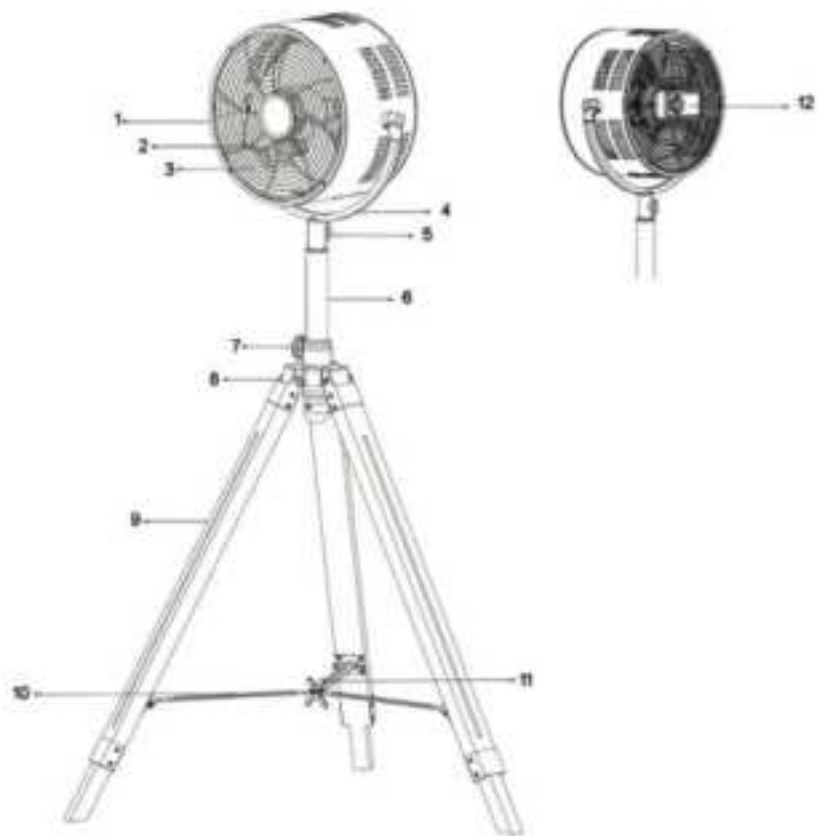


Fig./Img./Abb./Rys./Obr. 1



Fig./Img./Abb./Rys./Obr. 2

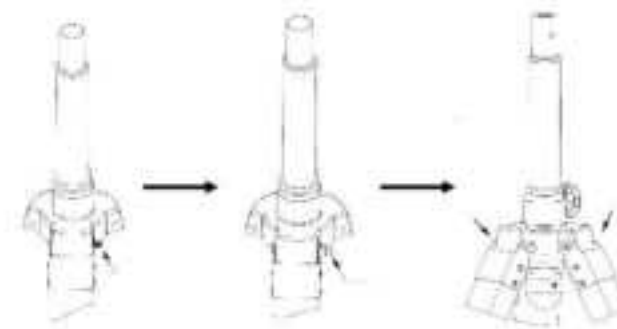


Fig./Img./Abb./Rys./Obr. 3

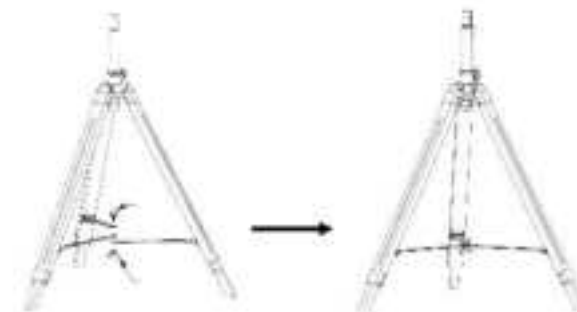


Fig./Img./Abb./Rys./Obr. 4

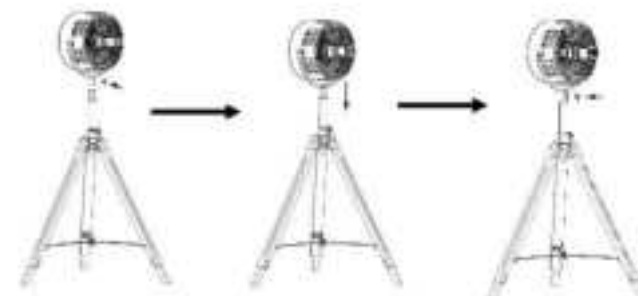


Fig./Img./Abb./Rys./Obr. 5

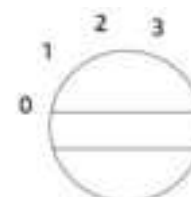


Fig./Img./Abb./Rys./Obr. 6

1. PARTS AND COMPONENTS

Fig. 1

1. Housing
2. Blades
3. Front protection grille
4. U-shaped support
5. Clamping knob
6. Tube
7. Height-adjustment knob
8. Tripod bracket
9. Wooden leg
10. Rod support
11. Thumbscrew and nut
12. On/Off button and speed knob

NOTE:

The graphics in this manual are schematic representations and may not exactly match the product.

2. BEFORE USE

- This appliance is packaged in a way as to protect it during transport. Take the appliance out of its box and remove all packaging materials. You can keep the original box and other packaging elements in a safe place. This will help you prevent product damage when transporting it in the future. In case the original packaging is disposed of, make sure all packaging materials are recycled accordingly.
- Make sure all parts and components are included and in good conditions. If any of them are missing or not in good condition, please contact Cecotec's official Technical Support Service immediately.

Box contents

- EnergySilence 1200 Woody fan
- Instruction manual
- The fan comes packed with the grilles separately. Fix the grilles in place before switching on the fan.
- Warning: do not switch on the fan unless all parts are correctly assembled.

- Switch on the fan only when it is in an upright position. Switching it on in any other position could be dangerous.
- Unpack the fan and remove all parts.

3. PRODUCT ASSEMBLY

Remove the safety screw from the tripod bracket. Use a screwdriver to screw the wooden legs to the tripod bracket. Screw the safety screw between the holes in the rod supports and the tripod bracket. Do the same for through screws and nuts. Each leg has a through screw and nut. Follow the below instructions:

Fig. 2

Unscrew the screws and nuts and install the wooden legs on the tripod bracket.

Fig. 3

Screw on the wooden legs.

Place the three rods on the central leg and screw them together with the thumbscrew and nut.

Fig. 4

Install the main body of the fan on top of the tube.

Fig. 5

Insert the clamping knob into the top of the tube. Fit the clamping knob through the holes in the tube and tighten it.

4. OPERATION

Use the speed knob to switch on the appliance and choose the operating speed.

The fan has 3 speeds (Fig. 6):

0- Fan is off

1- Low speed

2- Medium speed

3- High speed

5. CLEANING AND MAINTENANCE

- To get the most out of the fan, follow these instructions:
- Before cleaning the fan, unplug the power cord and allow the fan to come to a complete stop.
- Do not allow water to drip onto or into the housing.
- Use a soft, damp cloth and a neutral soap.
- Do not use any of the following to clean the appliance: petrol, solvent, or benzene.

- In case of malfunction or doubt as to whether the appliance is working properly or not, do not attempt to repair it yourself, as this may result in fire or electric shock.
- Check the fan base periodically.
- Do not immerse the appliance in water or any other liquid or place it under running water.

6. TECHNICAL SPECIFICATIONS

Product reference: 05917
Product: EnergySilence 1200 Woody
Power: 80 W
Voltage: 220-240 V ~, 50/60 Hz

Description	Symbol	Value	Unit
Fan maximum flow	F	52.2	m³/min
Fan power consumption	P	74	W
Service value	SV	0.7	(m³/min)/W
Energy consumption in off mode	P _{OFF}	0.0	W
Fan sound power level	L _{WA}	68.4	dB (A)
Maximum air speed	C	2.9	m/seg
Service value measurement standard	IEC 60879		
Contact details to obtain more information	Cecotec Innovaciones S.L. C/ de la Pinadeta s/n, 46930 Quart de Poblet, Valencia (Spain)		

Technical specifications may change without prior notification to improve product quality.
Made in China | Designed in Spain

7. DISPOSAL OF OLD ELECTRICAL AND ELECTRONIC APPLIANCES



This symbol indicates that, according to the applicable regulations, the product and/or cells must be disposed of separately from household waste. When this product reaches the end of its shelf life, you should dispose of the batteries/accumulators and take them to a collection point designated by the local authorities.

Consumers must contact their local authorities or retailer for information concerning the correct disposal of old appliances and/or their batteries.

Compliance with the above guidelines will help protecting the environment.

8. TECHNICAL SUPPORT AND WARRANTY

Cecotec shall be liable to the end user or consumer for any lack of conformity that exists at the time of delivery of the product under the terms, conditions, and deadlines established by the applicable regulations.

It is recommended that repairs be carried out by qualified personnel.

If at any moment you detect any problem with your product or have any doubt, do not hesitate to contact Cecotec's official Technical Support Service at +34 963 210 728.

9. COPYRIGHT

The intellectual property rights over the texts in this manual belong to CECOTEC INNOVACIONES, S.L. All rights reserved. The contents of this publication may not, in whole or in part, be reproduced, stored in a retrieval system, transmitted, or distributed by any means (electronic, mechanical, photocopying, recording or similar) without the prior authorization of CECOTEC INNOVACIONES, S.L.

www.cecotec.es

Cecotec Innovaciones S. L.
C/de la Pinadeta s/n, 46930
Quart de Poblet, Valencia, Spain

EA0222111