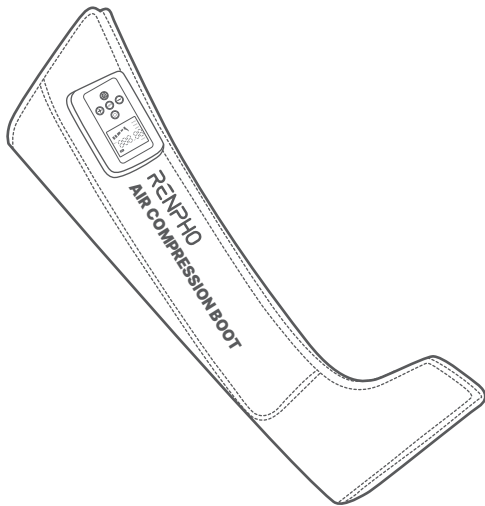


RENPHO

User Manual



Model: YY-A01L

Air Compression Leg Massager

CONTENTS

1. Introduction.....	01
2. Contraindications.....	01
3. Important Safety Instructions.....	02
4. Normalized Symbols.....	04
5. About the Product.....	06
6. Using the Product.....	08
7. Cleaning and Maintenance.....	11
8. Troubleshooting Guide.....	13
9. Warranty Policy.....	14
10. Customer Service.....	14

Introduction

Contraindications

Contraindications

[illegible]

Important Safety Instructions

When using the device, basic precautions should always be followed, including the following:

X| q 企 mm 企 ←X→f «Λ я ←企 X| ó↪mm←企| ó X| 企←Λя ú C/kg

1. This device can only be used by children aged from 8 years and above and persons with reduced physical, sensory or cognitive capabilities if they have been given supervision or instruction concerning use of the appliance in a safe way and understand the hazards involved.
2. Children should not play with the appliance.
3. Cleaning and user maintenance shall not be made by children.

[illegible][illegible]

$\text{C}_{60}\text{H}_8 + \frac{1}{2}\text{O}_2 \rightarrow \text{C}_{60}\text{H}_6 + \text{H}_2\text{O}$

device away from heated surfaces.

WARNING -To reduce the risk of fire, electric shock, or injury to persons, please follow the instructions below:

1. If you fall into any of the following user groups, please consult a doctor before use:

m

md © 3 1

[illegible][illegible][illegible]

Stop using if you feel uncomfortable or unwell after use and consult a doctor.

3. Non-professional repair personnel should not dismantle or replace the device without manufacturer's permission.

[illegible][illegible]













malfunction or electric shock.













[illegible]












leak air.

[illegible]

Normalized Symbols


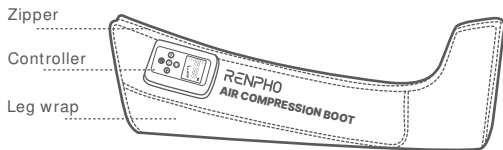
The signs below might be in the user manual, labeling or other components.

SYMBOL	DESCRIPTION	SYMBOL	DESCRIPTION
	q ① ② ③ ④ ⑤ ⑥ ⑦ ⑧ ⑨ ⑩ ⑪ ⑫ ⑬ ⑭ ⑮ ⑯ ⑰ ⑱ ⑲ ⑳ ㉑ ㉒ ㉓ ㉔ ㉕ ㉖ ㉗ ㉘ ㉙ ㉚ ㉛ ㉜ ㉝ ㉞ ㉟ ㊱ ㊲ ㊳ ㊴ ㊵ ㊶ ㊷ ㊸ ㊹ ㊺ ㊻ ㊼ ㊽ ㊾ ㊿ ① ② ③ ④ ⑤ ⑥ ⑦ ⑧ ⑨ ⑩ ⑪ ⑫ ⑬ ⑭ ⑮ ⑯ ⑰ ⑱ ⑲ ⑳ ㉑ ㉒ ㉓ ㉔ ㉕ ㉖ ㉗ ㉘ ㉙ ㉚ ㉛ ㉜ ㉝ ㉞ ㉟ ㊱ ㊲ ㊳ ㊴ ㊵ ㊶ ㊷ ㊸ ㊹ ㊺ ㊻ ㊼ ㊽ ㊾ ㊿		Indicates a medical device that needs protection from light sources
	CLASS II equipment		Indicates a medical device that can be broken or damaged if not handled carefully
	Caution		Indicates a medical device that needs to be protected from moisture
	さ 1 企 6 企 △ 1 3 企 4 0 ㊱ ㊲ ㊳ ㊴ ㊵ ㊶ ㊷ ㊸ ㊹ ㊺ ㊻ ㊼ ㊽ ㊾ ㊿		This way up
	Warning		Temperature limit
	Refer to instruction manual/booklet		Humidity limitation

SYMBOL	DESCRIPTION	SYMBOL	DESCRIPTION
	Manufacturer information: The manufacturer name and address		Use by date
	q      1.		The device should be sent to the special agencies according to local regulations for separate collection after its useful life
	Serial number		
	MR Unsafe To identify an item which poses unacceptable risks to the patient, medical staff or other persons with the MR environment.		

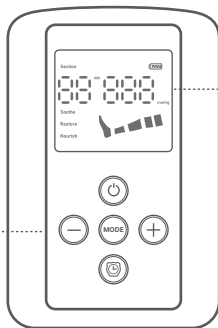

About the Product

1. What's in the box

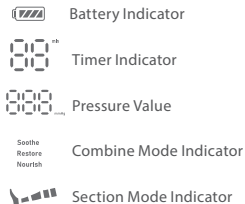


2. Product Overview

Buttons



LCD Display



3. Specifications

Product Name: Air Compression Leg Massager

4 ||-(3)1.GE ← m/s (立派)








© d e f g h i j k l m n o p q r s t u v w x y z # C

Power Supply: Rechargeable Li-ion battery

Power Adapter:                            

Auto-off Timer: 20/30/40 minutes

[illegible]

f H C H 1. 企 业 专 用 附 属 专 用 附 属 专 用 附 属 专 用 附 属

Q Δ 企 业 G 6 8 附 专 D 附 专 8 0 附 + 金 公 工 专 立 专 다 가 1

Weight: 3lb / 1.46kg

Power Cord Length: 1.5 meters

II₄⁻, F₇⁺, G⁺, H⁺, I⁺, J⁺, K⁺, L⁺, M⁺, N⁺, O⁺, P⁺, Q⁺, R⁺, S⁺, T⁺, U⁺, V⁺, W⁺, X⁺, Y⁺, Z⁺

Cycle Time: 52 seconds to 5 minutes and 50 seconds

я || 1G 3A

Application: Home, Hospital, Athlete training, and Clinics

A(가)·B(나)·C(다)·D(라)·E(마) 1G(문)(서)(마)

g

g 1. 1G

Resolution Ratio: 1mmHg

$$\frac{1}{n} \sum_{i=1}^n \left(\frac{\partial L(\theta)}{\partial \theta} \right)_{\theta=\theta_i}$$

Place of Origin: China

Operating Condition

« 1.† Δ 1.04 1G

n 4 ③ ④ ⑤ ⑥ ⑦ ⑧ ⑨ ⑩ ⑪ ⑫ ⑬ ⑭ ⑮ ⑯ ⑰ ⑱ ⑲ ⑳ ㉑ ㉒ ㉓ ㉔ ㉕ ㉖ ㉗ ㉘ ㉙ ㉚ ㉛ ㉜ ㉝ ㉞ ㉟ ㊀ ㊁ ㊂ ㊃ ㊄ ㊅ ㊆ ㊇ ㊈ ㊉ ㊐ ㊑ ㊒ ㊓ ㊔ ㊕ ㊖ ㊗ ㊘ ㊙ ㊚ ㊛ ㊜ ㊝ ㊞ ㊟ ㊠ ㊡ ㊢ ㊣ ㊤ ㊥ ㊦ ㊧ ㊨ ㊩ ㊰ ㊱ ㊲ ㊳ ㊴ ㊵ ㊶ ㊷ ㊸ ㊹ ㊺ ㊻ ㊼ ㊽ ㊾ ㊿

Atmospheric Pressure: 70kPa-106kPa

Storage Condition

« 1.† Δ 1.○ ◀ ▶ ↻ 🔍

n 4 13 16 21 26 31 36 41 46 51 56 61 66 71 76 81 86 91 96 101 106 111 116 121 126 131 136 141 146 151 156 161 166 171 176 181 186 191 196 201 206 211 216 221 226 231 236 241 246 251 256 261 266 271 276 281 286 291 296 301 306 311 316 321 326 331 336 341 346 351 356 361 366 371 376 381 386 391 396 401 406 411 416 421 426 431 436 441 446 451 456 461 466 471 476 481 486 491 496 501 506 511 516 521 526 531 536 541 546 551 556 561 566 571 576 581 586 591 596 601 606 611 616 621 626 631 636 641 646 651 656 661 666 671 676 681 686 691 696 701 706 711 716 721 726 731 736 741 746 751 756 761 766 771 776 781 786 791 796 801 806 811 816 821 826 831 836 841 846 851 856 861 866 871 876 881 886 891 896 901 906 911 916 921 926 931 936 941 946 951 956 961 966 971 976 981 986 991 996 1001 1006 1011 1016 1021 1026 1031 1036 1041 1046 1051 1056 1061 1066 1071 1076 1081 1086 1091 1096 1101 1106 1111 1116 1121 1126 1131 1136 1141 1146 1151 1156 1161 1166 1171 1176 1181 1186 1191 1196 1201 1206 1211 1216 1221 1226 1231 1236 1241 1246 1251 1256 1261 1266 1271 1276 1281 1286 1291 1296 1301 1306 1311 1316 1321 1326 1331 1336 1341 1346 1351 1356 1361 1366 1371 1376 1381 1386 1391 1396 1401 1406 1411 1416 1421 1426 1431 1436 1441 1446 1451 1456 1461 1466 1471 1476 1481 1486 1491 1496 1501 1506 1511 1516 1521 1526 1531 1536 1541 1546 1551 1556 1561 1566 1571 1576 1581 1586 1591 1596 1601 1606 1611 1616 1621 1626 1631 1636 1641 1646 1651 1656 1661 1666 1671 1676 1681 1686 1691 1696 1701 1706 1711 1716 1721 1726 1731 1736 1741 1746 1751 1756 1761 1766 1771 1776 1781 1786 1791 1796 1801 1806 1811 1816 1821 1826 1831 1836 1841 1846 1851 1856 1861 1866 1871 1876 1881 1886 1891 1896 1901 1906 1911 1916 1921 1926 1931 1936 1941 1946 1951 1956 1961 1966 1971 1976 1981 1986 1991 1996 2001 2006 2011 2016 2021 2026 2031 2036 2041 2046 2051 2056 2061 2066 2071 2076 2081 2086 2091 2096 2101 2106 2111 2116 2121 2126 2131 2136 2141 2146 2151 2156 2161 2166 2171 2176 2181 2186 2191 2196 2201 2206 2211 2216 2221 2226 2231 2236 2241 2246 2251 2256 2261 2266 2271 2276 2281 2286 2291 2296 2301 2306 2311 2316 2321 2326 2331 2336 2341 2346 2351 2356 2361 2366 2371 2376 2381 2386 2391 2396 2401 2406 2411 2416 2421 2426 2431 2436 2441 2446 2451 2456 2461 2466 2471 2476 2481 2486 2491 2496 2501 2506 2511 2516 2521 2526 2531 2536 2541 2546 2551 2556 2561 2566 2571 2576 2581 2586 2591 2596 2601 2606 2611 2616 2621 2626 2631 2636 2641 2646 2651 2656 2661 2666 2671 2676 2681 2686 2691 2696 2701 2706 2711 2716 2721 2726 2731 2736 2741 2746 2751 2756 2761 2766 2771 2776 2781 2786 2791 2796 2801 2806 2811 2816 2821 2826 2831 2836 2841 2846 2851 2856 2861 2866 2871 2876 2881 2886 2891 2896 2901 2906 2911 2916 2921 2926 2931 2936 2941 2946 2951 2956 2961 2966 2971 2976 2981 2986 2991 2996 3001 3006 3011 3016 3021 3026 3031 3036 3041 3046 3051 3056 3061 3066 3071 3076 3081 3086 3091 3096 3101 3106 3111 3116 3121 3126 3131 3136 3141 3146 3151 3156 3161 3166 3171 3176 3181 3186 3191 3196 3201 3206 3211 3216 3221 3226 3231 3236 3241 3246 3251 3256 3261 3266 3271 3276 3281 3286 3291 3296 3301 3306 3311 3316 3321 3326 3331 3336 3341 3346 3351 3356 3361 3366 3371 3376 3381 3386 3391 3396 3401 3406 3411 3416 3421 3426 3431 3436 3441 3446 3451 3456 3461 3466 3471 3476 3481 3486 3491 3496 3501 3506 3511 3516 3521 3526 3531 3536 3541 3546 3551 3556 3561 3566 3571 3576 3581 3586 3591 3596 3601 3606 3611 3616 3621 3626 3631 3636 3641 3646 3651 3656 3661 3666 3671 3676 3681 3686 3691 3696 3701 3706 3711 3716 3721 3726 3731 3736 3741 3746 3751 3756 3761 3766 3771 3776 3781 3786 3791 3796 3801 3806 3811 3816 3821 3826 3831 3836 3841 3846 3851 3856 3861 3866 3871 3876 3881 3886 3891 3896 3901 3906 3911 3916 3921 3926 3931 3936 3941 3946 3951 3956 3961 3966 3971 3976 3981 3986 3991 3996 4001 4006 4011 4016 4021 4026 4031 4036 4041 4046 4051 4056 4061 4066 4071 4076 4081 4086 4091 4096 4101 4106 4111 4116 4121 4126 4131 4136 4141 4146 4151 4156 4161 4166 4171 4176 4181 4186 4191 4196 4201 4206 4211 4216 4221 4226 4231 4236 4241 4246 4251 4256 4261 4266 4271 4276 4281 4286 4291 4296 4301 4306 4311 43

Atmospheric Pressure: 75kPa-106kPa

Using the Product

1. Before Use

Charge the device



a. When the battery indicator turns red, the battery is low. Charge the device when the battery indicator turns red.

b. It takes about 2.5 hours to fully charge the device. When charging the battery, the battery indicator will flash and turn solid green once the charging is complete. The massager runs on

① 将按摩器平铺，对折一次，再对折一次，放入收纳袋中。
 ② 将按摩器平铺，对折一次，再对折一次，放入收纳袋中。
 ③ 将按摩器平铺，对折一次，再对折一次，放入收纳袋中。

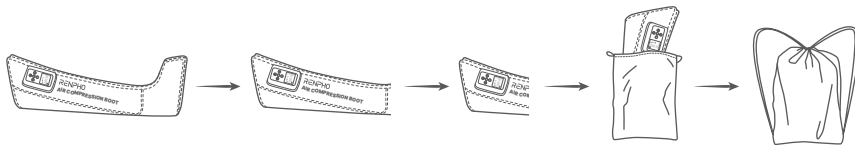
Note:

1. The massager has a built-in auto-off timer. It will automatically turn off the massager when the time is up. It is recommended to limit the usage time to 60 minutes per session.

④ 将按摩器平铺，对折一次，再对折一次，放入收纳袋中。
 ⑤ 将按摩器平铺，对折一次，再对折一次，放入收纳袋中。
 ⑥ 将按摩器平铺，对折一次，再对折一次，放入收纳袋中。

Cleaning and Maintenance

A. Storage



Lay it flat and fold in half, then fold again. Put it in the storage bag.

1. Store the massager in a cool, dry place when not in use.

⑦ 将按摩器平铺，对折一次，再对折一次，放入收纳袋中。
 ⑧ 将按摩器平铺，对折一次，再对折一次，放入收纳袋中。
 ⑨ 将按摩器平铺，对折一次，再对折一次，放入收纳袋中。
 ⑩ 将按摩器平铺，对折一次，再对折一次，放入收纳袋中。

4. Avoid needles or sharp items that could puncture the airbags and hoses.

⑪ 将按摩器平铺，对折一次，再对折一次，放入收纳袋中。
 ⑫ 将按摩器平铺，对折一次，再对折一次，放入收纳袋中。

B. Cleaning

1. Turn off the massager before cleaning.

Do not use any chemical cleaners, brushes, gasoline, kerosene, glass polish or paint thinner.

3. Wipe down the surface of the massager with a soft, slightly damp cloth instead.

C. Maintenance

Do not use the massager. The massager does not contain user-serviceable parts.

Do not use the massager in a humid environment or near moisture.

3. Cover the massager when not in use to prevent dust.

Troubleshooting Guide

PROBLEM	CAUSE	SOLUTION
The massager does not work.	1. The device is not turn ON correctly. 2. Overuse results in overheating, activating the overheat protection function. 3. The built-in auto-off timer turns it off.	1. Press and hold the power button to turn it on. 2. Use the massager after it cools down naturally. 3. Restart if you want another session.
6.1.1. The massager is uncomfortable, or tight while massaging.	1. Wraps are too tight. 2. Intensity is set too high.	1. Choose a lower intensity. 2. Press and hold the Power button to turn it off. 3. Zip down the leg wrap.
The controller gets hot during use.	It is normal for the controller to slightly heat up if the device has been used for a long time.	1. Limit the usage time to 60 minutes to avoid overheating. 2. After turning it off, allow the controller to cool down before using again.

If you encounter any other issues, please feel free to contact our customer service.

Warranty Policy

Your RENPHO product purchase is covered by a one-year limited manufacturer warranty from the date of delivery.

[illegible]

<https://renpho.com/pages/warranty-terms-and-conditions>

Note: Product registration is not required for the warranty.

If you choose not to register your product, it will not diminish the product warranty.

Customer Service

Please feel free to contact us if you have any questions or concerns. RENPHO Customer Service Team guarantees a quick response and hassle-free solutions to any issue you may have within business hours.

✉ Email: support@renpho.com

TEL: +1(844) 417 0149

Monday-Friday 9:00AM-4:30PM

for inspection/repair.

operation of the device.