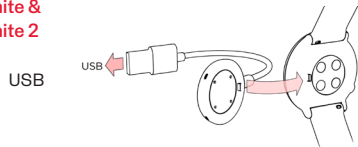


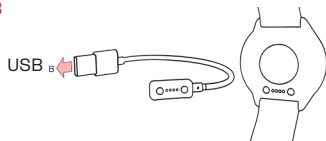
Charge

To wake up and charge your watch, plug it into a powered USB port or a USB charger with the custom cable or the charging adapter that came in the box.

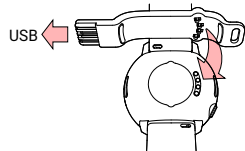
Ignite & Ignite 2



Ignite 3



Unite



Setup

After waking up the watch, choose your language and setup method. The watch gives you three options for setup:

- (A) set up on your phone,
- (B) on your computer or
- (C) on your watch.

Browse to the options by swiping the display up or down. Tap the display to confirm your selection. We recommend option **A** or **B**. You'll get the latest updates for your watch by setting it up on your phone or on your computer.

A Set up on your phone

You have to do the pairing in the Polar Flow app and NOT in your phone's Bluetooth settings.

1. Make sure your **phone** is connected to the **internet** and turn on Bluetooth®.
2. Download the **Polar Flow app** from the **App Store** or **Google Play**.
3. Open the Flow app on your phone. The Flow app recognizes your watch and prompts you to start pairing it. Tap the **Start** button.

4. Accept the Bluetooth pairing request on your phone. Confirm the pin code on your watch and the pairing is done.
5. **Sign in** with your **Polar account** or create a new one. We'll walk you through the sign-up and setup within the app.

When you're done with the settings, tap **Save and sync** and your settings are synced to your watch.

B Set up on your computer

1. Go to **flow.polar.com/start** and download and then install the **Polar FlowSync** data transfer software to your computer.
2. Sign in with your Polar account or create a new one. We'll walk you through the sign-up and setup within the Polar Flow web service.

To get the most accurate and personal training and activity data, it's important that you're precise with the settings in the setup.

To keep your watch up to date, always make sure to update the firmware whenever a new version is available. You'll be notified via Flow when a new version is available.

Get to know



Swipe:

- left or right in time view to change the view or during training to see different training views
- up or down to scroll

Tap the display:

- to confirm selections and choose items
- to see more detailed information behind the views.

Press the button:

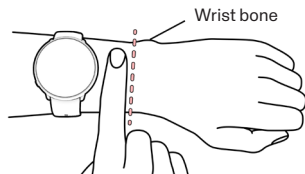
- in time view to enter the menu
- to return, pause and stop
- press and hold to start pairing and syncing

The backlight is automatically switched on when you turn your wrist to look at the watch.

Wear

Wear your watch firmly behind the wrist bone. To get accurate heart rate readings **during training**:

- Wear the watch on top of your wrist, at least a finger's width up from the wrist bone.
- Tighten the wristband a bit more tightly around your wrist. The sensor on the back must be in constant touch with your skin and the watch should not be able to move on your arm.



When not measuring heart rate or tracking sleep, loosen the wristband to let your skin breathe.

Take care of your watch

Keep your watch clean by rinsing it under running water after each training session. Before charging, please make sure there's no moisture, dust or dirt on the charging contacts of your watch and cable. Gently wipe off any dirt or moisture. **Do not charge the watch when it's wet.**

Train

1. Wear your watch and tighten the wristband.
2. Press the button to enter the main menu, tap **Start training**, and then swipe left or right to choose a sport profile.
3. Wait until your heart rate is shown inside the green circle, then tap the display to start training recording.

Pause and stop training

Press the button to pause your training session. Tap the display to continue training. To stop the session, press and hold the button when paused until **Recording ended** is displayed.

Training with GPS

Ignite/Ignite 2/Ignite 3: Go outdoors and away from tall buildings and trees. Keep your watch still with the display upwards to catch GPS satellite signals. The circle around the GPS icon will turn green and the watch vibrates when the GPS is ready.

Unite: To get GPS data, connect your watch to your mobile phone. Install the Polar Flow app on your mobile phone, pair it with your Unite and give it permission to always use your phone's location. You need to keep your mobile phone with you during the training session.

Polar Flow

Analyze your training results, activity and sleep on the go with the Flow app and in-depth in the Flow web service. Remember to sync your watch regularly with Polar Flow to keep your data up to date between your watch, the mobile app and the web service.

Information about materials and technical specifications are available in the user manual at support.polar.com/en. For instructions on changing the wristband see this video: bit.ly/polar-wristband.

The radio equipment operates 2.402 - 2.480 GHz ISM frequency band(s) and 5 mW maximum power.

The Polar Precision Prime optical heart rate sensor fusion technology uses a very small, safe amount of electric current on the skin to measure the contact of the device to your wrist to enhance accuracy.

Model: Ignite/Ignite 2: 2Z, Ignite 3: 5J, Unite: 4B

App Store is a service mark of Apple Inc.

Android and Google Play are trademarks of Google Inc.

Manufactured by

Polar Electro Oy

customercare@polar.com

www.polar.com

Compatible with



/polarglobal



Getting Started Guide

Ignite / Ignite 2 / Ignite 3

GPS fitness watch

Unite

Fitness watch

English

Learn more at support.polar.com/en



Model number: 5J

POLAR IGNITE 3

English

This product is compliant with Directives 2014/53/EU, 2011/65/EU and 2015/863/EU. The relevant Declaration of Conformity is available at www.polar.com/en/regulatory_information.

Deutsch

Dieses Produkt erfüllt die Anforderungen der Richtlinien 2014/53/EU, 2011/65/EU und 2015/863/EU. Die zugehörige Konformitätserklärung ist erhältlich unter www.polar.com/de/rechtliche_informationen.

Français

Ce produit est conforme aux dispositions des directives 2014/53/UE, 2011/65/UE et 2015/863/UE. La Déclaration de Conformité correspondante est disponible à l'adresse www.polar.com/fr/informations_reglementaires.

Ελληνικά

Το προϊόν αυτό είναι συμβατό με την Ευρωπαϊκή Οδηγία 2014/53/EU, 2011/65/EU και 2015/863/EU. Η σχετική Δήλωση συμμόρφωσης είναι διαθέσιμη στην ηλεκτρονική διεύθυνση www.polar.com/el/regulatory_information.

Nederlands

Dit product voldoet aan de richtlijnen 2014/53/EU, 2011/65/EU en 2015/863/EU. De desbetreffende conformiteitsverklaring is beschikbaar op www.polar.com/nl/wettelijk_verplichte_informatie.

Italiano

Questo prodotto è conforme alle Direttive 2014/53/UE, 2011/65/UE e 2015/863/UE. La Dichiarazione di conformità relativa è disponibile sul sito www.polar.com/it/informazioni_normative.

Español

Este producto cumple con las Directivas 2014/53/UE, 2011/65/UE y 2015/863/UE. La Declaración de conformidad correspondiente se puede encontrar en www.polar.com/es/informacion_reguladora.

Português

Este produto está conforme às Directivas 2014/53/EU, 2011/65/EU e 2015/863/EU. A respectiva Declaração de Conformidade está disponível em www.polar.com/pt/informacao_regulatoria.

Suomi

Tämä tuote on direktiivien 2014/53/EU, 2011/65/EU ja 2015/863/EU mukainen. Asiaankuuluva Vaatimustenmukaisuusvakuutus on luettavissa osoitteessa www.polar.com/fi/lainsaadannolliset_tiedot.

Svenska

Denna produkt uppfyller direktiven 2014/53/EU, 2011/65/EU och 2015/863/EU. Tillämplig försäkran om överensstämmelse finns tillgänglig på www.polar.com/sv/gallande_bestammelser.

Dansk

Dette produkt er i overensstemmelse med direktiv 2014/53/EU, 2011/65/EU og 2015/863/EU. Den relevante Erklæring om overensstemmelse findes på adressen www.polar.com/da/oplysninger_om_regulering.

Norsk

Dette produktet er i samsvar med EU-direktivene 2014/53/EU, 2011/65/EU og 2015/863/EU. Den relevante samsvarserklæringen finner du på www.polar.com/nb/informasjon_om_forskrifter.

Compliance statement

CANADA

Polar Electro Oy has not approved any changes or modifications to this device by the user. Any changes or modifications could void the user's authority to operate the equipment.

Polar Electro Oy n'a approuvé aucune modification apportée à l'appareil par l'utilisateur, quelle qu'en soit la nature. Tout changement ou toute modification peuvent annuler le droit d'utilisation de l'appareil par l'utilisateur.

Innovation, Science and Economic Development Canada (ISED) regulatory information

This device complies with Innovation, Science and Economic Development Canada licence-exempt RSS standard(s). Operation is subject to the following two conditions: (1) this device may not cause interference, and (2) this device must accept any interference, including interference that may cause undesired operation of the device.

This device complies with the safety requirements for RF exposure in accordance with RSS-102 Issue 5 for portable use conditions.

Avis de conformité à la réglementation d'Innovation, Sciences et Développement économique Canada (ISDE)

Le présent appareil est conforme aux CNR d'Innovation, Sciences et Développement économique Canada applicables aux appareils radio exempts de licence. L'exploitation est autorisée aux deux conditions suivantes : (1) l'appareil ne doit pas produire de brouillage, et (2) l'utilisateur de l'appareil doit accepter tout brouillage radioélectrique subi, même si le brouillage est susceptible d'en compromettre le fonctionnement.

Cet appareil est conforme aux exigences de sécurité concernant l'exposition aux RF selon la norme RSS-102, 5ème édition, pour des conditions d'utilisation portable.

Class B digital device notice

This Class B digital apparatus complies with Canadian RSS-Gen and RSS-247.

Cet appareil numérique de la classe B est conforme à la norme CNR-Gen et CNR-247 du Canada.

CAN ICES-3(B)/NMB-3(B)

USA

Polar Electro Oy has not approved any changes or modifications to this device by the user. Any changes or modifications could void the user's authority to operate the equipment.

FCC regulatory information

This device complies with part 15 of the FCC rules. Operation is subject to the following two conditions: (1) This device may not cause harmful interference, and (2) This device must accept any interference received, including interference that may cause undesired operation.

Note: This equipment has been tested and found to comply with the limits for a Class B digital device, pursuant to part 15 of the FCC Rules. These limits are designed to provide reasonable protection against harmful interference in a residential installation. This equipment generates, uses and can radiate radio frequency energy and, if not installed and used in accordance with the instructions, may cause harmful interference to radio communications. However, there is no guarantee that interference will not occur in a particular installation.

If this equipment does cause harmful interference to radio or television reception, which can be determined by turning the equipment off and on, the user is encouraged to try to correct the interference by one or more of the following measures:

1. Reorient or relocate the receiving antenna.
2. Increase the separation between the equipment and receiver.
3. Connect the equipment into an outlet on a circuit different from that to which the receiver is connected.
4. Consult the dealer or an experienced radio/TV technician for help.

This product emits radio frequency energy, but the radiated output power of this device is far below the FCC radio frequency exposure limits. This equipment complies with FCC RF radiation exposure limits for an uncontrolled environment. Nevertheless, the device should be used in such a manner that the potential for human contact with the antenna during normal operation is minimized.