

VRF Indoor Unit 45VML007---3—Low Static Duct



Submittal Data

Job Name _____ Location _____
Tag _____



STANDARD FEATURES

- Rear Return Air Opening is Standard and Bottom Return is Optional
- Three Fan Speeds - High, Medium, and Low
- Knockout for Outside Air
- Built-in Drain Pump from Factory
- Built in EEV (Electronic Expansion Valve) for Installation Ease
- Internally Installed A2L Refrigerant Leak Sensor

| | | |
|--------------------------------|---------|-----------------|
| INDOOR UNIT MODEL | | 45VML007---3 |
| PERFORMANCE | | |
| Cooling Rated Capacity | Btu/h | 7,000 |
| Heating Rated Capacity | Btu/h | 8,000 |
| Airflow (H / M / L) | CFM | 325 / 250 / 175 |
| Sound Pressure (H / M / L) | dBA | 32 / 27.5 / 25 |
| ELECTRICAL | | |
| Power Supply | V/Ph/Hz | 208-230/1/60 |
| Fan Motor Rated Motor (Output) | W | 20 |
| Minimum Circuit Amps (MCA) | A | 1.13 |
| Maximum Overcurrent Protection | A | 15.0 |
| Motor Type | | DC |

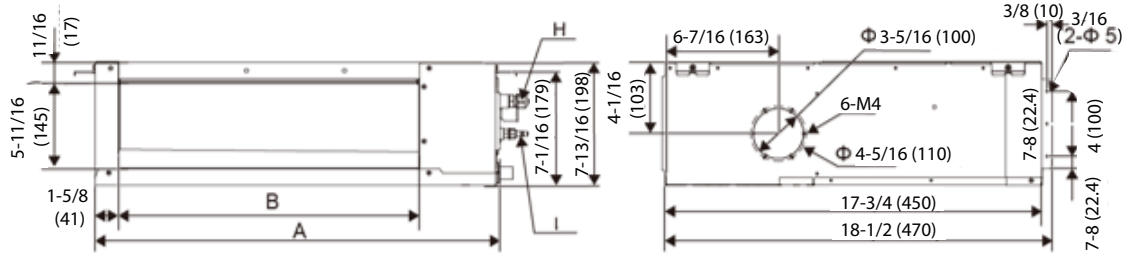
| | | |
|--------------------------------|--------|-------------|
| PHYSICAL DATA | | |
| Pipe Connection Size - Liquid | in. | 1/4 |
| Pipe Connection Size - Suction | in. | 1/2 |
| Pipe Connection Size - Drain | in. | 1 |
| External Static Pressure (ESP) | in. wg | 0.04(0-0.2) |
| Refrigerant | | R-454B |
| Unit Width | in. | 21-5/8 |
| Unit Height | in. | 7-13/16 |
| Unit Depth | in. | 18-7/8 |
| Net Unit Weight | lb | 27.6 |

ACCESSORIES

- ☐ Wireless Remote Controller 45VM900001
- ☐ Wired Remote Controller - Non-Prog. 45VM900002

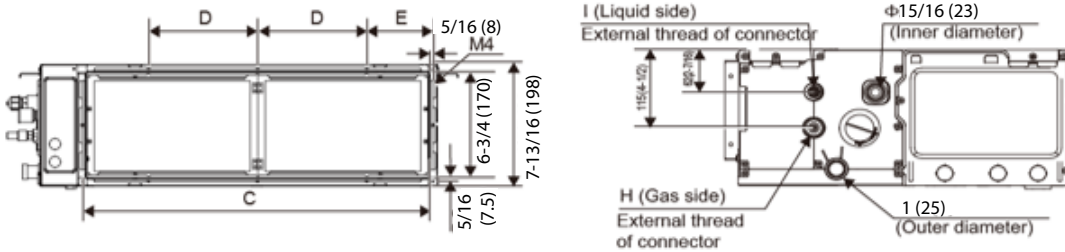
DIMENSIONAL DRAWING
INDOOR UNIT LOW STATIC DUCT 45VML007---3

External dimension, air outlet size, and size of fresh air outlet:

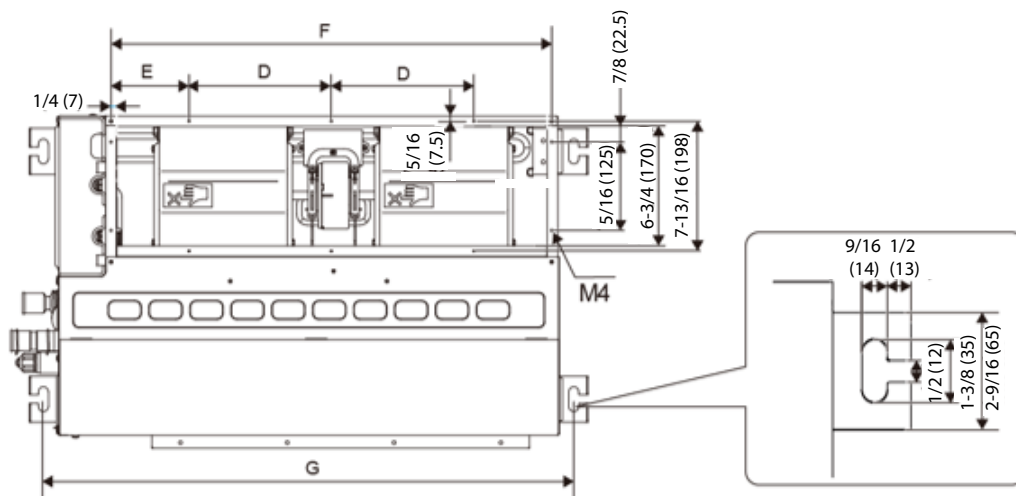


Size of return air inlet (back return air mode):

Dimension of pipe and water pipe:



Size of return air inlet (bottom return air mode), and the distance between the lugs:



| Capacity (kBTU/h) | A | B | C | D | E | F | G | H | I |
|----------------------|---------------|--------------|--------------|-------------|----------------|--------------|---------------|------------|-------------|
| 07 | 27-9/16 (700) | 20-7/8 (530) | 23-3/4 (605) | 8-7/8 (200) | 4-5/16 (109.5) | 24-3/8 (619) | 29-5/16 (745) | 3/4-16 UNF | 7/16-20 UNF |

Note: All dimensions are shown in inches

