

LP1100V3

High-Output Universal Large Flashlight




2 **D**
Batteries



Features

- Constructed with aircraft-grade aluminum
- Long range LPE optics
- Patented TackGrip molded rubber grip
- Ergonomic side button
- IPX4 waterproof rating
- Batteries included (2 D)

ANSI/PLATO FL1 STANDARD

			
MODES	LUMENS	RUN TIME	BEAM DISTANCE
High	455 lm	5h	350m
Low	30 lm	12h	45m
Strobe	455 lm	--	--

Operation Instructions

On/Off: Press and release the button on the side of the light to turn on and off.



Cycle Modes: First turn the light on by pressing down the button on the side of the light completely and releasing. Half-press the button to cycle through modes (High/Low/Strobe). Turning the flashlight on and off, quickly and repeatedly will also cycle the light through the three modes.

Battery Replacement

The LP1100V3 uses 2 D batteries.

To replace the batteries, turn the tail cap counterclockwise to remove it. Tip the light downward to slide out the old batteries. Insert new batteries (+) side facing down. For best results, we recommend using brand new alkaline batteries that are the same voltage and brand. Re-attach the tail cap by pressing down lightly and turning it clockwise until tight.



If you know it will be a while between uses, we suggest removing the batteries from the flashlight and storing it in a dry, protected place.

Product Warranty

The LP1100V3 has a Limited Lifetime Warranty Against Manufacturer's Defects from time of purchase. For warranty claims please contact us by calling 801-553-8886 or sending an email to info@simpleproducts.com