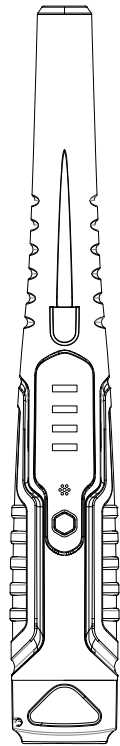
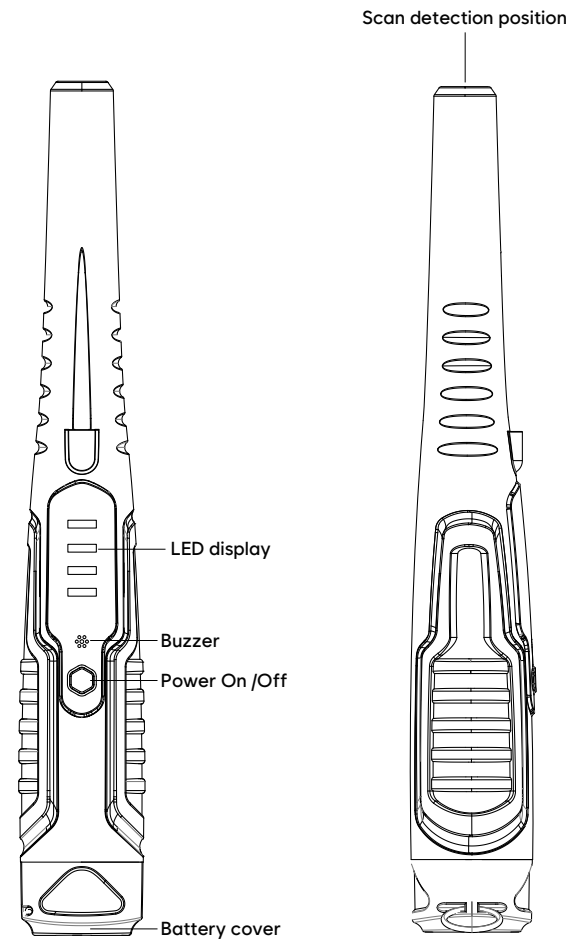


Use Manual



1.Schematic diagram:



2.Purpose:

1. Looking for metal outdoors.
- 2.Precious metal detection, such as gold and silver jewelry factory.

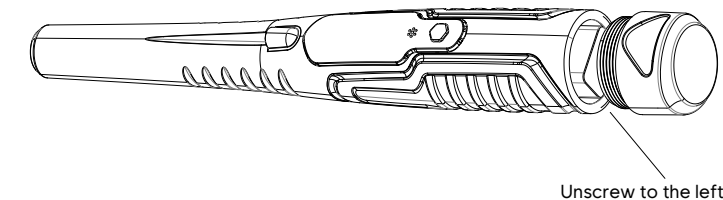
3.Detection distance:

Detection distance 0-60 mm

4.Features:

1. Waterproof, high sensitivity
2. Easy to use, no adjustment required;
3. 9V battery down to about 7V, detection distance unchanged;
4. The use of electricity, can work continuously for more than 40 hours;
5. Three alarm modes options: sound, vibration, sound & vibration.
6. There are hints when the battery runs out
7. There is boot, shutdown sound or vibration prompt function;
8. Simple battery replacement is possible.

5.Replace the battery:



1. Simply rotate the battery cover counter-clockwise to remove and tighten clockwise
2. Load the 6F22 (9V) battery according to the positive and negative symbols on the battery cover.
3. Cover the battery cover and push it forward.

6.Method of use:

1. Press the power button to turn it on and you will hear a drip." Keep the detector away from any metal objects
2. Turn off the power and press the switch, one second to power off.
3. When the battery is low, the detector will indicate the low battery indicator.

7.Notes:

1. Do not forget to turn off the power after use.
2. The battery should not be removed for a long time.
3. Do not expose to heat and sun.

V1-2024-11-236A