



**Green Lion**

## **Rythm x50 Anc Wireless Headphone**

SKU: GNRYTMX50

Model No: GL-HP50

## Table of Contents

Description	2
Function Features	2
Button Function	3
Wireless Pairing Operation (First Time)	3
Operation Method of Multi- Pairing	4
Back to Ordinary Headphone	4
Charging	5
Low Battery	5
Auto Battery	5
Specifications	5
Disposal	5
Warranty	7
Contact Us	7

## Description

The wireless headphone is a high-quality stereo ANC (Active Noise Cancellation) wireless headphone that offers both wireless music and calling functions.

With a stylish design, it is beautifully crafted and easy to carry. It is suitable for home use, outdoor travel, and a variety of other settings, allowing you to enjoy music anytime and anywhere.

The headphone provides superb sound quality, making it an excellent choice for your computer, digital music players, mobile phones, and other audio-visual products.

## Function Features

[ANC] Supports active noise reduction with double feedback to reject external noise interference, allowing you to enjoy purer music.

[Wireless Play] Supports pairing with wireless devices to play music, such as mobile phones, tablets, and TVs.

[Hands-free Calls] Supports hands-free calling with built-in high-sensitivity microphones, making phone calls more enjoyable and carefree.

[Voice Prompt for Incoming Calls] It will prompt the phone number when you receive a call, making it more convenient.

[Battery Display] Displays the earphone's battery level on your mobile phone in real-time, so you know exactly how much battery is left.

[Multi-pairing Function] Supports connecting two mobile phones simultaneously, making it more convenient to use.

[Game Mode] Supports low latency mode, making gaming more immersive.

[SIRI] Supports intelligent voice assistant operation for greater convenience.

[Smart Power-off] If not connected to wireless mode, the headphones will automatically turn off after 5 minutes, saving electricity during standby.

[Audio Input] Includes stereo audio input ports, making it easy to connect to computers, digital music players, mobile phones, and other audio-visual products for various audio sources.







[Rechargeable Lithium Battery] Features a built-in rechargeable lithium battery that is environmentally friendly, economical, and practical.

[Intelligent Charging] The voice prompt will notify you when the battery is low, and the headphones will automatically cut power to prevent any damage from overcharging.

## Button Function

- |                                    |                          |
|------------------------------------|--------------------------|
| 1. Power On/Off                    | 5. Type-C Charging Ports |
| 2. Volume Up (+)                   | 6. Audio Input Ports     |
| 3. Volume Down (-)                 | 7. Status Indicator Lamp |
| 4. ANC (Active Noise Cancellation) | 8. Built-in Mic          |

## Function List

Function	Operation method
Power on/Power off	Long press (【  】)
Play/Pause	Click (【  】)
Volume + / -	Click (+) / (-)
Next/Previous song	Long press (+) / (-)
Answer/Hang up	Click (【  】)
Reject call	Long press (【  】) for 2 seconds
Redial	Double click (【  】)
SIRI on	Triple click (【  】)

Switching game mode /music mode	Quadruple click ([🔊])
ANC on	([ANC switch]) dial up
ANC off	([ANC switch]) dial down
ON/OFF the transparency mode	Press and hold the (+) and (-) keys for 2 seconds

[Type-C Charging Ports]: This is the power input jack. You can use the special charging cable from the standard package or the universal Type-C port charging cable of your mobile phone for charging.

[Audio Input]: Use the audio cable to connect to digital music players, mobile phones, and other audio-visual products to access all kinds of audio sources.

## **Wireless Pairing Operation (First Time)**

Press and hold the power button for 3 seconds until the red and blue LED lights flash alternately. At this point, search for the corresponding wireless device name on your phone, then select the device for pairing. Once you hear "Device connected," the pairing is successful, and the indicator light will turn blue. The device will automatically reconnect during the next use.

## **Operation Method of Multi- Pairing**

Search for the earphone pairing name on both mobile phone A and mobile phone B at the same time. Click the pairing name on each mobile phone separately, and when you hear "Device connected," the pairing is successful. If you want to listen to music on mobile phone B while listening to music on mobile phone A, pause the music on mobile phone A and play the music on mobile phone B to listen and control mobile phone B.

## Back to Ordinary Headphone

Insert the 3.5mm audio jack into the audio input port. The wireless headphones will automatically power off and can be used as ordinary headphones.

## Charging

Insert one end of the charging cable into the native Type-C socket and the other end into the mobile phone charger. The indicator light will turn red while charging and will extinguish once fully charged.

## Low Battery

When the battery voltage is low, the device will prompt "Battery low." Please recharge it at this time. If not used for an extended period, charge the device at least once a month to protect the battery and extend its lifespan.

## Auto Battery

If not connected in wireless mode, the device will automatically turn off after 5 minutes. You don't have to worry about wasting electricity during standby.

## Specifications

Model No.	GL-HP50
Material	ABS + Metal
Battery	350mAh

Bluetooth	V6.0
Transmission Range	10 m
Speaker	40 mm
Impedance	32Ω
Sensitivity	2-/ +119 dB
Frequency	20Hz–20kHz
Noise Reduction	3±30 dB
Charging Port	Type-C
Charging Time	1.5 hrs
Playtime	30–50 hrs
Standby Time	40–180 hrs
Product Weight	262 g
Product Dimensions	173 × 200 × 80 mm



## Disposal

This product must not be disposed of as unsorted household waste. It is important to separate such waste for proper treatment and recycling, in compliance with local waste management regulations.

## Warranty

Products that you buy directly from our **Green Lion** website or shop come with a 24-month warranty.

When you buy **Green Lion** products from any of our approved sellers, you only get a 12-month warranty. If you want to extend this warranty, go to our website at <https://www.greenlion.net/warranty> and fill out the form with your information. Don't forget to upload a picture of the product too. After we've checked and accepted your request, we'll send you an email to confirm that your product's warranty has been extended.

For more info, please check:  
<https://www.greenlion.net/warranty>

## Contact Us

If you have any questions about this Privacy Policy, please contact us at:

Website: <https://www.greenlion.net/>

Sales: [sales@greenlion.net](mailto:sales@greenlion.net)

Service Support: [Support@greenlion.net](mailto:Support@greenlion.net)

Telegram: [@greenlion\\_global](https://t.me/greenlion_global)

Instagram: [@greenlion\\_global](https://www.instagram.com/greenlion_global)