

I N S T E  N

Getting Started with Insteon Dimmer Module



Incandescent
& Halogen



Dimmable
CFL



Dimmable
LED



CFL

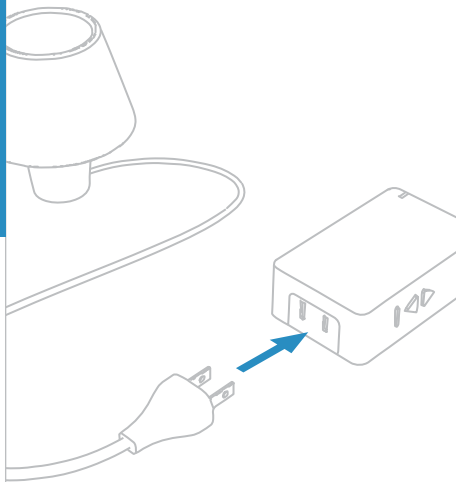


LED

Only connect lamps with dimmable
bulbs to Dimmer Module.

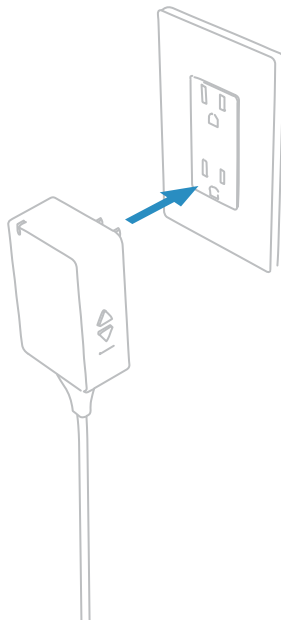
1

Turn on your lamp and connect it's
power cord to Dimmer Module.



2

Plug Dimmer Module into a
power outlet.



3

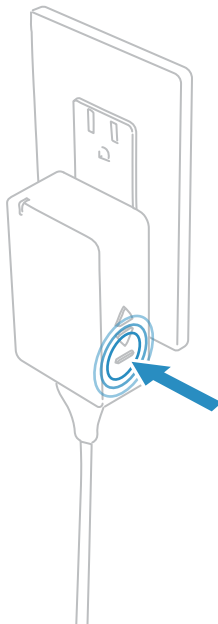
Follow the on-screen instructions in the Insteon app to add Dimmer Module.



The Insteon app requires Insteon Hub.
Learn more at: insteon.com/hub

4

When prompted, press and hold the set button until Dimmer Module beeps.



Go further and create schedules to turn your lights on and off at specific times.

insteon.com/schedules



Go further and control multiple devices simultaneously with scenes.

insteon.com/scenes

For more documentation, visit:
insteon.com/get-started-2457d2