

Laptop


Users' Manual




START-UP GUIDE

Important safety instructions


This device must be used in an environment where the ambient temperature is between 5°C (41°F) and 35° (95°).
Do not expose the device to rain or humidity and keep it away from liquids. If water or other liquid is spilled on the unit, switch off the unit immediately and wait until it is completely dry before turning it back on.
Do not expose the device to solar radiation.
Do not use strong solvents, liquid detergents or other chemicals on or near the surface of the device to prevent corrosion or deterioration of the surface.
Do not expose the device to dusty environments.
Do not use the device during a gas leak.
Do not expose the device to strong magnetic or electrical fields.
You can pass the device through airport X-ray detectors. However, it is recommended that you do not pass your device through the magnetic detection portals or expose it to portable detectors.
Do not place any objects on the device.
Do not place the device on an uneven or unstable surface.
Ensure that the device is protected from falls or other shocks that may damage it.
Do not leave the device on or in charge on your knees or any other part of your body to avoid the risk of heat-related injuries.
Turn off the unit before transporting or covering it with materials that do not allow for optimum air circulation.
Do not use damaged power cords, accessories or other peripherals with your device.
We recommend the exclusive use of the accessories (power supply, cables...) supplied with the device.
Use only original batteries. Replacing the battery with an incorrect battery can lead to an explosion risk.
Do not disassemble, modify or repair the device yourself, otherwise the guarantee will be voided.
Please save your important content regularly to avoid data loss.
Our company disclaims all responsibility for any loss or suppression of elements contained in the device due to improper use of the hardware or software, lack of maintenance or any other accidental event.





CAUTION
WARNING SHOCK HAZARD. DO NOT OPEN.
AVIS RISQUE DE CHOC ELECTRIQUE.
NE PAS OUVRIR



CAUTION: TO REDUCE THE RISK OF FIRE AND ELECTRIC SHOCK, DO NOT REMOVE THE COVER (OR BACK) OF THE UNIT. REFER SERVICING ONLY TO QUALIFIED SERVICE PERSONNEL.

- 

The lightning flash symbol with an arrow in an equilateral triangle is intended to alert the user to the presence of an uninsulated (dangerous voltage) inside the product, which is of sufficient magnitude to constitute a risk of electric shock.
- 

In the documentation supplied with the device, the exclamation point in an equilateral triangle is intended to alert the user to the presence of important operating and maintenance instructions.
- 

At full volume, prolonged listening on the portable audio device can damage the user's hearing.

Legal Disclaimer and Copyright Notice

This product has been manufactured and sold under the responsibility of Group SFIT

Any other product, service, company, trade or product name and logo referenced herein are neither endorsed nor sponsored by Technicolor (S.A.) or its affiliates. Intel, Intel Atom and the Intel Inside logo are trademarks of Intel Corporation in the U.S. and/or other countries.

All other trademarks and logos are property of their respective owners unless indicated otherwise.

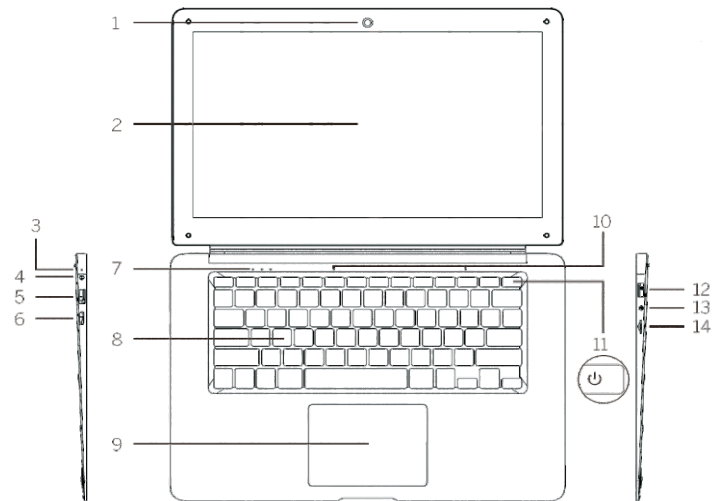


Package contents

1 x ultrabook
1xcharger
1x document set



Overview of the device



1. Front Camera -Webcam

Use this camera for your video calls or to take pictures.

2. Screen

3. Charging indicator

This indicator lights up while the tablet is charging.

4. Power outlet

Power outlet for power supply when connected to an adapter.

5. Port USB3.0 type A

This port is compatible with USB devices such as a keyboard, mouse, flash memory reader (USB keys, memory card readers...), external hard disk, printer.

6. MiniHDMI port (High - Definition Multimedia Interface)

This port allows you to connect your tablet to an HDMI-compatible device such as a TV, monitor or projector. Indicateur d'alimentation

7. Power supply indicaton

8. Keyboard

9. Touch pad

The touch pad lets you enjoy the features of a mouse. It offers an intuitive interface thanks to the multi-gesture features.

10. Microphone

The microphone lets you use your device's voice commands, make audio/video calls or make audio recordings.

11. Power button

A long press of this button allows you to turn your device on or off.

12. Port USB 2.0 type A

13. Head and microphone jack

Use this port to connect external speakers or headphones to your device. You can also connect headphones with an external microphone.

14. Micro-SD card reader

The micro-SD card reader allows you to read or write on micro-SDHC/micro-SDXC memory cards.

Starting up

Charge the battery of your device

Plug the power adapter into a grounded electrical outlet.

Note: Charge your device before using it for the first time.



WARNING !

Please read the following instructions for the battery of your device carefully:
Only a technician is authorized to remove and handle the battery

Your battery may present a fire or burn hazard if removed or disassembled

Please observe the information on the device's warning labels to prevent injury

There is a risk of explosion if the battery is replaced by an incorrect model

Do not throw the battery into the fire

Do not attempt to short-circuit the battery

Do not attempt to disassemble the battery or reassemble the battery

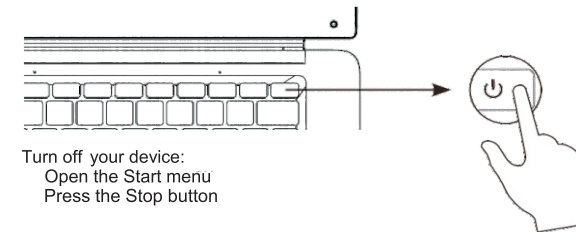
Stop using the battery if it leaks

The battery and its components must be recycled or disposed of properly

Keep the battery and its components out of the reach of children

Switching on / off your device

Turn on your device by pressing the power button for a long time

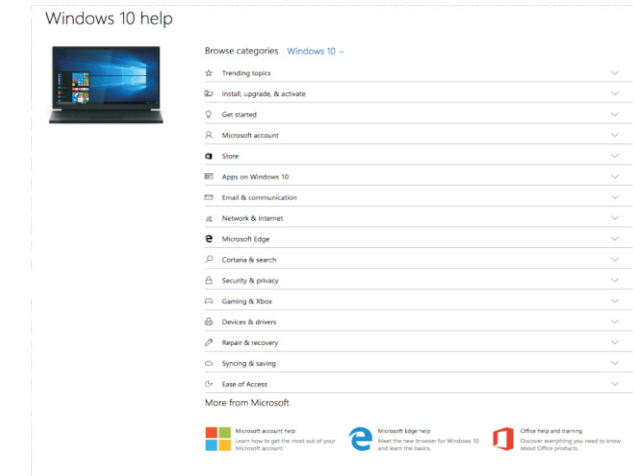


Turn off your device:
Open the Start menu
Press the Stop button



Please find the Windows 10 manual on the Microsoft website:

<https://support.microsoft.com/en-us/products/windows?os=windows-10>



FCC Caution:

This device complies with part 15 of the FCC Rules. Operation is subject to the following two conditions: (1) This device may not cause harmful interference, and (2) this device must accept any interference received, including interference that may cause undesired operation.

Any Changes or modifications not expressly approved by the party responsible for compliance could void the user's authority to operate the equipment.

Note: This equipment has been tested and found to comply with the limits for a Class B digital device, pursuant to part 15 of the FCC Rules. These limits are designed to provide reasonable protection against harmful interference in a residential installation. This equipment generates uses and can radiate radio frequency energy and, if not installed and used in accordance with the instructions, may cause harmful interference to radio communications. However, there is no guarantee that interference will not occur in a particular installation. If this equipment does cause harmful interference to radio or television reception, which can be determined by turning the equipment off and on, the user is encouraged to try to correct the interference by one or more of the following measures:

- Reorient or relocate the receiving antenna.
- Increase the separation between the equipment and receiver.
- Connect the equipment into an outlet on a circuit different from that to which the receiver is connected.
- Consult the dealer or an experienced radio/TV technician for help.

The device has been evaluated to meet general RF exposure requirement. The device can be used in portable exposure condition without restriction.