



ALF-CMW 101 User Manual

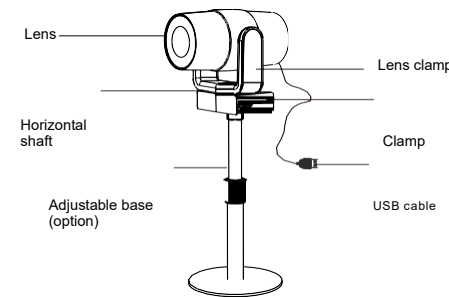
Please refer this document before using

Product overview

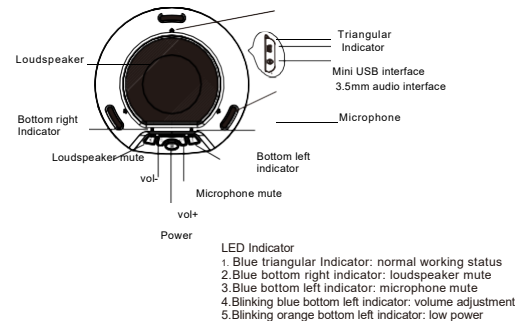
The CMW101 is a Full HD 1080P camera with a 120° wide angle lens. It comes with a 2.4 GHz wireless speaker microphone and is suitable for small and medium size conference scenes, personal business or home.

Component

Part 1: HD network camera



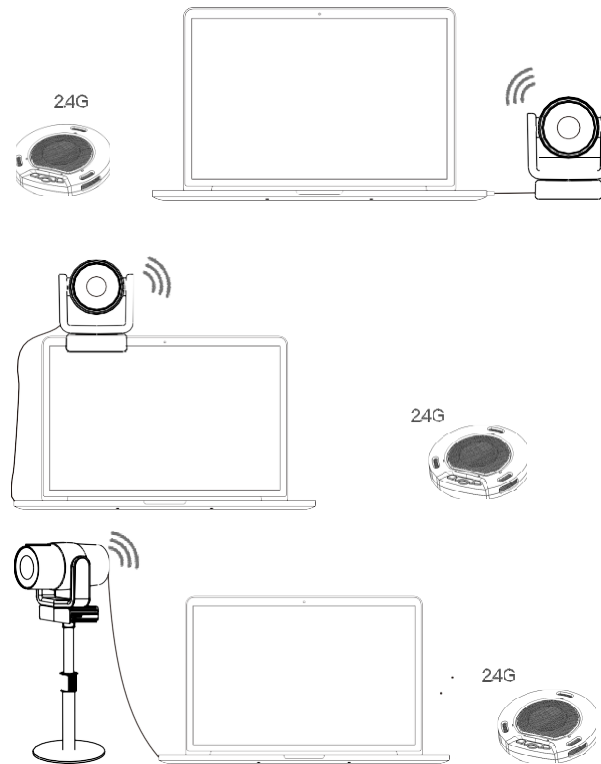
Part 2: 2.4GHz wireless speaker phone



01

Application

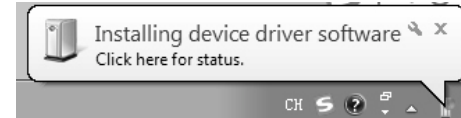
CMW101 can be used once you have connected the camera to your PC via USB and switched on the speaker microphone. To switch off you can long press the off button on the speaker.



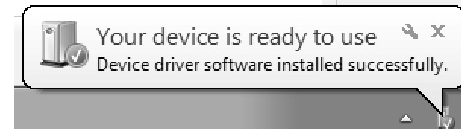
02

Operation

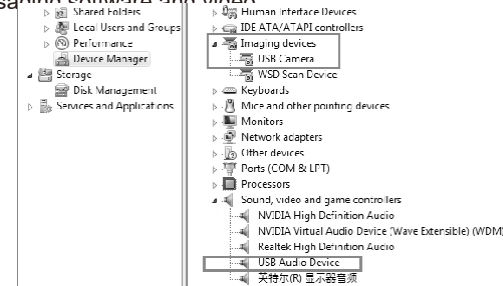
When connecting the USB to your computer, the following will appear in the lower right corner of the computer when you plug it in for the first time.



After the device driver has installed successfully, computer terminal will have the following prompt



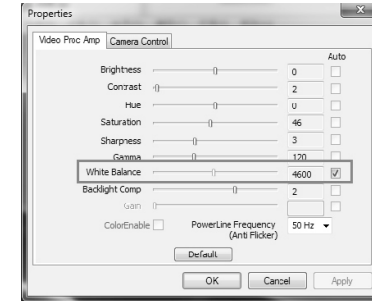
If you need to reconfirm whether the device has installed successfully, you can open the computer terminal Attribute - click" device manager "- click" image device "to see the following device item and then you can use instant messaging software and video



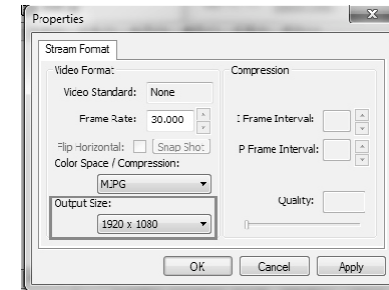
03

If the color and resolution of video are found to be abnormal, you can adjustment the setting using software called "Amcap" to check. Check the output size of the white balance and video for the corresponding values.

Check the white balance option with a default value of 4600



Video output size, select 1920*1080



Or change the camera effect to "restore the default effect" in instant messaging software. If it still doesn't resolve the problem, please contact our after-sales service for technical support.

04