



## Alexa Quick Start Guide

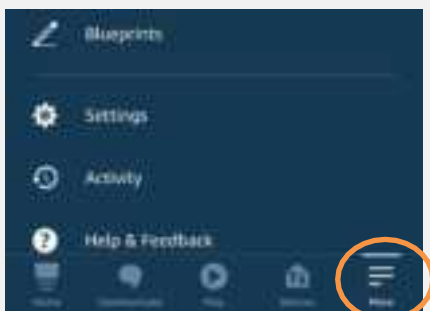
### GETTING STARTED:

Before connecting Alexa to your The Shade Store Wireless Link, please ensure The Shade Store Wireless Link and Shades are working. Then, go to The Shade Store V2 App and follow the steps suggested to proceed with pairing your Motorized shades through The Shade Store V2 App. To control your Shades with your voice assistant, you will need the following:

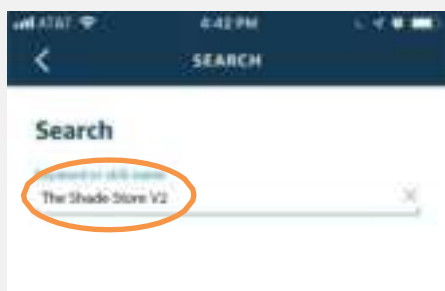
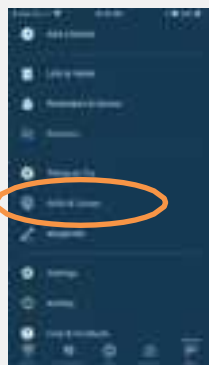
1. The Shade Store Wireless Link set up and working.
2. The Shade Store V2 App and account.
3. Working Shades with your The Shade Store V2 App.
4. Alexa App and account.

1. Open the Alexa App on your phone and select the **main menu** on the bottom right corner of the screen.

**Note:** Alexa App version: 2.2358771.0



2. Search “The Shade Store V2” in the Skill search bar at the top of the screen.




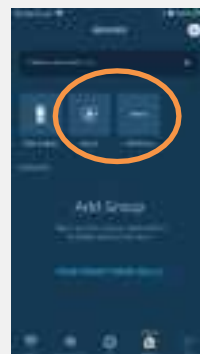
**SUPPORT RESOURCES:** For further assistance, contact your retailer, or visit our website at:  
<https://www.theshadestore.com/customer-service/app>

3. “The Shade Store V2” skill will appear in the results menu. Select it.



Enter the email and password associated with your The Shade Store V2 App you would like to link.

4. You will now be prompted to discover your shades. Click “Discover Devices”.



Click in “Devices” and “Scenes” and all the preconfigured scenes configured in your The Shade Store V2 App will now appear here.

5. Test the communication. Simply say:

“Alexa, Open Bottom-Up Roller Shade.”

“Alexa, Close Roman Shade.”

“Alexa, turn on Good Morning.”

“Alexa close the Master Bedroom a little bit.”

“Alexa, set Bedroom Shade to 22%.”



### TIPS:

Alexa responds to names created in The Shade Store V2 App. Consider using “one” when numbering shades instead of “1”. Avoid using all special characters like % and numbers.

If you have changed the name of your shade or scene in your The Shade Store V2 App, please ensure you force close The Shade Store V2 App then reopen The Shade Store V2 App. Only then can you rediscover the devices and scenes in your Alexa App.