

ULALOV

Model: ZT-BK10

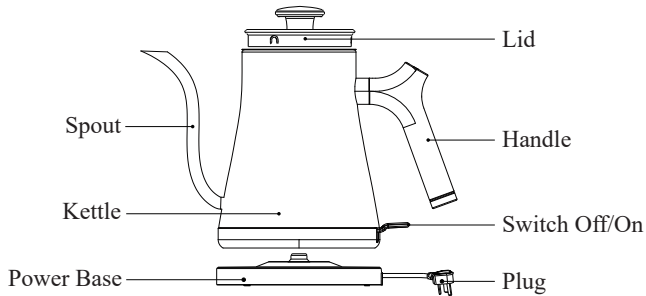


Please read this user manual carefully and keep it for future reference.
Should you encounter any problem, please contact us by the following
e-mail: customer@ulalovstore.com

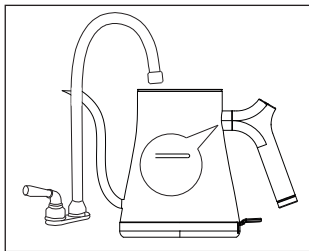
Product Parameters

Product Name	Electric Kettle
Model	ZT-BK10
Capacity	0.9L
Power	1200W
Voltage	120V
Net Weight	1.82lb

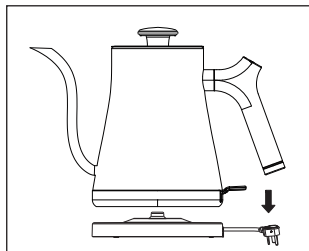
Part Names



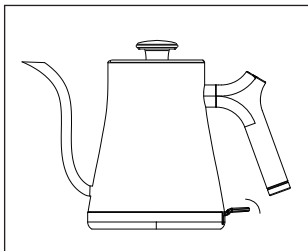
Quick Start



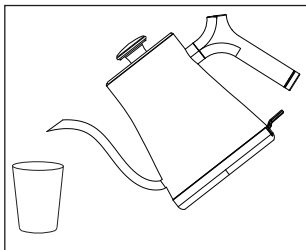
Step 1: Add clear water to the pot.



Step 2. Put the lid on the pot and place the pot on the power base. Pay attention to good contact, please do not exceed the maximum water level.

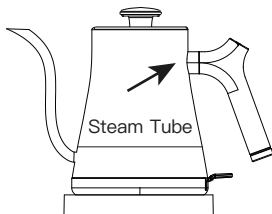


Step 3. Plug to the power and press the power button. The indicator lights up and the kettle start to heat.

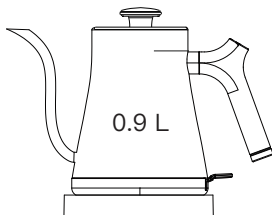


Step 4. After water boils, the kettle stops heating and turn off automatically. Pour water and drink after a while.

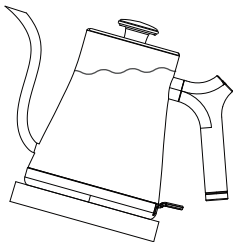
Why The Kettle “Leaks” Water?



1.Steam Tube: After the water reaches the boiling point, a lot of steam produced in the kettle gets into the stainless steel tube and heats the temperature controller to switch off the kettle automatically.



2.If the water exceeded the max line, it is possible for the boiling water to jump into the steam tube, which explains why it “leaks” from the bottom. It is not recommended to add the water exceeding the max line.



3. Avoid holding the kettle leaning towards the handle as the water may flow into the steam tube and cause the “leakage”. The kettle body is made of one solid piece and it shall not leak while holding water. Please use the kettle according the instructions above.



Caution



Do not immerse the kettle into water.



Please do not dispose of this product as general garbage. Users should dispose of this product separately from other household garbage after the end of its useful life. Separate collection and treatment will help conserve natural resources and reduce environmental pollution. Please follow the disposal method of electrical products in your area.

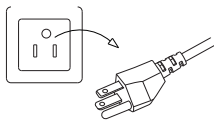
● Waterless Auto Shut-Off Protection

1. When the kettle is heated in a water-free state, the product's double dry-burning protection function will automatically stop heating to prevent damage to the water cover.
2. When the above situation occurs, please pull out the power plug from the socket, and the electric kettle can only be used normally after it is naturally cold (about 10 minutes). Please do not use cold water directly to cool it, so as not to reduce the service life.


Cleaning:

Note: Please make sure the power plug is unplugged before cleaning!

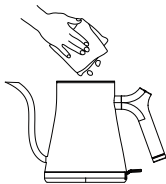
1. Please make sure that the power plug is unplugged before cleaning, and do it after the kettle cools down.
2. Clean regularly the sediment to extend service life of the kettle.
3. Repeat the scale removal operation if scale is serious .
4. If not used for a long time, please unplug the power plug from the socket and protect it from moisture, dust and insects.
5. Do not clean with steel ball and any chemical or abrasive powder cleaner.



- 1** Unplug the power.




- 2** Pour in 0.5L vinegar and soak for over 1 hour.



- 3** Pour out the vinegar and wipe off any remaining sediment with a damp cloth.



- 4** Boil water and then pour out the hot water and rinse with water 4-5 times.



- 5** Clean the outside of the pot with a dry cloth.



- 6** Put it in a dry and ventilated place, and protect it from dust, moisture and insects.

Prohibited Content

1. Do not intrude the electric kettle, power cord, power plug or power base into water or other liquid to avoid danger.
2. When operating, please use the safety handle. Do not touch the hot pot body or the hot steam spilling from the spout and the kettle. When boiling water, cover the kettle. Do not open the lid during boiling to avoid scalding.
3. During maintenance, other epitaxial power lines shall not be used and spare parts other than those designated by the company shall not be used.
4. In case of any damage to the electric kettle, please send the product to the special service center for overhaul before use. The user must not repair by yourself.
Note: Please do not disassemble the kettle tail cover or the power base.
5. Do not hang the power cord on the table or touch objects with high temperature. If the electric kettle is not in use for a long time, please store the power cord in the cable slot of the power base.
6. Do not insert pins, wire or other objects into any gap or opening of the electric kettle or the base to avoid electric shock damage.

May Result in Death or Injury

1. Do not use this product unattended.
2. Please sure to turn off the power switch before removing the base of the kettle
3. The table which place the kettle should be cleaned regularly to remove oil stains.
4. The best distance between the product and other kitchen appliances should be more than 30cm.

● WARRANTY

ULALOV provides a two-year product warranty from the date of purchase for all our products.

We will take care of all quality-related issues with a REPLACEMENT or FULL REFUND including any return shipping costs. If your product is defective and under warranty, please contact us at Email: customer@ulalovstore.com

Please carefully follow our warranty process to minimize any delays:

1. Note the product model name. It can be found on a sticker located underneath or on the back of the product.
2. Provide order number for a purchase made through Amazon.

Typical turn around time to address Warranty claims is 10 business days, depending on your geographical location and type of damage or Warranty claim.

This warranty does not apply to the following:

- Damage due to abuse, accident, alteration, misuse, tampering, or vandalism.
- Improper or inadequate maintenance.
- Damage in return transit.
- Unsupervised use by children under 18 years of age.

ULALOV and its subsidiaries assume no liability for damage caused by the use of the product other than for its intended use or as instructed in the user manual. Some states do not allow this exclusion or limitation of incidental or consequential losses so the foregoing disclaimer may not apply to you. This warranty gives you specific legal rights and you may also have other rights which may vary from state to state.

**ALL EXPRESSED AND IMPLIED WARRANTIES,
INCLUDING THE WARRANTY OF MERCHANTABILITY,
ARE LIMITED TO THE PERIOD OF THE LIMITED
WARRANTY.CUSTOMER SUPPORT**

Any issues or questions regarding your new product, please feel free to contact our Customer Support Team.

Customer Support

Email : customer@ulalovstore.com

* Please have your order invoice or order number ready before contacting Customer Support

GET SUPPORT

1.Ulalov offers 2-year manufacturer warranty for Ulalov electric kettle(Model: ZT-BK10) and long term customer services. Should you encounter any problem, please contact us by the following e-mail. Most technical questions can be answered through our knowledge base.

2.Please contact us for replacement if you received defective kettle or kettle with missing part(s). Ulalov support usually responds in 24 hours.

CUSTOMER SUPPORT

✉ Email: customer@ulalovstore.com

🌐 www.ulalovstore.com



MADE IN CHINA