

## INSTALLATION INSTRUCTION

### SOLAR LED STAND LIGHT (VT-983)

#### TECHNICAL DATA:

SKU	2890
LUMENS	110LM
NO. OF LEDs	24 Pcs
BEAM ANGLE	170°
DIMENSION	15x15x24cm
BATTERY CAPACITY	AC: 3.7V, 2200mAh, 18650 Li

#### SOLAR PANEL DATA:


SOLAR PANEL WATTS	2W, DC: 5.5V
CHARGING TIME	5-6 Hours
WORKING TIME	3-12 Hours



#### INTRODUCTION & WARRANTY

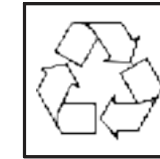
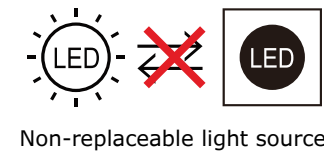

Thank you for selecting and buying V-TAC product. V-TAC will serve you the best. Please read these instructions carefully before starting the installation and keep this manual handy for future reference. If you have any another query, please contact our dealer or local vendor from whom you have purchased the product. They are trained and ready to serve you at the best. The warranty is valid for 3 years from the date of purchase. The warranty does not apply to damage caused by incorrect installation or abnormal wear and tear. The company gives no warranty against damage to any surface due to incorrect removal and installation of the product. This product is warranted for manufacturing defects only.!

#### ! WARNING

1. Installation must be performed by a qualified person.
2. The light source of this luminaire is not replaceable, when the light source reaches its end of life the whole luminaire should be replaced.
3. Replace any cracked protective shield. 
4. Don't immerse in the water
5. Luminaire cannot be installed in low-lying areas, so as not to soak.



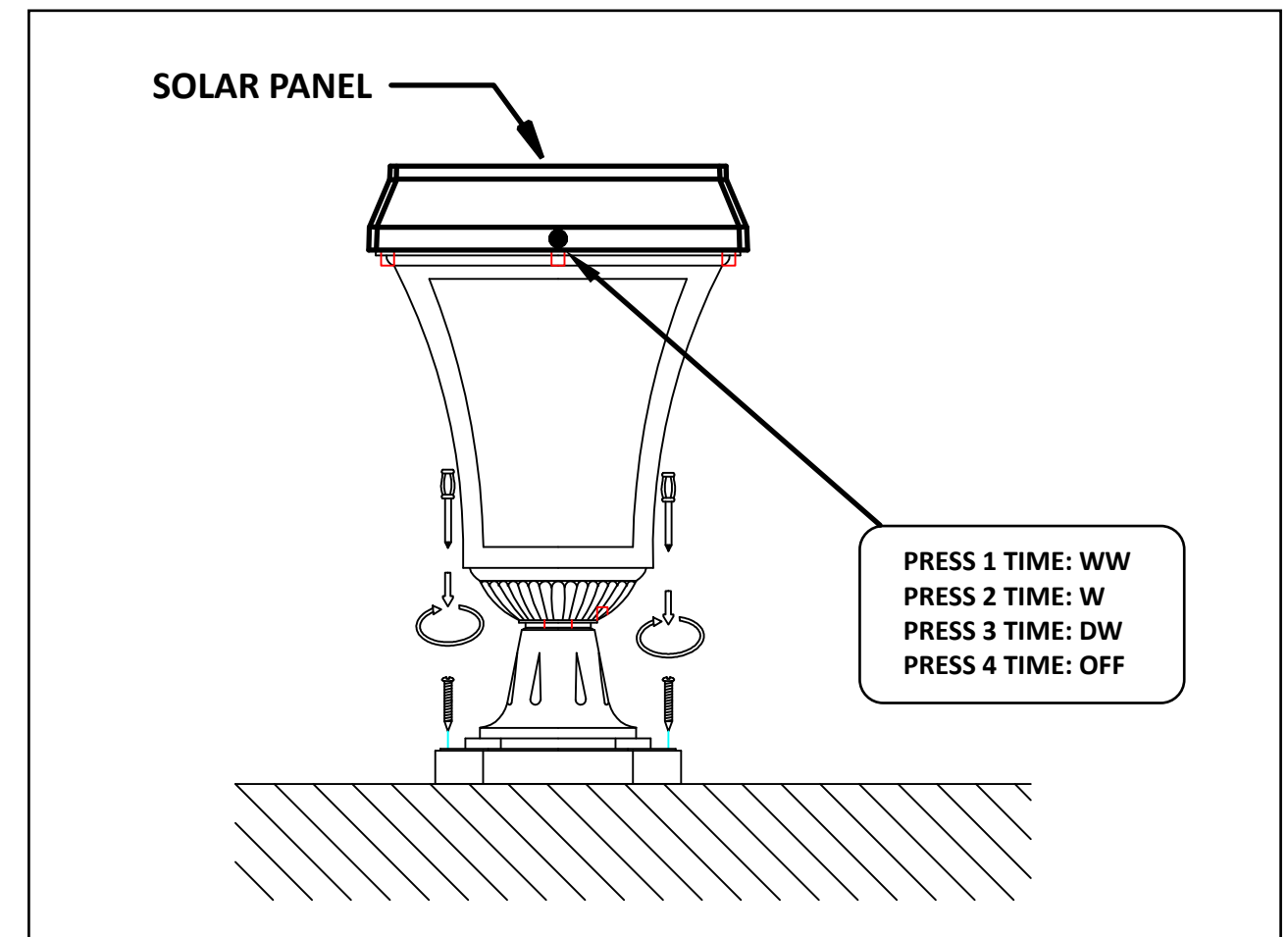
This marking indicates that this product should not be disposed of with other household wastes.



#### MULTI-LANGUAGE MANUAL QR CODE

Please scan the QR code to access the manual in multiple languages.

#### INSTALLATION DIAGRAM:



#### INSTALLATION INSTRUCTION

1. Drill a hole in the ground.
2. Dig the plastic into the hole.
3. Fix the bracket onto the ground and tighten the screws.

#### SWITCH FUNCTION:

Press 1st time: to change the light into Warm White or Manually switch on the light  
Press 2nd time: to change that color into White  
Press 3rd time: to change the color into Day White  
Press 4th time: to switch off the light

#### OPERATING MODES:

- At the dusk, automatically turn on the light to 100% brightness. (up to 12 hours)
- At the dawn, light will automacally turns off