



User Manual

Model: H70D1

Govee Icicle Lights

Safety Instructions

READ AND FOLLOW ALL SAFETY INSTRUCTIONS

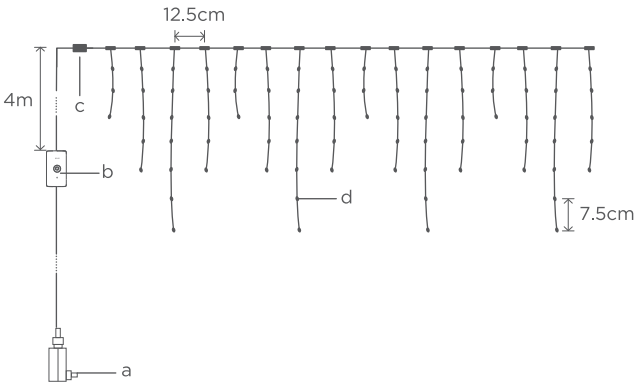
- This string light is rated as IP65. It can be used outdoors but cannot be immersed in water.
- The control box is rated as IP65. It can be used outdoors but cannot be immersed in water.
- Tighten all the waterproof wire connection caps before using this product.
- Do not allow children to assemble and install this product.
- Avoid installing this product near major heat sources or other dangerous sources.
- Avoid using other non-standard adapters for this product.
- External dimmers cannot be used with this product.
- Use this product with the provided power adapter only.
- This device uses a non-replaceable light source. When the light source reaches the end of its life cycle, this device should be replaced.
- CAUTION - The product is not a toy. Children and dependents should use it under adult supervision.
- To reduce the risk of strangulation, the flexible cabling making up this icicle light should be effectively fixed to a surface when the cabling is within reach.
- Do not interconnect parts of this lighting chain with parts of another manufacturer's lighting chain.
- Do not connect the chain to the supply while it is in the packaging.

SAVE THESE INSTRUCTIONS

What You Get

Item	Quantity
Icicle Light	1
Power Adapter	1
User Manual	1
Clips	45
Zip Ties	45

At a Glance



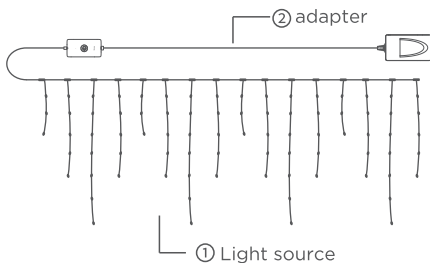
- a. Power Adapter
- b. Control Box
- c. Waterproof Connector
- d. Icicle Light Strings



Control Box

- Press to turn the lights on or off.
- Press and hold for 5 seconds to reset.

Disassembly Tip



① Light source

② adapter

The product is divided into two parts: (1) a light source and (2) an adapter. By detaching the output terminal of the adapter, you can easily remove the light source or the adapter.

Pairing Your Light with Govee Home App

What You Need

- A Wi-Fi router supporting 2.4GHz and 802.11 b/g/n bands. 5GHz is not supported.
- A smart phone or tablet running iOS8.0 and above or Android4.3 and above.

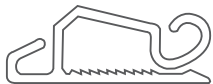


- ❶ Download Govee Home App from the App Store (iOS devices) or Google Play (Android devices).
- ❷ Turn on your smartphone's Bluetooth.
- ❸ Open the app, tap the "+" icon in the top right corner and search for "H70D1".
- ❹ Tap the device icon and follow the on-screen instructions to complete pairing.

Voice Control

- ❶ Open the app, then tap the "Device" icon to enter the details page.
- ❷ Tap the "Settings" icon in the top right corner.
- ❸ Select "UserGuide" and follow the on-screen instructions to control the device with your voice.

Installing Your Device



Clips



Zip Ties

Before installation, power on the icicle light and make sure every lamp bead works properly. Find and unwind the thicker main cable, and then unfasten all the icicle light strings.

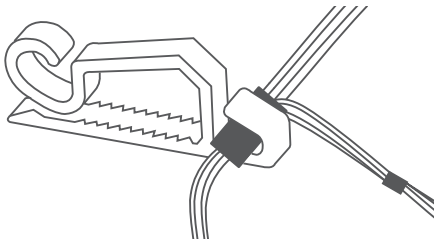
I. Install with clips

The recommended distance between clips is 14 inches (35 cm).

Install the clips horizontally under an eave or soffit.

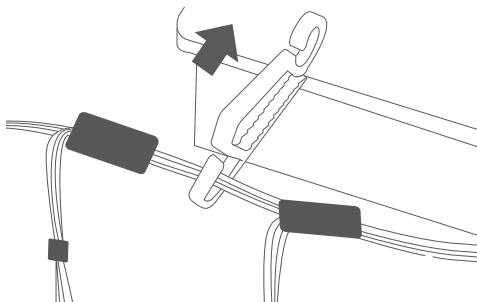
Step 1

It is recommended to place the clips along the main cable at every third white-colored icicle light string connector.



Step 2

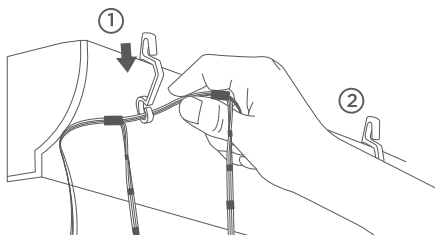
Slide the clips under roof shingles.



Install the clips vertically onto a gutter.

Step 1

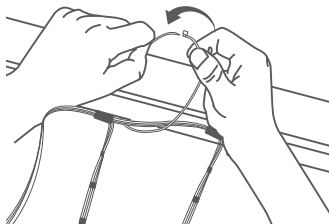
Hang the icicle light's main cable from the hook on each clip.



II. Install with zip ties

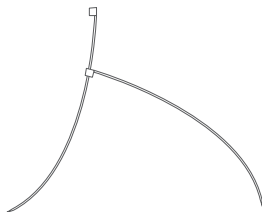
Step 1

Use the zip ties to attach and hang the icicle lights from a handrail or fence.



Tips

Two zip ties can be connected together to make a longer one.



Specifications

Power Input (Adapter)	100-240VAC 50/60Hz
Power Input (Icicle Light)	24VDC 1A
Length	32.8ft
Waterproof Rating	String Light: IP65 Control Box: IP65
Light Displaying Technology	RGBIC

Troubleshooting

- ❶ The light does not work or some part isn't lighting up.
 - a. Check whether the adapter is working properly.
 - b. Make sure you have connected the wire connectors between the lights.
 - c. Long press the control box for more than 5 seconds to reset the whole light.
- ❷ Cannot connect to Wi-Fi.
 - a. Do not skip the Wi-Fi connection steps in the app.
 - b. Make sure your home Wi-Fi is 2.4Ghz and your smartphone's Bluetooth is on.
 - c. Long press the control box for more than 5 seconds to reset the whole light. Unpair the light first and then pair it again.
 - d. Connect your smartphone to Wi-Fi and check whether the network is working.
 - e. Make sure you have entered the correct Wi-Fi name and password.
 - f. If the light is too far from the Wi-Fi router, bring the control box close, and then reconnect it to the network.
 - g. Check if there are too many devices connected to the network. If so, change to another network.
- ❸ For other issues
 - a. For any other issues, please contact the Govee Support Team.

Customer Service

 Warranty: 12-Month Limited Warranty

 Support: Lifetime Technical Support

 Email: support@govee.com

 Official Website: www.govee.com

 @Govee  @govee_official  @govee.official

 @Goveeofficial  @Govee.smarthome

FCC and ISED Canada Statement

This device complies with Part 15 of the FCC Rules and Industry Canada licence-exempt RSS standard(s). Operation is subject to the following two conditions:

(1) This device may not cause harmful interference, and (2) this device must accept any interference received, including interference that may cause undesired operation.

Warning: Changes or modifications not expressly approved by the party responsible for compliance could void the user's authority to operate the equipment.

Le présent appareil est conforme aux CNR d'Industrie Canada applicables aux appareils radio exempts de licence. L'exploitation est autorisée aux deux conditions suivantes :

(1) l'appareil ne doit pas produire de brouillage, et .

(2) l'utilisateur de l'appareil doit accepter tout brouillage radioélectrique subi, même si le brouillage est susceptible d'en compromettre le fonctionnement.

NOTE: This equipment has been tested and found to comply with the limits for a Class B digital device, pursuant to Part 15 of the FCC Rules.

These limits are designed to provide reasonable protection against harmful interference in a residential installation. This equipment generates uses and can radiate radio frequency energy and, if not installed and used in accordance with the instructions, may cause harmful interference to radio communications. However, there is no guarantee that interference will not occur in a particular installation. If this equipment does cause harmful interference to radio or television reception, which can be determined by turning the equipment off and on, the user is encouraged to try to correct the interference by one or more of the following measures:

- Reorient or relocate the receiving antenna.
- Increase the separation between the equipment and receiver.
- Connect the equipment into an outlet on a circuit different from that to which the receiver is connected.
- Consult the dealer or an experienced radio/TV technician for help.

This Class B digital apparatus complies with Canadian ICES-005.

Cet appareil numérique de la classe B est conforme à la norme NMB-005 du Canada.

FCC and IC Radiation Exposure Statement

This equipment complies with FCC and IC radiation exposure limits set forth for an uncontrolled environment. This equipment should be installed and operated with minimum distance 20cm between the radiator & your body.

Lors de l'utilisation du produit, maintenez une distance de 20 cm du corps afin de vous conformer aux exigences en matière d'exposition RF.

Responsible party (this contact information is only for FCC matters) :

Name: GOVEE MOMENTS(US) TRADING LIMITED

Address: 2501 Chatham Rd Suite R Springfield IL 62704

Email: certification@govee.com

Contact information: <https://www.govee.com/support>

The Bluetooth® word mark and logos are registered trademarks owned by Bluetooth SIG, Inc. and any use of such marks by Shenzhen Qianyan Technology LTD is under license.

The trademark Govee have been authorised to Shenzhen Qianyan Technology LTD.

Copyright ©2021 Shenzhen Qianyan Technology LTD.

All Rights Reserved.



Govee Home App

For FAQs and more information,
please visit: www.govee.com



User Manual

Model: H70C5

Govee Christmas String Lights 2

Safety Instructions

READ AND FOLLOW ALL SAFETY INSTRUCTIONS

- The power adapter can be used outdoors but cannot be rinsed or immersed in water. It is recommended to place the power adapter within a watertight box.
- This product is rated as IP65 Waterproof. It can be used outdoors but cannot be immersed in water.
- Do not leave the children alone with the product. It might wrap around a child's neck and cause suffocation.
- Do not allow children to assemble and install this product without adult supervision.
- Avoid installing this product near major heat sources.
- External dimmers cannot be used with this product.
- Use this product with the provided power adapter only.
- The operating temperature should be within -20°C to 40°C (-4°F to 104°F).
- Do not use seasonal products outdoors unless marked suitable for indoor and outdoor use. When products are used in outdoor applications, connect the product to a Ground Fault Circuit Interrupting (GFCI) outlet. If one is not provided, contact a qualified electrician for proper installation.
- This seasonal use product is not intended for permanent installation or use.
- Do not mount or place near gas or electric heaters, fireplaces, candles or other similar sources of heat.
- Do not secure the wiring of the product with staples or nails, or place on sharp hooks or nails. Install only using the mounting means provided.
- Do not let lamps rest on the supply cord or on any wire.
- Unplug the product when leaving the house, or when retiring for the night, or if left unattended.
- This is an electric product –not a toy! It should not be played with or placed where small children can reach it.
- Do not use this product for other than its intended use.
- Do not hang ornaments or other objects from cord, wire, or light string.
- Do not cover the product with cloth, paper or any material not part of the product when in use.
- Do not close doors or windows on the product or extension cords as this may damage the wire insulation.

- Read and follow all instructions that are on the product or provided with the product.

SAVE THESE INSTRUCTIONS

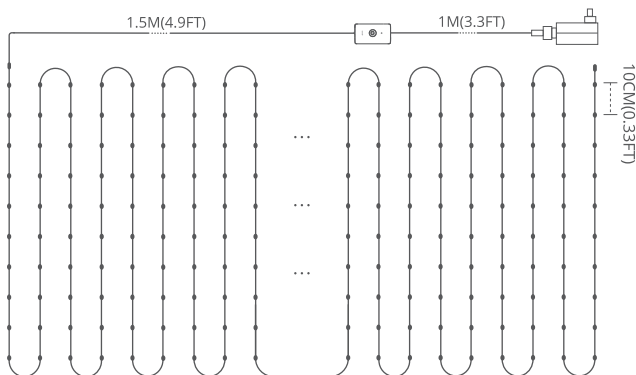
Introduction

Thanks for choosing Govee Christmas String Lights 2. Govee Uni-IC Control technology enables individual lamp bead control to provide a multitude of lighting effects. The RGB lights enhance the ambiance for holidays such as Christmas, as well as other events, while the warm white light is for leisure time. In addition, this string light is IP65 waterproof and has a -20°C cold resistance, making it ideal for indoor and outdoor use.

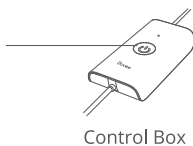
What You Get

Item	Quantity
String Light	1
Power Adapter	1
User Manual	1
Service Card	1

At a Glance

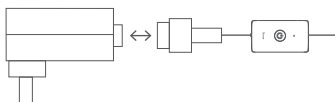


- Press to turn on or off.
- Press and hold for 5 seconds to reset.



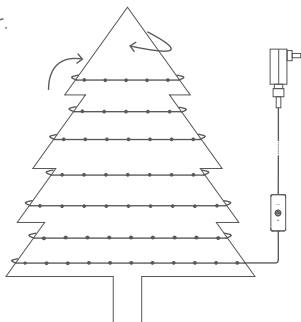
Installing Your Device

1. Connect the control box to the power adapter.



2. Take the string lights, fix it at the bottom then wrap around the branches from the bottom to the top.

3. Plug into power.



Pairing Your Light with Govee Home App

What You Need

- A Wi-Fi router supporting the 2.4GHz and 802.11 b/g/n bands. 5GHz is not supported.
- A smartphone or tablet running iOS or Android.



- ❶ Download Govee Home app from the App Store (iOS devices) or Google Play (Android devices).
- ❷ Turn on your smartphone's Bluetooth.
- ❸ Open the app, tap the "+" icon in the top right corner and search for "H70C5".
- ❹ Tap the device icon and follow the on-screen instructions to complete pairing.

Specifications

Power Input (Adapter)	100-240VAC 50/60Hz
Power Input (String Light)	24VDC 1.5A
Power Cord Length	8.2ft/2.5m (Including Control Box)
String Light Length	99ft/30m
Light Color	RGBW
Waterproof	Control Box (IP65) String Light (IP65)

Troubleshooting

❶ Fails to connect to Wi-Fi.

- Make sure the distance between the device and the router is less than 100ft.
- Keep as few obstructions (e.g. wall, windows) as possible between the device and the router.
- Make sure the Wi-Fi name and the password you entered is correct.
- Make sure the Wi-Fi you connect to is 2.4GHz. 5GHz is not supported.

❷ Lost Wi-Fi connection./Cannot use the device with app.

- Make sure your home Wi-Fi works well.
- Check whether the Wi-Fi password has been modified.
- Keep as few obstructions (e.g. wall, windows) as possible between the device and the router.
- Check whether the device has connected to Wi-Fi .

If the device is not connected to Wi-Fi, please re-connect the device to Wi-Fi as mentioned above.

- ③ Cannot pair or connect with Alexa or Google Assistant.
 - a. Ensure the stability of the Wi-Fi connection.
 - b. Go to the app Settings page and follow the instructions under “User Guide” to pair the device again.
- ④ The synchronization effect for Music Mode does not work properly.
 - a. Ensure the control box is close to the music source, which will help the mic pick up sounds better.
- ⑤ Can multiple users control one device?
 - a. Each device can only be controlled by one account.
 - b. If multiple users want to control the same device, ensure they are using the same account.

Customer Service

 Warranty: 12-Month Limited Warranty

 Support: Lifetime Technical Support

 Email: support@govee.com

 Official Website: www.govee.com

 @Govee  @govee_official  @govee.official

 @Goveeofficial  @Govee.smarthome

FCC and ISED Canada Statement

This device complies with Part 15 of the FCC Rules and Industry Canada licence-exempt RSS standard(s). Operation is subject to the following two conditions:

- (1) This device may not cause harmful interference, and
- (2) This device must accept any interference received, including interference that may cause undesired operation.

Warning: Changes or modifications not expressly approved by the party responsible for compliance could void the user's authority to operate the equipment.

Le présent appareil est conforme aux CNR d'Industrie Canada applicables aux appareils radio exempts de licence. L'exploitation est autorisée aux deux conditions suivantes :

- (1) l'appareil nedoit pas produire de brouillage, et
- (2) l'utilisateur de l'appareil doit accepter tout brouillage radioélectrique subi, même si le brouillage est susceptible d'en compromettre le fonctionnement.

NOTE: This equipment has been tested and found to comply with the limits for a Class B digital device, pursuant to Part 15 of the FCC Rules.

These limits are designed to provide reasonable protection against harmful interference in a residential installation. This equipment generates uses and can radiate radio frequency energy and, if not installed and used in accordance with the instructions, may cause harmful interference to radio communications. However, there is no guarantee that interference will not occur in a particular installation. If this equipment does cause harmful interference to radio or television reception, which can be determined by turning the equipment off and on, the user is encouraged to try to correct the interference by one or more of the following measures:

1. Reorient or relocate the receiving antenna.
2. Increase the separation between the equipment and receiver.
3. Connect the equipment into an outlet on a circuit different from that to which the receiver is connected.
4. Consult the dealer or an experienced radio/TV technician for help.

FCC and IC Radiation Exposure Statement

This equipment complies with FCC and IC radiation exposure limits set forth for an uncontrolled environment. This equipment should be installed and operated with minimum distance 20cm between the radiator & your body.

Lors de l'utilisation du produit, maintenez une distance de 20 cm du corps afin de vous conformer aux exigences en matière d'exposition RF.

This Class B digital apparatus complies with Canadian ICES-005.
Cet appareil numérique de la classe B est conforme à la norme NMB-005 du Canada.

Responsible party:

Name: GOVEE MOMENTS(US) TRADING LIMITED

Address: 2501 Chatham Rd Suite R Springfield IL 62704

Email: certification@govee.com

Contact information: <https://www.govee.com/support>

The trademark Govee has been authorised to Shenzhen Qianyan Technology LTD.

Copyright ©2021 Shenzhen Qianyan Technology LTD.

All Rights Reserved.

The Bluetooth® word mark and logos are registered trademarks owned by Bluetooth SIG, Inc. and any use of such marks by Shenzhen Qianyan Technology LTD is under license.



Govee Home App

For FAQs and more information,
please visit: www.govee.com



User Manual

Model: H70B3

Govee Curtain Lights 2

Safety Instructions

- Move all cribs, beds, furniture and toys away from the lights. Do not tie the bottom of the string lights and form loops as this could wrap around a child's neck and cause SUFFOCATION.
- This product is rated as IP65 Waterproof. It can be used outdoors but cannot be immersed in water.
- The internal light sources of the string lights cannot be replaced. If the light sources sustain damage, the product should be replaced.
- Do not allow children to assemble and install this product without adult supervision.
- Avoid installing this product near major heat sources.
- External dimmers cannot be used with this product.
- Use this product with the provided power adapter only.
- To reduce the risk of strangulation, the flexible wiring connected to this luminaire shall be effectively fixed to the wall if the wiring is within arm's reach.
- Keep all string lights out of the reach of children.

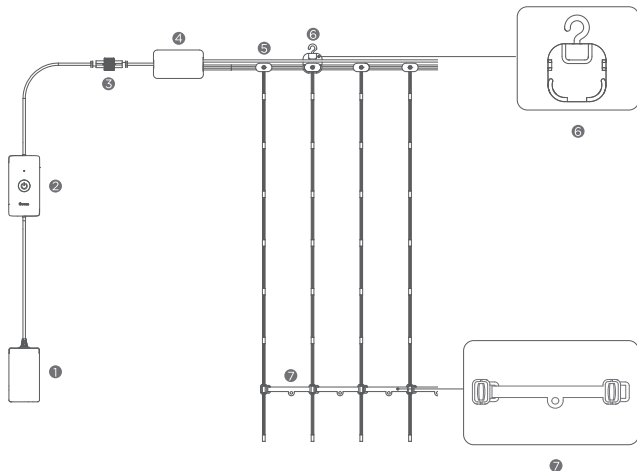
Introduction

Thanks for choosing the Govee Curtain Lights 2. These curtain lights are easy to install and can be used both indoors and outdoors. They can not only be used in/on curtains, bedrooms, bushes, dormitories, yards, balconies or any other places for lights and decoration, but also can be applied during holidays like Christmas, Valentine's Day and Halloween. With the DIY mode and Music mode, you can also design your own lighting effects and bring more fun to your parties.

What You Get

Item	Quantity
Curtain Light	1
Adapter	1
Control Box	1
User Manual	1

At a Glance



① Power Adapter

② Control Box

③ Waterproof Connector

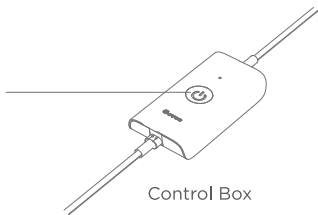
④ Repeater

⑤ Wire Adapter

⑥ Hooks

⑦ Plastic Strap

- Press to turn the light on or off.
- Long press for 5 seconds to reset.



Pairing Your Device with Govee Home App

What You Need:

- A Wi-Fi router supporting the 2.4GHz and 802.11 b/g/n bands. 5GHz is not supported.
- A smartphone or tablet running iOS or Android.



1. Download Govee Home App from the App Store (iOS devices) or Google Play (Android devices).
2. Turn on your smartphone's Bluetooth.
3. Open the app, tap the "+" icon in the top right corner and search "H70B3."
4. Tap the device icon and follow the on-screen instructions to complete pairing.

Specifications

Power Input	100-240VAC 50/60Hz
Power Output	36VDC 1A
Size	4.9ft*6.5ft(1.5m*2m) / PCS
Light Color	RGB
Waterproof	Control Box (IP65) String Light (IP65)
Working Temperature	-20-40°C/-4-104°F

Troubleshooting

1. Failed to connect to Govee Home App.

- Make sure the curtain lights are connected to power.
- Make sure your smartphone's Bluetooth is enabled.
- Keep your smartphone close to the control box and try again.

2. Missing parts/Receiving products from a secondary sale.

- Check the pictures on the web page to confirm what parts are missing and contact customer service in the app for replacements.
- If you received a product from a secondary sale or a product that cannot work properly, please contact customer service in the app for a replacement.

3. Network failure

- Make sure your home Wi-Fi is 2.4Ghz, and your smartphone's Bluetooth is on.
- Long press the control box for more than 5s to reset the whole light. Unbind and then rebind the light.

- If the light is too far away from the Wi-Fi, bring the device closer to the Wi-Fi, and then reconnect to the network.
 - Check if there are too many devices connected to the network. If so, change to another network.
 - If the above methods cannot solve your problems, please contact customer service in the app to replace the control box.
4. App operation guide is needed.
- Open Govee Home App, tap My Profile>> Govee Instructions>> App Guide>> How to Use, to find more details.
- If your problem persists, please contact Customer Support.

Customer Service

 Warranty: 12-Month Limited Warranty

 Support: Lifetime Technical Support

 Email: support@govee.com

 Official Website: www.govee.com

 @Govee  @govee_official  @govee.official

 @Goveeofficial  @Govee.smarthome

FCC and ISED Canada Statement

This device complies with Part 15 of the FCC Rules and Industry Canada licence-exempt RSS standard(s).

Operation is subject to the following two conditions:

- (1) This device may not cause harmful interference, and
- (2) This device must accept any interference received, including interference that may cause undesired operation.

Warning: Changes or modifications not expressly approved by the party responsible for compliance could void the user's authority to operate the equipment.

Le présent appareil est conforme aux CNR d'Industrie Canada applicables aux appareils radio exempts de licence. L'exploitation est autorisée aux deux conditions suivantes :

- (1) l'appareil n' doit pas produire de brouillage, et
- (2) l'utilisateur de l'appareil doit accepter tout brouillage radioélectrique subi, même si le brouillage est susceptible d'en compromettre le fonctionnement.

NOTE: This equipment has been tested and found to comply with the limits for a Class B digital device, pursuant to Part 15 of the FCC Rules.

These limits are designed to provide reasonable protection against harmful interference in a residential installation. This equipment generates uses and can radiate radio frequency energy and, if not installed and used in accordance with the instructions, may cause harmful interference to radio communications. However, there is no guarantee that interference will not occur in a particular installation. If this equipment does cause harmful interference to radio or television reception, which can be determined by turning the equipment off and on, the user is encouraged to try to correct the interference by one or more of the following measures:

1. Reorient or relocate the receiving antenna.
2. Increase the separation between the equipment and receiver.
3. Connect the equipment into an outlet on a circuit different from that to which the receiver is connected.
4. Consult the dealer or an experienced radio/TV technician for help.

FCC and IC Radiation Exposure Statement

This equipment complies with FCC and IC radiation exposure limits set forth for an uncontrolled environment. This equipment should be installed and operated with minimum distance 20cm between the radiator & your body.

Lors de l'utilisation du produit, maintenez une distance de 20 cm du corps afin de vous conformer aux exigences en matière d'exposition RF.

This Class B digital apparatus complies with Canadian ICES-005.
Cet appareil numérique de la classe B est conforme à la norme
NMB-005 du Canada.

Responsible party:

Name: GOVEE MOMENTS(US) TRADING LIMITED

Address: 2501 Chatham Rd Suite R Springfield IL 62704

Email: support@govee.com

Contact information: <https://www.govee.com/support>

The trademark Govee has been authorised to Shenzhen Qianyan
Technology LTD.

Copyright ©2021 Shenzhen Qianyan Technology LTD.

All Rights Reserved.



Govee Home App

For FAQs and more information,
please visit: www.govee.com