

Instruction Manual for the RF Collagen Booster



What is RF or Radio Frequency?

Radio Frequency or RF is a high-frequency electro-magnetic wave which inputs electromagnetic energy into the dermal layers of the skin, stimulating the dermis, heating the collagen to 45~60 °C, activating collagen shrinkage and re-generating thickness and density to the skin. Studies have found that maintaining a temperature over 115°F (46°C) for over 3 minutes causes your body to release heat-shock proteins. These proteins stimulate your body to create new collagen fibers. RF has been shown to tighten and lift loose skin, smoothing wrinkles and making skin more hydrated. In the medical field this modality is called Thermage.

Simply put...its thermal energy! Since RF energy produces an electrical current instead of a light source, tissue damage can be minimized, and epidermal melanin is not damaged either. With this knowledge, RF energies can be used for clients of all skin types – that is, it is color blind, allowing for ultimate collagen contraction and production of new collagen. In addition to stimulating new collagen, the radiofrequency treatment also causes some contraction of the skin, thus tightening it. Although you will notice the treatment's tightening effects immediately, the more significant improvement will occur gradually over a period of several weeks or months as the new collagen forms.

Whether the results are minimal or modest, a major benefit of RF is that treatment induces collagen. Even if not enough collagen is produced to tighten the skin, having healthy collagen is beneficial

Safety Caution

1. This device is for skin care only, please do not use it for other purposes.
2. Please follow the operation instructions. For sensitive skin please shorten usage during first treatment.
3. Please don't use the device while it's charging. It will beep after fully charged and the indication light will stop flashing. At this point unplug adaptor.
4. DO NOT HOLD IN ONE SPOT FOR MORE THAN 3 SECONDS. RF can burn the skin from the inside out!
5. Do not use it on your eyelids.
6. Don't immerse the unit into water or any other liquids. Wipe clean with anti-bacterial wipe.
7. If it feels uncomfortable stop using it. Starting on medium is fine for most skin types. If this is a first-time client or a client you know has sensitive skin, you may want to start on low. If the client does well with the first treatment, you may move up a level during the next treatment.

Precautions Before Use RF

1. Do not use directly over areas injected with hyaluronic acid or collagen in the last 6 months.
2. Please keep away from the areas injected with silicone.
3. Contraindications: pregnancy, pacemaker, broken skin.
4. Do not use over base makeup. Cleanse skin first.

Precautions After Use RF

1. It's possible for skin to become dry a few days after treatment. Keep skin moisturized and protected from the sun. QUL Firm and Hydrate Mask works well!
2. Please don't wash treated areas with *hot* water for 24 hours after treatment. Warm water is okay.

Features

Innovative multi-points RF treatment probes, which output RF energy to effectively rejuvenate skin. Integrating high energy infrared with the RF improves efficacy. It can be used for 3 to 4 hours continuously after fully charged. It's portable and cordless making it easy to carry and use anywhere. Inductive design, the treatment probes only work when touching the skin making it energy-saving.

The device will not work properly without a conductive product. Also, you must have your hand touching the client to close the current! Red lights will be shown when this is done properly. When using on yourself the unit automatically grounds itself. There is nothing you need to do.



Product Components

- Indicating Light
- RF output probes
- Treatment head
- Control panel
- High-grade galvanized sidebar
- Main device
- Charge station (Charging: red light flashing; Full charged: red light on solid)

Product Features

- ON/OFF button
- RF level selection button
- Infrared selection button
- Innovative multi-points RF treatment probes, which output RF energy to effectively rejuvenate skin.
- Low/Medium/High level options. Depths of 2mm to 4mm.
- Integrating high energy infrared with the RF improves efficacy.
- It can be used for 3 to 4 hours continuously after fully charged.
- It's portable and cordless making it easy to carry and use anywhere.
- Inductive design, the treatment probes only work when touching the skin making it energy-saving.
- The device will auto power off if there is not any operation after 10 minutes.

When using the unit, you'll see 4 red lights. The other six spots that look like they should light up are infrared. You cannot see infrared. They will not light up!! Infrared is 800nm.

Benefits

1. Electromagnetic energy activates collagen shrinking and rejuvenates skin.
2. Has shown to tighten and lift loose skin to contour face.
3. The thermal effect could improve the micro-circulation, accelerating the metabolism, keeping skin smooth, elastic and hydrated.
4. RF may improve the penetration of skin care products.
5. The wavelength of infrared is 880 nm, it's invisible to the eye. It penetrates deep into the skin, and generates thermal energy, which activates cells, promoting blood circulation and metabolism.

Smooths Wrinkles

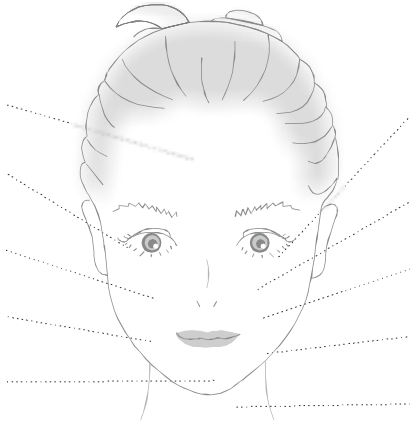
Opens/lifts Eye Area

Tones and sculpts full face

May help double chin


Drains dark circles under eyes

Deeper penetration of product



Quick User Guide

1. Cleanse face.
2. Apply conductive product
3. Turn on the device by pressing the on/off button.
4. Press button "Infrared" to start infrared function.
5. Press button "RF" to start RF function. Continue to press button for Low, medium, and high.
6. Turn device off after use.



Press the button RF button once for low level, red indicator will light up.

Press the button RF button twice for medium, green indicator will light up.

Press the button RF button third time for high, yellow indicator will light up.

Approximate temperatures: 38°C for Low 39°C for medium 40°C for high. RF 500KHZ

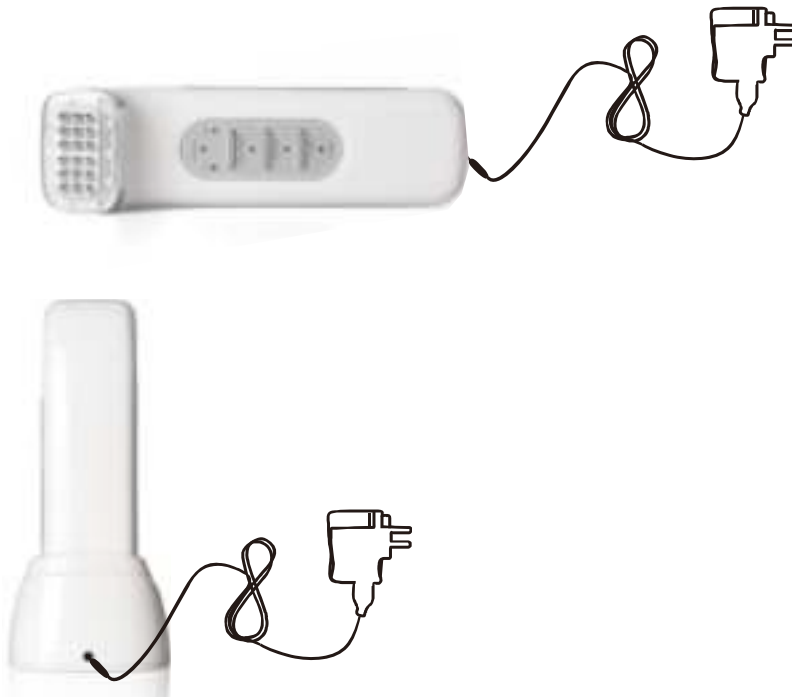
It's normal to feel a slight prickly sensation during treatment, some may even experience redness, but this will disappear quickly. If you notice a client's skin getting unusually red, please stop the treatment. You may do two passes around the face but please no more (read story at the end of this manual) You can use a cooling machine, cold globes or just cold compress if needed to calm the skin. Consult a doctor if necessary.

Basic Treatment

Apply QUL Exfoliating Cleanser. Massage into the skin. Remove with an Ultrasonic Spatula if you have one. Apply QUL Firm and Hydrate Mask or any conductive product. **Always keep the RF unit moving.** Do slow upward movements starting at the base of the neck, then under the chin and moving out and up the face. You are sculpting, so look at your clients face and sculpt it! **Your hand must be touching your client to close the current.** You will notice that you will not see the red light if the current isn't closed by touching the client. Here's a quick video showing the movements: <https://youtu.be/bPUGxuUTEC8>

You may use LED after the RF. You may offer this as a stand-alone 30-minute treatment or as a 10-to-15-minute add-on to any other treatment. I recommend once a week for 6 to 8 weeks for the best results. **I would not do a peel in the same treatment.**

Charging the unit



Charging:

1. Connect the charging adaptor to the charge station or device as above ways.
2. Plug in the charger adaptor into the home AC socket.
3. When charging, the red-light flashes. When charging completes, the beep sound can be heard, and the red light stops flashing.
4. Please unplug the adaptor. Do not leave plugged in while in use.

Product Specification

Item number	FF4380
Power supply	AC100-240V
Output DC:	5V 1A
Power consumption	5W
Dimensions	157x40x42mm
Weight	150g

Cleaning & Maintenance

Please clean the device's head and body with an anti-bacterial or alcohol wipe. Do not put the device in water. You may use cotton pads with water or alcohol to clean the treatment head.

Do not use sharp objects, or metal parts to clean the treatment head, to avoid damage.

Please put the device in a cool and dry environment.

Please do not let the device left uncharged for longer than one month. If you do not use the unit regularly, please charge it once a month.

1. Please follow the instructions in this manual. Contact us if you have any issues with the unit.

support@shelleyhancock.com

2. During the one-year warranty period, any of the following conditions will not resolve in replacement. Incorrect use causes malfunction and damage. Damage due to dropping the unit. Fire, earthquake, flood, lightning, and other weather variations.

Note: The RF radiation used during this treatment is like the type of radiation emitted from other common household devices like cell phones or WiFi. Although the long-term effects of low energy radiation are not entirely known, there hasn't been evidence at this time that suggests that RF radiation poses a health risk to people.

Note: Please check with your State Board to see if RF is legal in your State. Shelley Hancock Consulting nor any representative is responsible to find out this information for you nor are they responsible if your State Board fines you.

My RF Story: Many years ago, I was testing a handheld RF unit. It worked differently than this unit in as it used a pulse instead of movement. In the directions it stated one pulse and move to the next area. I wanted to see what would happen if I did two or three pulses in one spot. Remember that RF is heating the tissue below the surface, so you don't really feel much heat while doing the treatment.

Well, I pulsed between my eyebrows three times. Nothing. I barely felt a thing. I thought to myself, well this is no big deal. The next morning when I looked in the mirror, I had small blisters in that area!! Moral of my story is... it's working even though we're not feeling a lot of heat. Please always keep this unit in motion!!