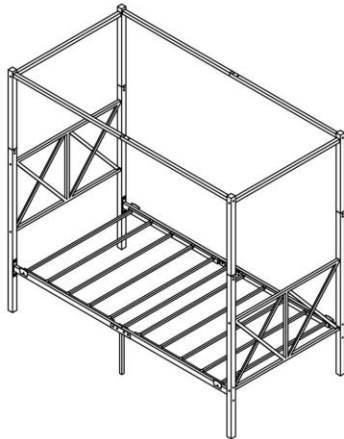


# ASSEMBLY INSTRUCTION

MODEL NUMBER : 747E



## WARRANTY:

We stand behind our products & service with confidence! If parts damaged or missing please feel free to contact us for a FREE REPLACEMENT. We warranty this product to be free from defects in materials. This warranty covers one year from the date of original purchase.

## NOTES:

- The item is only intended to be used indoors. The product must be assembled and used in accordance with the provisions of the manual.
- It is recommended that assembly is undertaken by about 2 adults. Please read assembly instructions before assembly and strictly adhere to each step outlined. Estimated assembly time is 30 minutes.













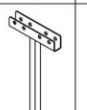










## WARNING:

- WARNING FOR YOUNG CHILDREN - This product contains small components, please ensure that they are kept away from small children while assembling.

After-sales support email: [after-saleservice@outlook.com](mailto:after-saleservice@outlook.com)

## 1

## PARTS LIST

 2PCS	 2PCS	 4PCS	 2PCS	 2PCS	 2PCS	 2PCS	 1PCS	 8PCS	 2PCS			
T	U	V	Z	b	e	f	g	t	v	w	x	y
 2PCS	 2PCS	 2PCS	 4PCS	 1/4*50 28PCS	 1/4*21 4PCS	 1/4*19 4PCS	 1/4*13 20PCS	 8PCS	 1/4 8PCS	 8PCS	 1/4 2PCS	 1PCS

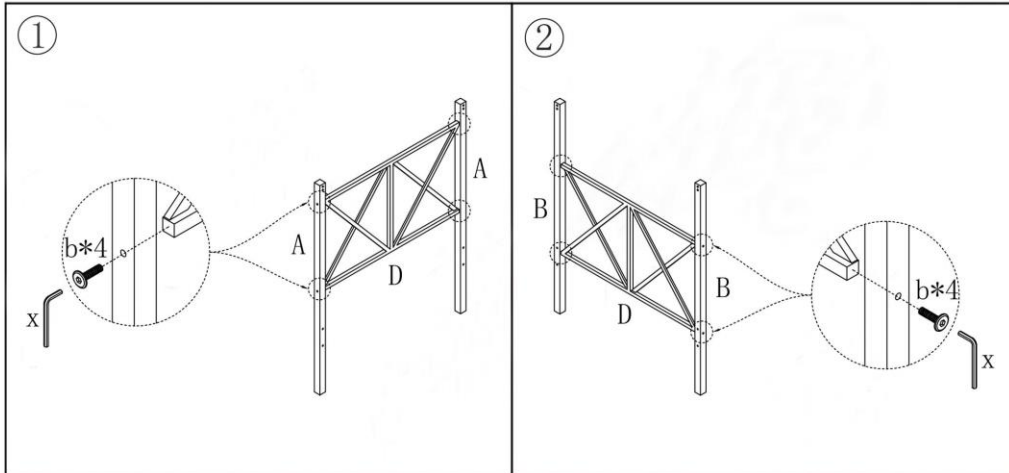
## IMPORTANT:

Please check parts list before you start to assembly. If parts damaged or missing, Contact your seller for a FREE REPLACEMENT. Please provide your order number, a brief message about the issue, and your shipping address. Thank you!

After-sales support email: [after-saleservice@outlook.com](mailto:after-saleservice@outlook.com)

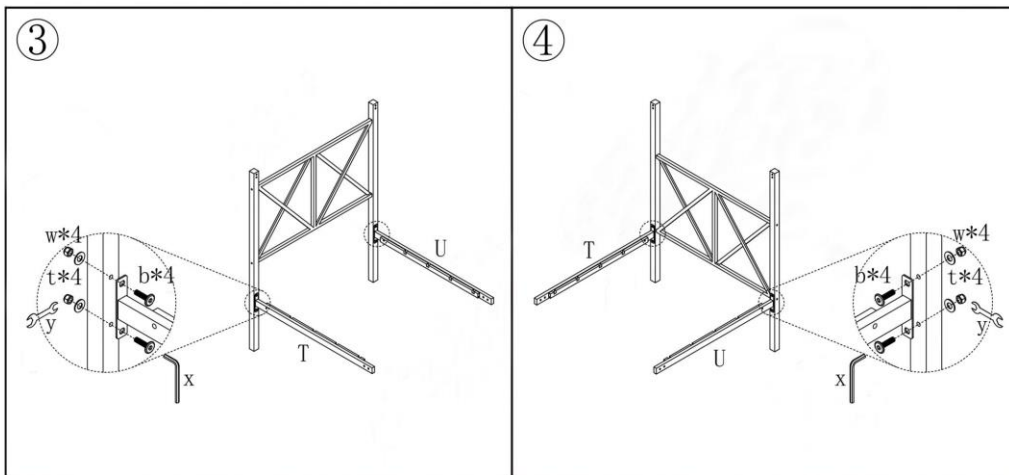
2

NOTE: PLEASE DO NOT TIGHTEN THE BOLTS UNTIL ALL FIXED

After-sales support email: [after-saleservice@outlook.com](mailto:after-saleservice@outlook.com)

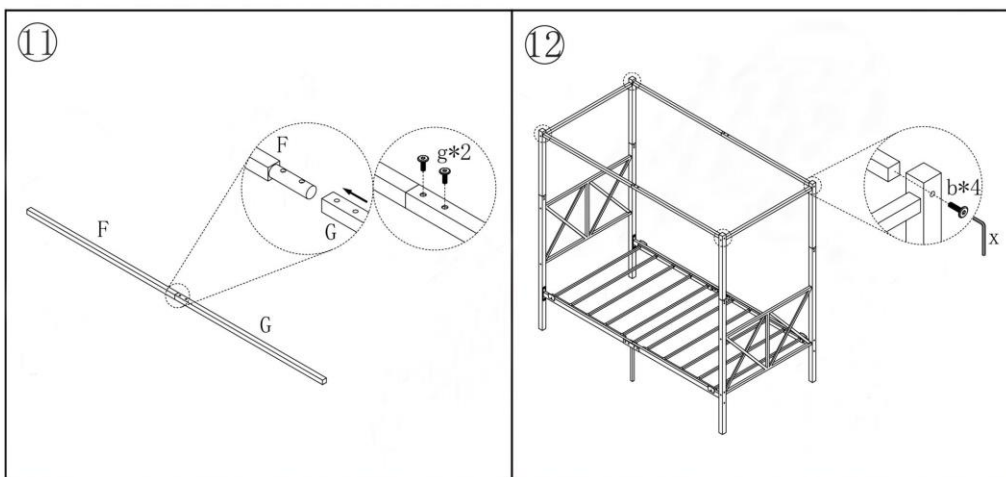
3

NOTE: PLEASE DO NOT TIGHTEN THE BOLTS UNTIL ALL FIXED

After-sales support email: [after-saleservice@outlook.com](mailto:after-saleservice@outlook.com)

7

NOTE: PLEASE DO NOT TIGHTEN THE BOLTS UNTIL ALL FIXED



**IMPORTANT:** Please completely tighten all the bolts and nuts.

After-sales support email: [after-saleservice@outlook.com](mailto:after-saleservice@outlook.com)