

ThermoPro TP357 Bluetooth Thermometer/Hygrometer User Manual

[Home](#) » [ThermoPro](#) » ThermoPro TP357 Bluetooth Thermometer/Hygrometer User Manual 

ThermoPro TP357 Bluetooth Thermometer/Hygrometer User Manual



According to the operating system of your smartphone, scan the following QR code to download and install.

- IOS



• ANDROID



Contents

- [1 Introduction](#)
- [2 Components](#)
- [3 Features](#)
- [4 Usage](#)
- [5 Declaration of Conformity](#)
- [6 Disposal of the electronic appliance](#)
- [7 Limited One-Year Warranty](#)
- [8 Customer service](#)
- [9 Documents / Resources](#)
- [10 Related Posts](#)

Introduction

Congratulations on your purchase of a Smart, Remote Bluetooth-connected Thermometer/ Hygrometer. You will now be able to remotely monitor the temperature and humidity of your living room, bedroom, greenhouse and etc. from your smartphone.

Components

- One Bluetooth Indoor Thermometer Hygrometer
- One AAA Battery
- One User Manual

Features

1. Temperature
2. Bluetooth Icon
3. Humidity
4. Comfort Level
5. °F / °C button
6. Hanging Hole
7. Magnet
8. Battery Compartment Door

- **Temperature range:** -4°F to 140°F (-20°C to 60°C)
- **Temperature accuracy:** +/-1.0°F (+/-0.5°C)
- **Humidity range:** 10% to 99%
- **Humidity accuracy:** +/- 2%RH

- **Comfort Level** – 3 icons: 😞, 😊, 😐

If humidity is below 30%: 😞

If humidity is between 30% to 60% : 😊

If humidity is above 60%: 😐

- **Wireless Bluetooth range:** 260ft/80m
- **Power source:** One AAA battery (1.5V)
- 2.4GHZ wireless Bluetooth function, connect to smartphone app via Bluetooth
- °F / °C button: Press to toggle the temperature display unit between °F and °C.
Press and hold for two seconds to enter pairing status.
- Magnet-mountable and wall-mounted design

Usage

Follow the simple steps below to set up your ThermoPro Bluetooth Thermometer/ Hygrometer and remotely monitor the temperature and humidity of your living room, bedroom, greenhouse and etc. from your smartphone!

Step 1: Download and install the “ThermoPro Sensor” App.



Scan the QR code above, or search for “ThermoPro Sensor” on the Apple Store for IOS devices or on the Google Play Store for Android devices. Download the app and install it on your smartphone.



- iPhone and iPad apps need IOS 9.0 and above.
- Android app need versions 4.4 and above.
- Android users need to allow all the app requests.



Step 2: Enable Bluetooth on your smartphone under the smartphone Settings section. If your smartphone has Bluetooth enabled, you can skip this step.

Step 3: Insert one AAA batteries into the battery compartment on the back of the thermometer with correct

polarity (+) and (-) as indicated.

Step 4: The temperature and humidity will be displayed on the screen and the Bluetooth icon  will be flashing on the display. The Bluetooth icon  will be flashing for 2 minutes which indicates that the thermometer is ready for pairing to your smartphone.

Step 5: Launch the ThermoPro Sensor APP and press the  to add a thermometer. The thermometers will be shown on a list and select one to pair. Once pairing is complete, the Bluetooth icon  on the thermometer display will stop flashing and the current temperature and humidity will show on the APP.

If the Bluetooth icon  stops flashing and you have not finished the pairing process, press and hold the °F / °C button on the back of the unit for 2 seconds and the  will begin flashing again which indicates pairing status. Done! Your ThermoPro Bluetooth Thermometer is ready for use!

Any questions or need more help with setup, please feel free to contact us.

Declaration of Conformity

Hereby, the manufacturer declares that this product with the basic requirements and applicable regulations of the Radio Equipment

Directive 2014/53/EU, the EMC Directive 2014/ 30/EU. The complete declaration of conformity can be found at:

<https://itronicsmall.com/eudeclaration-of-conformity/complies>

Disposal of the electronic appliance



■ This electronic appliance should not be disposed of with normal household waste. Dispose of the unit at an approved facility or at your local recycling center. Please observe the current rules and regulations when disposing of the appliance. Contact your local council if in doubt.

Limited One-Year Warranty

ThermoPro warrants this product to be free of defects in parts, materials and workmanship for a period of one year, from date of purchase.

Should any repairs or servicing under this warranty be required, contact Customer Service by phone or email for instructions on how to pack and ship the product to ThermoPro.

This warranty gives you specific legal rights and you may also have other rights which vary from state to state.

Customer service

Telephone: 1-877-515-7797 (USA & Canada only) 44-808-164-1683(UK)

Email: service@buythermopro.com

Hours: Weekdays 8:00 AM- 8:00 PM EST(USA & Canada only)

Weekdays 1:00 PM – 12:00 PM CET(UK)

Documents / Resources



[ThermoPro TP357 Bluetooth Thermometer/Hygrometer](#) [pdf] User Manual
TP357, Bluetooth Thermometer-Hygrometer

[Manuals+](#)