




## LINIER® 24" DEPTH FULL-SIZE SERVER CABINETS

An American made enclosures with features to make your installs worry free



45U LINIER® VENTED/VENTED 24" DEPTH  
Item #3107-3-024-45


## ASSEMBLED AND READY TO INSTALL

Kendall Howard's LINIER® Series Full-Size Server Cabinets design includes the most popular rack features on the market. The cabinet features laser knockouts allowing you to install fans, while removable slots provide numerous cable routing options. Adjustable cage nut style mounting rails adjust to a maximum depth of 24", creating ample room for network servers, battery backups, switching banks, and other larger network peripherals. The LINIER® Series Full-Size Server Cabinets is an affordable, reliable, straightforward solution shipped out fully assembled within days of your order.

## FEATURES

- 1300 lb. capacity (800 lbs. on casters)
- Adjustable up to 24" depth max (36" depth models available)
- Sizes available 22U, 27U, 37U, 42U and 45U
- Preinstalled casters and levelers
- Includes two sets of cage nut mounting rails
- Removable locking doors and side panels
- Enclosure top includes removable laser knockouts for cable routing and fan installation
- 19" EIA 310 compliant
- Made in the USA
- 5 Year Limited Warranty
- Can be purchased without doors and side panels


### DOOR OPTIONS



GLASS



SOLID



VENTED



**The Answer is Yes! What's the Question?**

## LINIER® SERVER CABINETS - 24" DEPTH



The Kendall Howard LINIER® Server Cabinets are packed with some of the most popular rack features at a price virtually anyone can afford. The cabinets feature laser knockouts allowing you to install fans, while removable slots provide numerous cable routing options. Built with a 24" depth, these LINIER® cabinets are suitable for telecom and datacom systems, A/V equipment, and other small network equipment. To suit your particular network install, numerous door configurations are available (including glass, solid, vented, and convex doors), and we even offer cabinets without doors and/or without side panels. When you need a low cost solution packed with features, the LINIER® Server Cabinets deliver!

- 1300 lb. weight capacity (800 lbs. on casters)
- Preinstalled casters and levelers
- Includes two sets of adjustable cage nut style mounting rails
- Removable locking side panels  
(Feature not applicable to 3170 series)
- Top includes removable laser knockouts
- 19" EIA 310-D compliant
- Made in the USA
- 5-Year Limited Warranty

### FEATURES

**Easy Installation** - Casters and levelers are preinstalled to allow you to easily move and load your system into the desired location. (Rack hardware not included.)

**Removable Cable Access Panels** - The top of the server cabinet includes removable laser knockouts for cable access and added versatility.

**Locking, Removable Side Panels** - For a completely different look, the side panels are both removable and lockable giving you the option to create the cabinet that best suits your needs. (Feature not applicable to 3170 series)

**Adjustable Rails** - Includes two sets of adjustable, vertical rails which extend to a maximum depth of 24" for versatile mounting options.

**Secured System** - Both doors are equipped with locks to help protect and secure your valuable equipment.  
(Feature not applicable to 3170 and 3180 series)

GLASS  
DOOR



SOLID  
DOOR



VENTED  
DOOR



CONVEX  
DOOR



NO DOORS/NO  
SIDE PANELS



NO  
DOORS



## 22U SPECIFICATIONS

Door 1	Door 2	Part Number	Dimensions
Glass	Vented	3100-3-024-22	24" W x 27" D x 45.50" H
Glass	Solid	3101-3-024-22	24" W x 27" D x 45.50" H
Convex	Glass	3102-3-024-22	24" W x 27.50" D x 45.50" H
Glass	Glass	3103-3-024-22	24" W x 27" D x 45.50" H
Solid	Convex	3104-3-024-22	24" W x 27.50" D x 45.50" H
Convex	Convex	3105-3-024-22	24" W x 28" D x 45.50" H
Solid	Vented	3106-3-024-22	24" W x 27" D x 45.50" H
Vented	Vented	3107-3-024-22	24" W x 27" D x 45.50" H
Solid	Solid	3108-3-024-22	24" W x 27" D x 45.50" H
Convex	Vented	3110-3-024-22	24" W x 27.50" D x 45.50" H
No Doors/No Side Panels		3170-3-024-22	24" W x 27" D x 45.50" H
No Doors		3180-3-024-22	24" W x 27" D x 45.50" H

## 27U SPECIFICATIONS

Door 1	Door 2	Part Number	Dimensions
Glass	Vented	3100-3-024-27	24" W x 27" D x 54.25" H
Glass	Solid	3101-3-024-27	24" W x 27" D x 54.25" H
Convex	Glass	3102-3-024-27	24" W x 27.50" D x 54.25" H
Glass	Glass	3103-3-024-27	24" W x 27" D x 54.25" H
Solid	Convex	3104-3-024-27	24" W x 27.50" D x 54.25" H
Convex	Convex	3105-3-024-27	24" W x 28" D x 54.25" H
Solid	Vented	3106-3-024-27	24" W x 27" D x 54.25" H
Vented	Vented	3107-3-024-27	24" W x 27" D x 54.25" H
Solid	Solid	3108-3-024-27	24" W x 27" D x 54.25" H
Convex	Vented	3110-3-024-27	24" W x 27.50" D x 54.25" H
No Doors/No Side Panels		3170-3-024-27	24" W x 27" D x 54.25" H
No Doors		3180-3-024-27	24" W x 27" D x 54.25" H

## 37U SPECIFICATIONS

Door 1	Door 2	Part Number	Dimensions
Glass	Vented	3100-3-024-37	24" W x 27" D x 71.75" H
Glass	Solid	3101-3-024-37	24" W x 27" D x 71.75" H
Convex	Glass	3102-3-024-37	24" W x 27.50" D x 71.75" H
Glass	Glass	3103-3-024-37	24" W x 27" D x 71.75" H
Solid	Convex	3104-3-024-37	24" W x 27.50" D x 71.75" H
Convex	Convex	3105-3-024-37	24" W x 28" D x 71.75" H
Solid	Vented	3106-3-024-37	24" W x 27" D x 71.75" H
Vented	Vented	3107-3-024-37	24" W x 27" D x 71.75" H
Solid	Solid	3108-3-024-37	24" W x 27" D x 71.75" H
Convex	Vented	3110-3-024-37	24" W x 27.50" D x 71.75" H
No Doors/No Side Panels		3170-3-024-37	24" W x 27" D x 71.75" H
No Doors		3180-3-024-37	24" W x 27" D x 71.75" H

## 42U SPECIFICATIONS

Door 1	Door 2	Part Number	Dimensions
Glass	Vented	3100-3-024-42	24" W x 27" D x 80.50" H
Glass	Solid	3101-3-024-42	24" W x 27" D x 80.50" H
Convex	Glass	3102-3-024-42	24" W x 27.50" D x 80.50" H
Glass	Glass	3103-3-024-42	24" W x 27" D x 80.50" H
Solid	Convex	3104-3-024-42	24" W x 27.50" D x 80.50" H
Convex	Convex	3105-3-024-42	24" W x 28" D x 80.50" H
Solid	Vented	3106-3-024-42	24" W x 27" D x 80.50" H
Vented	Vented	3107-3-024-42	24" W x 27" D x 80.50" H
Solid	Solid	3108-3-024-42	24" W x 27" D x 80.50" H
Convex	Vented	3110-3-024-42	24" W x 27.50" D x 80.50" H
No Doors/No Side Panels		3170-3-024-42	24" W x 27" D x 80.50" H
No Doors		3180-3-024-42	24" W x 27" D x 80.50" H





## LINIER® 36" DEPTH FULL-SIZE SERVER CABINETS

An American made enclosures with features to make your installs worry free



45U LINIER® VENTED/VENTED 36" DEPTH  
Item #3107-3-001-45


### ASSEMBLED AND READY TO INSTALL

Kendall Howard's LINIER® Series Full-Size Server Cabinets design includes the most popular rack features on the market. The cabinet features laser knockouts allowing you to install fans, while removable slots provide numerous cable routing options. Adjustable cage nut style mounting rails adjust to a maximum depth of 36", creating ample room for network servers, battery backups, switching banks, and other larger network peripherals. The LINIER® Series Full-Size Server Cabinets is an affordable, reliable, straightforward solution shipped out fully assembled within days of your order.

### FEATURES

- 1300 lb. capacity (800 lbs. on casters)
- Adjustable up to 36" depth max (24" depth models available)
- Sizes available 22U, 27U, 37U, 42U and 45U
- Preinstalled casters and levelers
- Includes two sets of cage nut mounting rails
- Removable locking doors and side panels
- Enclosure top includes removable laser knockouts for cable routing and fan installation
- 19" EIA 310 compliant
- Made in the USA
- 5 Year Limited Warranty
- Can be purchased without doors and side panels


#### DOOR OPTIONS



GLASS



SOLID



VENTED



**The Answer is Yes! What's the Question?**

## LINIER® SERVER CABINETS - 36" DEPTH



The Kendall Howard LINIER® Server Cabinets are packed with some of the most popular rack features at a price virtually anyone can afford. The cabinets feature laser knockouts allowing you to install fans, while removable slots provide numerous cable routing options. Built with a 36" depth, these LINIER® cabinets are suitable for network servers, battery backups, switching banks, and other larger network equipment. To suit your particular network install, numerous door configurations are available (including glass, solid, vented, and convex doors), and we even offer cabinets without doors and/or without side panels. When you need a low cost solution packed with features, the LINIER® Server Cabinets deliver!

- 1300 lb. weight capacity (800 lbs. on casters)
- Preinstalled casters and levelers
- Includes two sets of adjustable cage nut style mounting rails
- Removable locking side panels  
(Feature not applicable to 3170 series)
- Top includes removable laser knockouts
- 19" EIA 310-D compliant
- Made in the USA
- 5-Year Limited Warranty

### FEATURES

**Easy Installation** - Casters and levelers are preinstalled to allow you to easily move and load your system into the desired location. (Rack hardware not included.)

**Removable Cable Access Panels** - The top of the server cabinet includes removable laser knockouts for cable access and added versatility.

**Locking, Removable Side Panels** - For a completely different look, the side panels are both removable and lockable giving you the option to create the cabinet that best suits your needs. (Feature not applicable to 3170 series)

**Adjustable Rails** - Includes two sets of adjustable, vertical rails which extend to a maximum depth of 36" for versatile mounting options.

**Secured System** - Both doors are equipped with locks to help protect and secure your valuable equipment.  
(Feature not applicable to 3170 and 3180 series)



GLASS  
DOOR



SOLID  
DOOR



VENTED  
DOOR



CONVEX  
DOOR



NO DOORS/NO  
SIDE PANELS



NO  
DOORS



## 22U SPECIFICATIONS

Door 1	Door 2	Part Number	Dimensions
Glass	Vented	3100-3-001-22	24" W x 37.72" D x 45.50" H
Glass	Solid	3101-3-001-22	24" W x 37.72" D x 45.50" H
Convex	Glass	3102-3-001-22	24" W x 38.22" D x 45.50" H
Glass	Glass	3103-3-001-22	24" W x 37.72" D x 45.50" H
Solid	Convex	3104-3-001-22	24" W x 38.22" D x 45.50" H
Convex	Convex	3105-3-001-22	24" W x 38.72" D x 45.50" H
Solid	Vented	3106-3-001-22	24" W x 37.72" D x 45.50" H
Vented	Vented	3107-3-001-22	24" W x 37.72" D x 45.50" H
Solid	Solid	3108-3-001-22	24" W x 37.72" D x 45.50" H
Convex	Vented	3110-3-001-22	24" W x 38.22" D x 45.50" H
No Doors/No Side Panels		3170-3-001-22	24" W x 37.72" D x 45.50" H
No Doors		3180-3-001-22	24" W x 37.72" D x 45.50" H

## 27U SPECIFICATIONS

Door 1	Door 2	Part Number	Dimensions
Glass	Vented	3100-3-001-27	24" W x 37.72" D x 54.25" H
Glass	Solid	3101-3-001-27	24" W x 37.72" D x 54.25" H
Convex	Glass	3102-3-001-27	24" W x 38.22" D x 54.25" H
Glass	Glass	3103-3-001-27	24" W x 37.72" D x 54.25" H
Solid	Convex	3104-3-001-27	24" W x 38.22" D x 54.25" H
Convex	Convex	3105-3-001-27	24" W x 38.72" D x 54.25" H
Solid	Vented	3106-3-001-27	24" W x 37.72" D x 54.25" H
Vented	Vented	3107-3-001-27	24" W x 37.72" D x 54.25" H
Solid	Solid	3108-3-001-27	24" W x 37.72" D x 54.25" H
Convex	Vented	3110-3-001-27	24" W x 38.22" D x 54.25" H
No Doors/No Side Panels		3170-3-001-27	24" W x 37.72" D x 54.25" H
No Doors		3180-3-001-27	24" W x 37.72" D x 54.25" H

## 37U SPECIFICATIONS

Door 1	Door 2	Part Number	Dimensions
Glass	Vented	3100-3-001-37	24" W x 37.72" D x 71.75" H
Glass	Solid	3101-3-001-37	24" W x 37.72" D x 71.75" H
Convex	Glass	3102-3-001-37	24" W x 38.22" D x 71.75" H
Glass	Glass	3103-3-001-37	24" W x 37.72" D x 71.75" H
Solid	Convex	3104-3-001-37	24" W x 38.22" D x 71.75" H
Convex	Convex	3105-3-001-37	24" W x 38.72" D x 71.75" H
Solid	Vented	3106-3-001-37	24" W x 37.72" D x 71.75" H
Vented	Vented	3107-3-001-37	24" W x 37.72" D x 71.75" H
Solid	Solid	3108-3-001-37	24" W x 37.72" D x 71.75" H
Convex	Vented	3110-3-001-37	24" W x 38.22" D x 71.75" H
No Doors/No Side Panels		3170-3-001-37	24" W x 37.72" D x 71.75" H
No Doors		3180-3-001-37	24" W x 37.72" D x 71.75" H

## 42U SPECIFICATIONS

Door 1	Door 2	Part Number	Dimensions
Glass	Vented	3100-3-001-42	24" W x 37.72" D x 80.50" H
Glass	Solid	3101-3-001-42	24" W x 37.72" D x 80.50" H
Convex	Glass	3102-3-001-42	24" W x 38.22" D x 80.50" H
Glass	Glass	3103-3-001-42	24" W x 37.72" D x 80.50" H
Solid	Convex	3104-3-001-42	24" W x 38.22" D x 80.50" H
Convex	Convex	3105-3-001-42	24" W x 38.72" D x 80.50" H
Solid	Vented	3106-3-001-42	24" W x 37.72" D x 80.50" H
Vented	Vented	3107-3-001-42	24" W x 37.72" D x 80.50" H
Solid	Solid	3108-3-001-42	24" W x 37.72" D x 80.50" H
Convex	Vented	3110-3-001-42	24" W x 38.22" D x 80.50" H
No Doors/No Side Panels		3170-3-001-42	24" W x 37.72" D x 80.50" H
No Doors		3180-3-001-42	24" W x 37.72" D x 80.50" H