



COSHIP-G2000

Smart Gateway

User Manual



Important Note:

This manual will give you specific instructions in terms of installation, use and maintenance. Please read this manual carefully before use and keep it properly for reference.


Shenzhen Coship Electronics Co., Ltd. reserves the right to improve the products described in this manual. The product is subject to change without prior notice. In case of any discrepancy in all descriptions involved in this manual, the physical object shall prevail.

Copyright Statement

Without the written authorization of Shenzhen Coship Electronics Co., Ltd., no unit or individual may extract or copy part or all of this manual.

© 2022 SHENZHEN COSHIP ELECTRONICS CO., LTD. All Rights Reserved

Trademark Information

® and **COSHIP**® are trademarks of SHENZHEN COSHIP ELECTRONICS CO., LTD. and shall not be counterfeited. Any individual or group illegally using the above trademarks, the company has the right to investigate its legal liability.

Rules For Safe Use

For your safety, please read this section carefully before use.

Precautions For Installation :

- ❖ Please place the unit horizontally to avoid damage.
- ❖ The machine is installed in a ventilated environment (with a gap of more than 10cm around the equipment), without heat source and at a suitable temperature to avoid excessive humidity, direct light and violent vibration.

Precautions For Maintenance :

- ❖ In case of thunderstorm, please unplug adapter and connecting wire to avoid lightning.
- ❖ When device is not used for a long time or damaged, please disconnect power supply.
- ❖ Please do not put heavy objects on the machine.
- ❖ Please do not put the container containing liquid on the machine to avoid fire and electric shock caused by liquid leakage.
- ❖ Please do not cover any objects on the ventilation hole to avoid hindering ventilation.
- ❖ Please cut off the power before cleaning the machine. Please gently wipe the outer surface with a dry cloth. Do not let liquid, spray, etc. flow into the machine, otherwise serious damage may occur.


Precautions for use of power socket and power adapter:

- ❖ Please place power socket near the machine and keep the power socket well grounded.
- ❖ Do not use wet hands when inserting or pulling out the power plug.
- ❖ Please do not use the failed or damaged power supply. If any, please replace it immediately to avoid personal or property safety.
- ❖ The in-line plug of the power adapter of this machine is a disconnecting device, which can completely cut off the connection with the power grid after pulling out the socket.

Other Matters:

- ❖ Please use the parts specified by the manufacturer to avoid damage to the machine caused by other parts.

Environmental Precautions

This information only applies to smart gateways sold by COSHIP						
Part Name	Toxic and harmful substances or elements					
	Pb	Hg	Cd	Cr6+	PBBs	PBDEs
PCBA	X	O	O	O	O	O
Cables	X	O	O	O	O	O
Metal	X	O	O	X	O	O
Plastic and Polymer	O	O	O	O	O	O
O : Indicates that the content of toxic and harmful substances in all homogeneous materials of the component is below the limit specified in SJ / T11363-2006.						
X : Indicates that the content of this toxic and hazardous substance in at least one homogeneous material of this part exceeds the limit requirement specified in the SJ/T11363-2006 standard.						
Unless otherwise specified, this mark is an environmental protection use period mark for the products involved. This period only applies if the product is operating under the conditions specified in the product manual.						

Packing List

❖ Smart Gateway	1 PC	❖ User Manual	1 PC
❖ Power Adapter	1 PC	❖ Antenna	1 PC

Note: The accessories may vary from dealer to dealer. The actual accessories shall prevail.



Interface Diagram

Note :

Before connecting cables, please turn off the power of all connected devices.
This connection diagram is for reference only. Please refer to the actual situation of the device.



Parameter

POWER	Input Voltage : 12V 	Input Current : 1A
Power Adapter (Parts)	Input Voltage : 100V-240V~ 50/60Hz	Output Voltage : 12V  Output Current : 1A
Physical Characteristics	Working Temperature : 0°C ~ +40°C Storage temperature: -40°C ~ +60°C Storage Humidity : ≤ 93%	
CPU	Arm architecture high performance processor	
WiFi	2.4G+5G Wi-Fi, IEEE 802.11a/b/g/n/ac, 2T2R	
Bluetooth	BT4.2/BT5.0	
Ethernet	10/100/1000M	
Size:	150x140x30mm	
Case Material	ABS	

FCC Warning Statement :

Any Changes or modifications not expressly approved by the party responsible for compliance could void the user's authority to operate the equipment.

This device complies with part 15 of the FCC Rules. Operation is subject to the following two conditions:

- (1) This device may not cause harmful interference, and ☐
- (2) this device must accept any interference received, including interference that may cause undesired operation. ☐

Note: This equipment has been tested and found to comply with the limits for a Class B digital device, pursuant to part 15 of the FCC Rules. These limits are designed to provide reasonable protection against harmful interference in a residential installation. This equipment generates uses and can radiate radio frequency energy and, if not installed and used in accordance with the instructions, may cause harmful interference to radio communications. However, there is no guarantee that interference will not occur in a particular installation. If this equipment does cause harmful interference to radio or television reception, which can be determined by turning the equipment off and on, the user is encouraged to try to correct the interference by one or more of the following measures:

- Reorient or relocate the receiving antenna. ☐
- Increase the separation between the equipment and receiver. ☐
- Connect the equipment into an outlet on a circuit different from that to which the receiver is connected. ☐
- Consult the dealer or an experienced radio/TV technician for help. ☐

This transmitter must not be co-located or operating in conjunction with any other antenna or transmitter. ☐

This equipment complies with FCC radiation exposure limits set forth for an uncontrolled environment. This equipment should be installed and operated with minimum distance 20cm between the radiator & your body. ☐