

Magnetic fluid Bluetooth speaker

User Manual



Functional parameters

Model: RY-CLT-001 Input voltage: 12V
Product weight: 870g Input current: 2A
Product size: 137 * 137 * 127mm Rated power: 10W

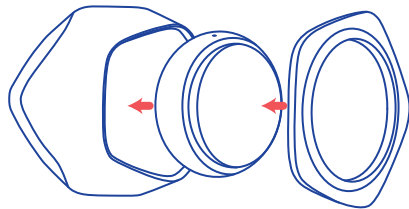
Product accessories:

Product accessories: Magnetic fluid speaker body, magnetic fluid+hemispherical glass container, instruction manual, power adapter, small magnetic handle.

FREKVENS

How to install magnetic fluid:

First, open the magnetic front cover, then place the protruding side of the magnetic fluid into the groove facing outward (placing it incorrectly will prevent the front cover from being installed), and finally install the front cover back.



Function Introduction:

Long press: Adjust volume level

Short press

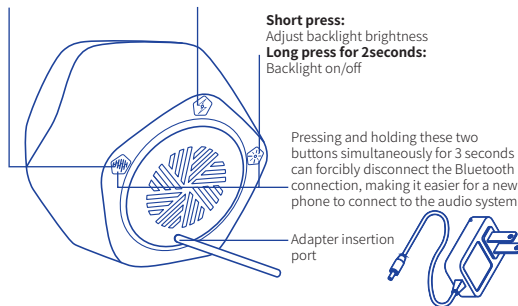
Switch magnetic fluid mode:

Green light: Bluetooth bounce mode

Blue light: Pick up mode

Long press for 2 seconds: power on/off

Short press: Pause/Resume playback



FREKVENS

Magnetic fluid maintenance

What is ferrofluid?

Magnetic fluid is an environmentally friendly and non-toxic magnetic substance, mainly composed of a mixture of very small iron particles and surfactants in base oil. This liquid substance, due to the fact that surfactants do not precipitate and can be uniformly dispersed in base oil, was first developed by NASA in the 1960s for fuel transportation and sealing connections in spacecraft. Science fiction elements that once existed only in space have now become widely used magnetic materials in the real world.

Matters needing attention

- Do not use continuously for more than 12 hours (at least 1 hour of cooling time is required)
 - Only for indoor use, reducing sunlight exposure. The optimal operating environment temperature is 15-28 °C.
 - The more intense the motion of magnetic fluids, the shorter their lifespan
 - Do not connect external magnets to the glass bottle for an extended period of time to prevent magnetic fluid from sticking to the bottle wall
 - Reserve bubbles inside the magnetic fluid bottle to prevent thermal expansion and rupture of the glass bottle
 - Please do not remove the contents of the glass bottle and touch or consume it with your hands
 - Do not place in high or low temperature environments to avoid the rupture of the magnetic fluid bottle body, such as in a closed car or outdoors in winter
 - If the contents of the glass bottle accidentally touch your hands or enter your eyes, rinse immediately with running water. Soap or hand sanitizer can be used to clean hands. After rinsing with eye water, seek medical attention immediately
 - Magnetic fluid layering: Remove the magnet and suck the magnetic fluid back into a whole to observe whether there are bubbles wrapped inside. After the bubbles are expelled, continue to use for better visual effects
 - Magnetic fluid contamination bottle?
- If the magnetic fluid is left at the same angle for a long time without use, there may be bottle sticking due to temperature differences. The bottle can be removed from the product and the position of the bottle sticking can be sucked by a magnet to allow the magnetic fluid to aggregate

FREKVENS

Warranty Information

Dear customer,

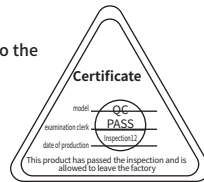
Thank you for your trust and support in FREKVENS. In order to protect your rights and provide a better shopping experience, we provide you with a series of after-sales services, including a 6-month functional warranty, human factor repair and return services, and one-on-one after-sales support. We hope to provide you with more peace of mind and convenience in the process of using FREKVENS magnetic fluid Sound-Pickupel through our services. The following are specific after-sales service rules and instructions, please read them in detail.

Human factors maintenance:

If the product malfunctions due to human factors during use, we will provide you with paid repair services.

Human factors refer to but are not limited to the following situations:

- * Human negligence or erroneous operation
- * Unauthorized modification or disassembly
- * Accidental damage or impact



Warranty card

Customer Name	
contact number	
postal address	
Purchase date	

Warranty terms

1. Before using our company's products, please carefully read the user manual of this product
- Within one year from the date of purchase, in case of performance failure during normal use, the machine can enjoy free warranty for the entire machine; Any malfunctions caused by human damage, self disassembly, or abnormal use are not covered by the warranty
3. The glass bottle is a fragile accessory and is not covered by the warranty. If the glass bottle is found to be damaged when the product is received, please contact the seller to send a replacement glass bottle.

FREKVENS



FCC Warning:

This equipment has been tested and found to comply with the limits for a Class B digital device, pursuant to part 15 of the FCC Rules. These limits are designed to provide reasonable protection against harmful interference in a residential installation. This equipment generates, uses and can radiate radio frequency energy and, if not installed and used in accordance with the instructions, may cause harmful interference to radio communications. However, there is no guarantee that interference will not occur in a particular installation. If this equipment does cause harmful interference to radio or television reception, which can be determined by turning the equipment off and on, the user is encouraged to try to correct the interference by one or more of the following measures:

- Reorient or relocate the receiving antenna.
- Increase the separation between the equipment and receiver.
- Connect the equipment into an outlet on a circuit different from that to which the receiver is connected.
- Consult the dealer or an experienced radio/TV technician for help.

Caution: Any changes or modifications to this device not explicitly approved by manufacturer could void your authority to operate this equipment.

This device complies with part 15 of the FCC Rules. Operation is subject to the following two conditions:

(1) This device may not cause harmful interference, and (2) this device must accept any interference received, including interference that may cause undesired operation.

This equipment complies with FCC radiation exposure limits set forth for an uncontrolled environment. This equipment should be installed and operated with minimum distance 0cm between the radiator and your body.