

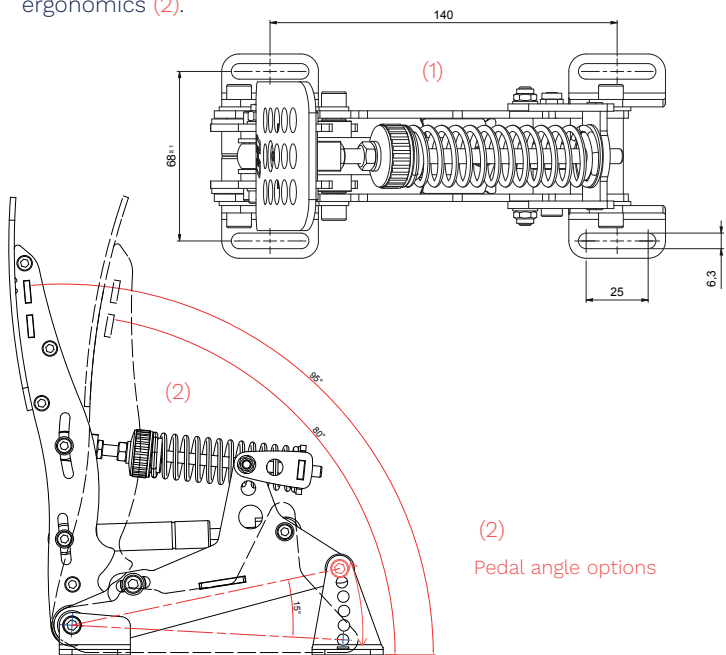
# QUICK START ULTIMATE+



# MOUNT YOUR PEDALS

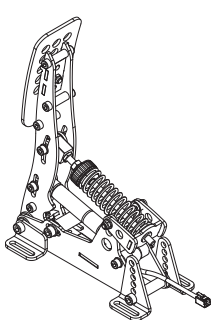
Mount the pedals with the flanged M6 bolts (Torx 25) onto our Heusinkveld Ultimate+ Baseplate or a very rigid base. Longer bolts are included for different thickness pedal plates (1).

Adjust the pedal position and pedal angle for optimal ergonomics (2).

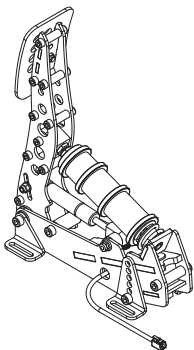


# CONNECT YOUR PEDALS

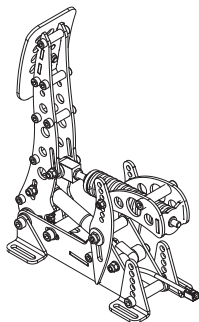
Plug each pedal into the corresponding port of the controller box (the small box with the metal enclosure). If you have a 2-pedal set, you can leave the clutch port empty.



**THROTTLE**



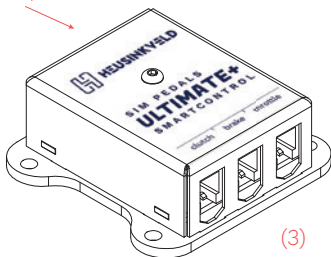
**BRAKE**



**CLUTCH**

Connect the provided USB-cable between the controller box and your PC (3). The pedals are pre-calibrated and will work after assigning them in your favourite simulator software.

USB-port



**You are ready to race.**

# ADJUSTMENTS

Your Ultimate+ pedals have numerous adjustments which allow you to set up the pedals to your personal preferences, such as:

## All pedals:

- Pedal angle
- Pedal plate height
- Hydraulic damper resistance

## Throttle & Clutch:

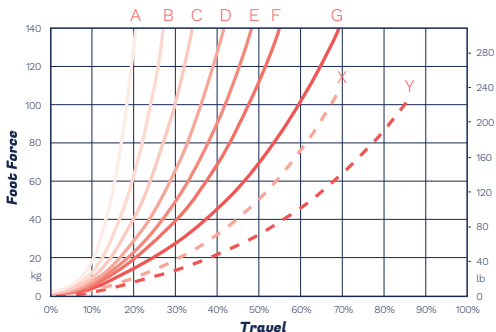
- Pedal travel
- Overall pedal force
- Pedal spring preload

## Clutch only:

- Pedal force curve

## Brake only:

- A total of 9 resistance settings



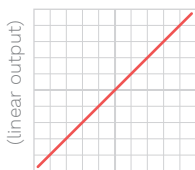
Possible brake curve settings

Check the extra information on our website on how to make these adjustments.

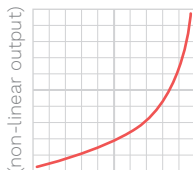
# SMARTCONTROL & SMARTCONTROL LIVE

Heusinkveld® simracing products come with powerful software tools. Download SmartControl and SmartControl Live from our website [heusinkveld.com/overview-smartcontrol-live](https://heusinkveld.com/overview-smartcontrol-live)

With SmartControl you can configure (non-linear) pedal output curves, set pedal deadzones and brake pedal force and save your settings to an unlimited number of profiles.



(input)



(input)

With **SmartControl LIVE** you can activate your settings on the go. Change settings and apply your profiles while driving.



Read more about it

# HEUSINKVELD®

## **EXTRA INFORMATION & TUTORIALS**

This is the Quick Start manual for your Heusinkveld Ultimate+ pedals. It contains all essential information to start using your Ultimate+ pedals. Extra information, tutorials and the SmartControl software can be found on our website:

[heusinkveld.com/support/product-manuals](https://heusinkveld.com/support/product-manuals)



## **PIT STOP FOR YOUR QUESTIONS**

If you have any questions about our products or need help with the installation, our Support Team is happy to help you at [support@heusinkveld.com](mailto:support@heusinkveld.com)

## **JOIN OUR COMMUNITY**



## **PLEASE RECYCLE RESPONSIBLY**

The packaging of this product is made out of paper and cardboard where possible. Please make sure to follow local guidelines for responsible recycling.



This product is CE Certified:  
[heusinkveld.com/ce-certifications](https://heusinkveld.com/ce-certifications)