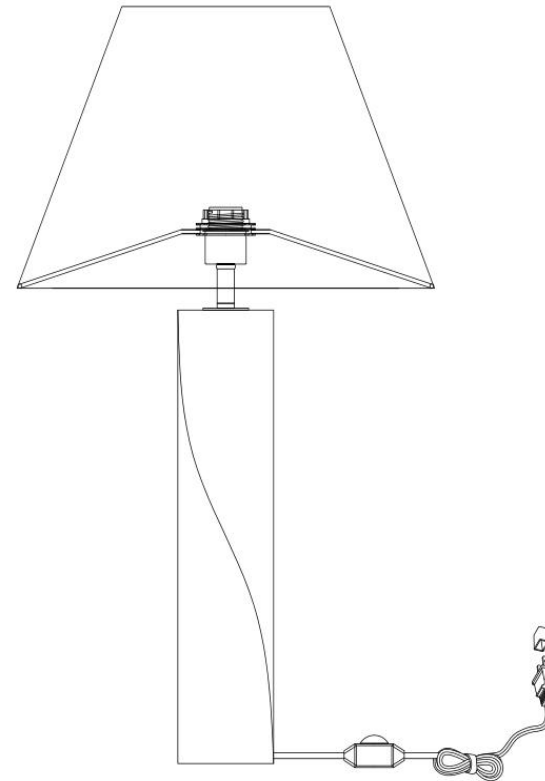


MAYALENN LARGE MARBLE TABLE LAMP

DESIGN # CTL1092

Assembly Instructions



Need help?

Feel free to contact us via email or call
if you have any specific questions!

contact us:

cs@safavieh.com

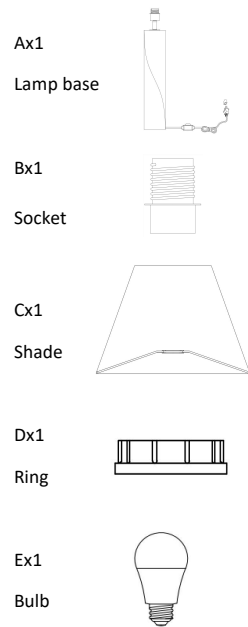
866-422-9070

SAFAVIEH
C O U T U R E

Thanks for bringing Safavieh Couture into your home

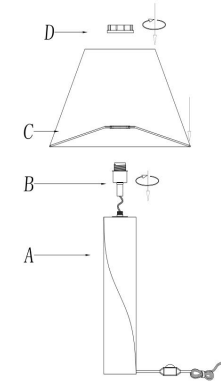
Every thing we make is incredibly simple to set up, including your new table lamp. You won't need any additional tools

Parts List



1

Pull power cord to connect the Socket(B) to the Base (A). Screw the socket (B) onto the Lamp base (A). Be careful not to twist the power cord and tighten securely. Put the shade(C) onto the socket (B) and tighten with the ring (D) clockwise.



2

Insert the bulb(E) into the socket(B).



3

Put the light on a level surface to check if everything is stable. We'd love to see it — just tag us (we're @safavieh) and use the hashtag #safavieh on Instagram!

