

ELEMNT RIVAL

multisport gps heart rate watch

QUICK START GUIDE



wahoo

1. DOWNLOAD WAHOO ELEMNT COMPANION APP

Ensure Bluetooth is on.



2. TURN ON ELEMNT RIVAL

Hold top left button to power on.




3. SCAN QR CODE TO PAIR WITH PHONE

If you don't see QR Code press the bottom left button to get to the menu and select "Pair Phone".

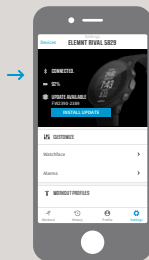


4. FOLLOW APP INSTRUCTIONS

Connect to WiFi, Authorize other apps, Complete personal data form, Link to social and/or email.

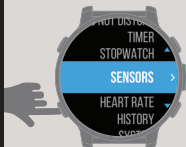


5. UPDATE FIRMWARE IF PROMPTED



1. TURN ON THE RIVAL AND GO TO MENU

Hold the bottom left button for 3 seconds to get to the menu.



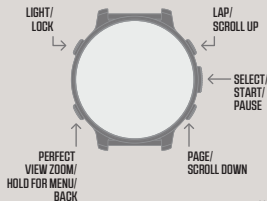
2. SELECT PAIR NEW SENSOR



3. ACTIVATE THE SENSOR AND HOLD IT NEXT TO THE RIVAL



4. SAVE SENSOR



FOR MORE INFORMATION GO TO
WAHOOFITNESS.COM/INSTRUCTIONS