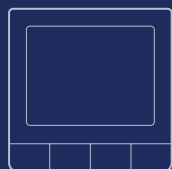
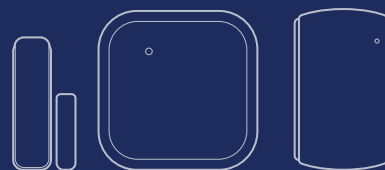

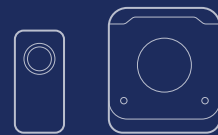

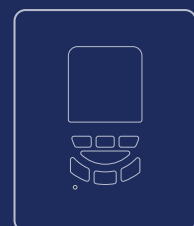
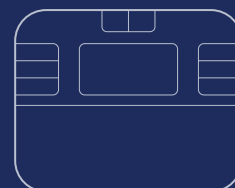
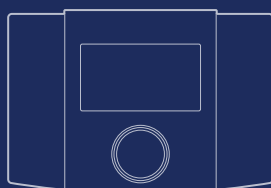

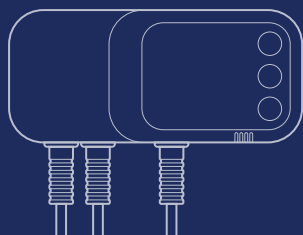
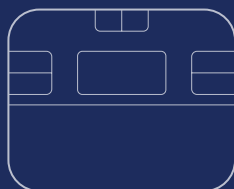

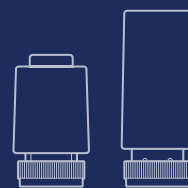
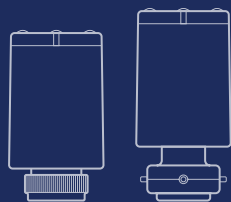
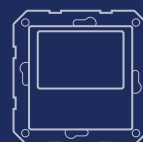
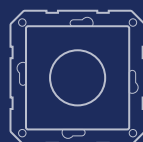
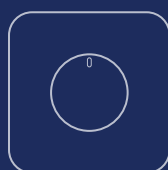
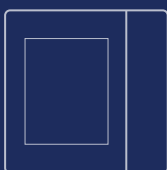



# SALUS<sup>®</sup>

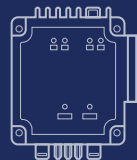
C O N T R O L S



## PRODUCT CATALOGUE




















2021





ICONS DESCRIPTION:

	2 x AA alkaline batteries power supply		New product in the offer		5 years warranty
	2 x AAA alkaline batteries power supply		1 x CR123 (3V) alkaline battery power supply		ZigBee wireless communication
	4 x AAA alkaline batteries power supply		230V AC 50Hz power supply		868MHz wireless communication
	1 x CR2 (3V) alkaline battery power supply		24V AC 50Hz power supply		Wired communication
	1 x CR3032 (3V) alkaline battery power supply		5V DC power supply		Voltage free contacts
			Li-Ion 3,7V battery power supply		Work in ONLINE or OFFLINE mode

SMART HOME SOLUTIONS

map of compatible products	4 - 7	
SMART HOME series	8 - 18	
FC series Fan coil thermostat	19	

UNDERFLOOR HEATING  
WIRED SYSTEM

map of compatible products	20 - 21	
EXPERT NSB series	22 - 23	
EXPERT HTR series	24 - 25	
EXPERT series	26 - 27	
THB actuator	28	

OTHER THERMOSTATS

OPENTHERM thermostats	29	
Internet thermostats for boilers	30 - 31	
STANDARD series	32 - 39	
Programmable timers	40	
Weather controllers	41	
PC series	41 - 43	

ACCESSORIES

PMV valves	44	
Magnetic filters	45	
Others	46 - 47	

Technical data and wiring diagrams	48 - 63	
------------------------------------	---------	--



## MAP OF COMPATIBLE PRODUCTS ONLINE MODE


Smart Home elements



INTERNET



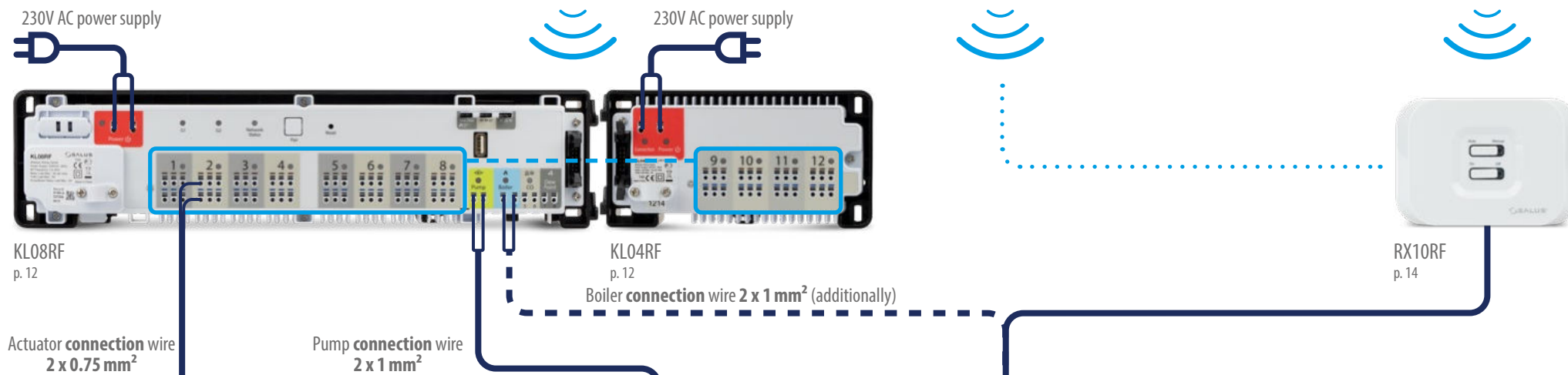
**UGE600**  
p. 8





### UNDERFLOOR heating



### RADIATOR heating



### TRV radiator heads



MAP OF COMPATIBLE PRODUCTS  
**OFFLINE MODE**



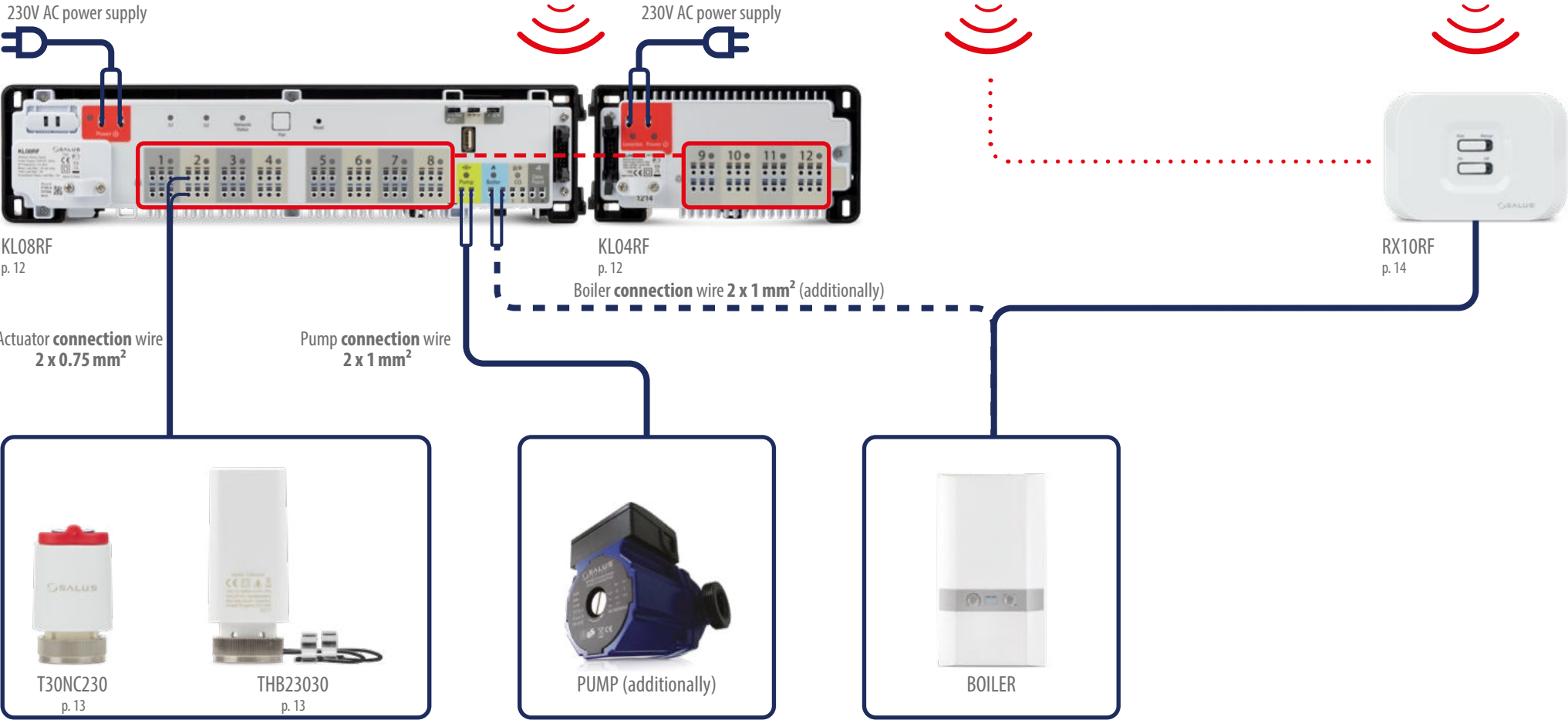
OR



**UNDERFLOOR heating**



**RADIATOR heating**



**TRV radiator heads**





# SALUS Smart Home app

## creative control in your hands



Temperature control for each separate room



Simple control of SALUS Smart Home series devices



Advanced thermostat functions



OneTouch rules creating



Notifications from the system (e-mail, SMS)



**NO FEES**  
(for any subscriptions or licenses)



The SALUS Smart Home app is completely free of charge. It will allow you to control smart home devices with cooperation with UGE600 gateway. Thanks to them you can create rules via the Internet - from a mobile phone or computer (via a website).

An example of the rule creating can be found on page 18.

## Universal Gateway UGE600

615171220



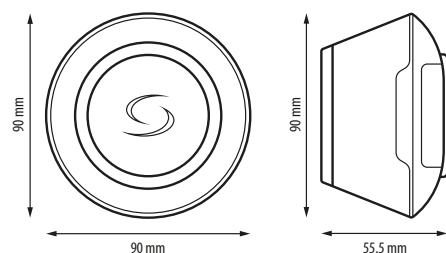
It's the heart of SALUS Smart Home system. It connects all SMART HOME devices in one fully integrated system, which works according to the rules (created by You). In set: LAN cord and power supply adapter.

### Product advantages:

- using the SALUS Smart Home application, it enables wireless control of compatible devices
- it is recommended to use up to 100 devices per one gateway
- easy and quick to install
- you can connect it via Wi-Fi or a LAN cord

The gateway has a built-in ZigBee network coordinator. Use it instead of the CO10RF coordinator.

Power supply	5V DC
Port	1x10/100 LAN port
Mounting	Table or wall mounted
RF Frequency	ZigBee 2.4 GHz HA 1.2
Dimension	H=55.5 Ø=90



## Quantum thermostat SQ610RF

615302602

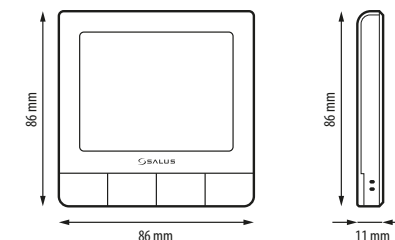


Surface-mounted, multi-functional thermostat with humidity sensor and built-in Li-Ion battery. It is used for wireless control of devices from the SALUS Smart Home series.

### Product advantages:

- you can create your own temperature schedules
- it has a built-in humidity sensor
- you can choose desired control algorithms: ITLC, Hysteresis  $\pm 0.5^\circ\text{C}$  or  $\pm 0.25^\circ\text{C}$ , THB actuator
- thermostat has comfort WARM FLOOR function
- you can lock thermostat's buttons by the PIN and set limits for the set temperature
- it has a multi-functional input: temperature sensor (floor or air), occupancy sensor, OneTouch rules
- quick and easy to install at every stage of the investment
- mounted with screws with dowels or mounting tape (included in set)

Power supply	Built-in Li-Ion 3,7V Battery
Temperature range	5 - 40°C
Display temperature accuracy	0.5°C or 0.1°C
Control algorithms	ITLC, Hysteresis: $\pm 0.25^\circ\text{C}$ / $\pm 0.5^\circ\text{C}$ , THB
Communication	Wireless, ZigBee 2.4 GHz
S1/S2 multifunctional input:	Floor temperature sensor External air sensor Occupancy sensor One Touch rule trigger Heating/Cooling modes changeover
Working temperature	0 - 45°C
IP protection class	IP30
Dimension [mm]	86 x 86 x 11



## Quantum thermostat 230V SQ610

615302601



Flush-mounted, multi-functional thermostat with humidity sensor. A unique feature of this thermostat is the possibility of WIRELESS control of SALUS Smart Home series devices and WIRED control of devices that connect directly to it (e.g. wiring centre, boiler).

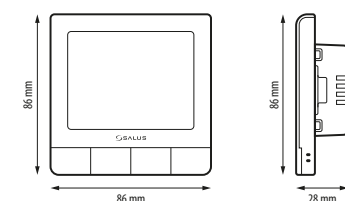
### Control:

- Online:
  - wirelessly - using the SALUS Smart Home application and the UGE600 universal gateway
  - wired when the thermostat is directly connected to the receiver (e.g. wiring centre) and when the SALUS Smart Home application with the UGE600 gateway is used
- Offline (without internet connection) - with the CO10RF coordinator use.
- Wired (without UGE600 internet gateway and without CO10RF coordinator), when the controller is directly connected to the (for e.g.) wired wiring centre

### Product advantages:

- you can create your own temperature schedules
- it has a built-in humidity sensor,
- you can choose desired control algorithms: ITLC, Hysteresis  $\pm 0.5^\circ\text{C}$  or  $\pm 0.25^\circ\text{C}$ , THB actuator
- valve protection
- thermostat has comfort WARM FLOOR function
- you can lock thermostat's buttons by the PIN and set limits for the set temperature
- it has a multi-functional input: temperature sensor (floor or air), occupancy sensor, OneTouch rules
- mounting in a wall-box  $\phi 60$
- works as a repeater, increasing the range of the ZigBee network

Power supply	230V AC 50 Hz
Max current	3 (1) A
Temperature range	5 - 40°C
Display temperature accuracy	0.5°C or 0.1°C
Control algorithms	ITLC, Hysteresis: $\pm 0.25^\circ\text{C}$ / $\pm 0.5^\circ\text{C}$ , THB
Communication	Wireless, ZigBee 2.4 GHz
S1/S2 multifunctional input:	Floor temperature sensor External air sensor Occupancy sensor One Touch rule trigger Heating/Cooling modes changeover
Output control	COM / NO (volt-free)
Working temperature	0 - 45°C
IP protection class	IP30
Dimension [mm]	86 x 86 x 28
Thickness after mounting in a wall-box $\phi 60$ [mm]	10



## Charging station for SQ610RF and WQ610RF thermostats CDEU

615301030



This device is used to charge built-in Li-Ion batteries of the SQ610RF and WQ610RF wireless temperature thermostats (sold separately) via the USB port.

### Included:

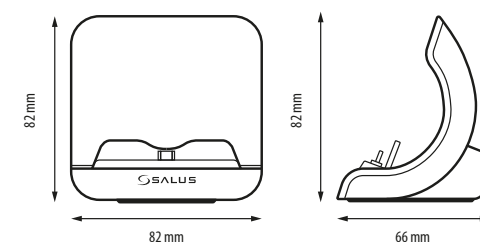
- charging station
- power supply 230V / 5VDC
- USB - micro USB cable (1.5 m, white color)

NOTE: the station only supports the specified thermostats models.

### Product features:

- first fully charge for SQ610RF or WQ610RF takes up to 24h
- the product is handy and easy to use
- docking station can be used also as a elegant stand with minimalistic design

Power supply	5VDC (micro USB)
Max. load	1A
Dimensions [mm]	82 x 82 x 66



Wireless digital thermostat 230V  
VS10WRF / VS10BRF

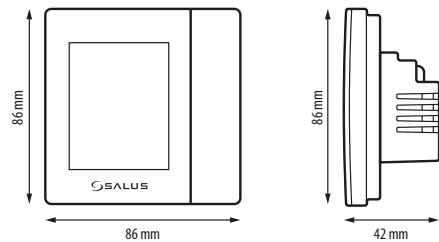
615172642 / 615172640



Two colours version: black and white

- Flush-mounted thermostat for wireless control of devices from the SALUS Smart Home series, such as: KL08RF wiring centre, TRV radiator head and RX10RF receiver.
- Control:**
- Online - using the SALUS Smart Home application and the UGE600 universal gateway
  - Offline (without internet connection) - with the C010RF coordinator use. In offline mode it can also work as a weekly or daily thermostat or as a hot water timer (with RX10RF module).
- Product advantages:**
- cooperates with the other elements of the SALUS Smart Home series
  - it has a TPI algorithm - a guarantee of precise temperature maintenance
  - you can create your own temperature schedules
  - it has an input for an additional temperature sensor (floor or air) or occupancy sensor
  - mounting in a wall-box ø60

Power supply	230V AC 50 Hz
Temperature range	5 - 35°C
Display temperature accuracy	0.5°C
Control algorithm	TPI or Hysteresis: ±0.25°C or ±0.5°C
Communication	ZigBee 2.4 GHz
Dimesions [mm]	86 x 86 x 42
Thickness after mounting in a wall-box ø60 [mm]	16.5



Wireless digital thermostat  
VS20WRF / VS20BRF

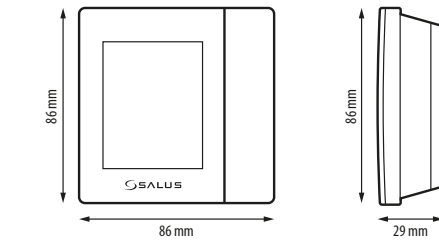
615172645 / 615172644



Two colours version: black and white

- Surface-mounted thermostat for wireless control of devices from the SALUS Smart Home series, such as: KL08RF wiring centre, TRV radiator head and RX10RF receiver.
- Control:**
- Online - using the SALUS Smart Home application and the UGE600 universal gateway
  - Offline (without internet connection) - with the C010RF coordinator use. In offline mode it can also work as a weekly or daily thermostat or as a hot water timer (with RX10RF module).
- Product advantages:**
- cooperates with the other elements of the SALUS Smart Home series
  - it has a TPI algorithm - a guarantee of precise temperature maintenance
  - you can create your own temperature schedules
  - it has an input for an additional temperature sensor (floor or air) or occupancy sensor
  - you can connect it at any stage of the investment
  - cooperation with the Amazon ALEXA system

Power supply	4 x AAA batteries
Temperature range	5 - 35°C
Display temperature accuracy	0.5°C
Control algorithm	TPI or Hysteresis: ±0.25°C or ±0.5°C
Communication	ZigBee 2.4 GHz
Dimension [mm]	86 x 86 x 29



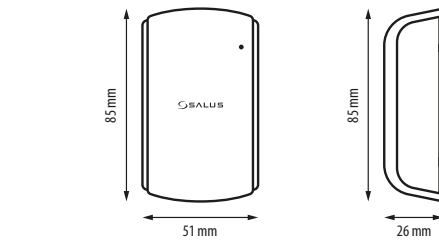
Temperature sensor  
TS600

615171349



- It is a surface-mounted sensor and a thermostat for wireless control of SALUS Smart Home devices. Installation and configuration are carried out using the SALUS Smart Home application, the UGE600 universal gateway is also required for operation. In Online mode it can communicate with devices such as: KL08RF wiring centre, mini TRV radiator head, RX10RF receiver, SR600 smart relay and SPE600 smart plug.
- Product advantages:**
- has an input for an additional sensor (floor or air temperature)
  - intuitive configuration of parameters in the application
  - work according to schedules created in the application

Power supply	2 x AA batteries
Temperature range	5 - 35°C
Display temperature accuracy	0.5°C (only in the app)
Control algorithm	TPI or Hysteresis: ±0.25°C or ±0.5°C
Communication	ZigBee 2.4 GHz
Dimension [mm]	51 x 85 x 26



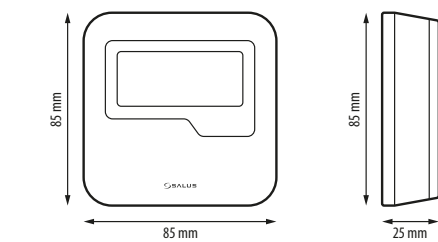
Wireless digital thermostat  
HTRP-RF(50)

615122626



- Surface-mounted thermostat for wireless control of devices from the SALUS Smart Home series, such as: KL08RF wiring centre, TRV radiator head and RX10RF receiver.
- Control:**
- Online - using the SALUS Smart Home application and the UGE600 universal gateway
  - Offline (without internet connection) - with the C010RF coordinator use. In offline mode it works as a weekly thermostat.
- Product advantages:**
- cooperates with the other elements of the SALUS Smart Home series
  - it has a TPI algorithm - a guarantee of precise temperature maintenance
  - you can create your own temperature schedules
  - it has an input for an additional temperature sensor (floor or air)
  - you can connect it at any stage of the investment

Power supply	2 x AA batteries
Temperature range	5 - 35°C
Display temperature accuracy	0.5°C
Control algorithm	TPI or Hysteresis: ±0.25°C or ±0.5°C
Communication	ZigBee 2.4 GHz
Dimension [mm]	85 x 85 x 25



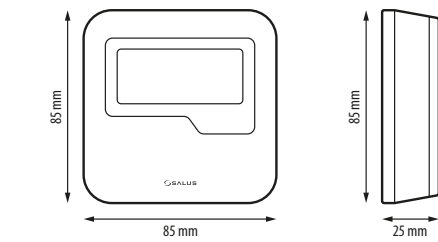
Wireless digital thermostat  
HTRS-RF(30)

615122625



- Surface-mounted thermostat for wireless control of devices from the SALUS Smart Home series, such as: KL08RF wiring centre, TRV radiator head and RX10RF receiver.
- Control:**
- Online - using the SALUS Smart Home application and the UGE600 universal gateway
  - Offline (without internet connection) - with the C010RF coordinator use. In offline mode it works as a daily thermostat.
- Product advantages:**
- cooperates with the other elements of the SALUS Smart Home series
  - it has a TPI algorithm - a guarantee of precise temperature maintenance
  - you can create your own temperature schedules
  - it has an input for an additional temperature sensor (floor or air)
  - you can connect it at any stage of the investment

Power supply	2 x AA batteries
Temperature range	5 - 35°C
Display temperature accuracy	0.5°C
Control algorithm	TPI or Hysteresis: ±0.25°C or ±0.5°C
Communication	ZigBee 2.4 GHz
Dimension [mm]	85 x 85 x 25



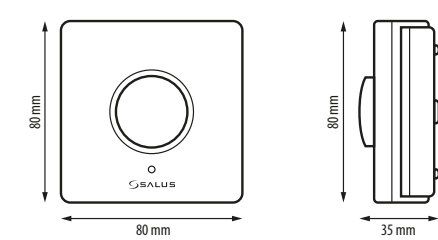
Wireless digital thermostat  
HTR-RF(20)

615122624



- Surface-mounted room thermostat. The wireless control of heating only with the KL08RF wiring centre.
- Control:**
- Online - using the SALUS Smart Home application and the UGE600 universal gateway
  - Offline (without internet connection) - with the C010RF coordinator use. In offline mode it works as a daily thermostat.
- Product advantages:**
- cooperates with the other elements of the SALUS Smart Home series
  - it has a TPI algorithm - a guarantee of precise temperature maintenance
  - you can create your own schedules in the app
  - you can connect it at any stage of the investment

Power supply	2 x AA batteries
Temperature range	5 - 32.5°C
Display temperature accuracy	0.5°C
Control algorithm	TPI or Hysteresis: ±0.25°C
Communication	ZigBee 2.4 GHz
Dimension [mm]	80 x 80 x 35





Wiring centre, for 8 zones  
KL08RF\*

615171432



The wiring centre works in a wireless connection with thermostats of the SALUS Smart Home series. It has built-in pump and boiler control outputs - works with NC or NO actuators.

You can connect 9 KL08RF wiring centres in one ZigBee network (Online or Offline).

\*Available in 24V version - KL08RF 24V

615171433



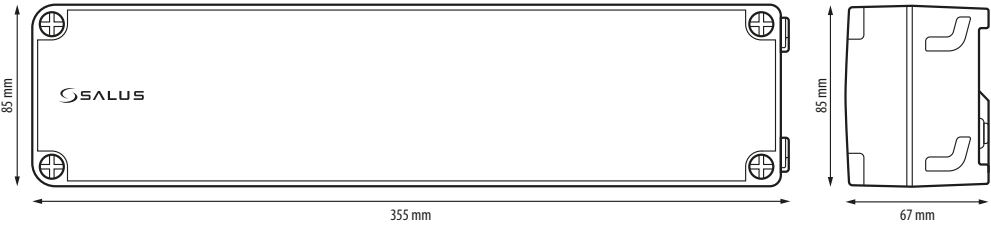
Control:

- Online - using the SALUS Smart Home application and the UGE600 universal gateway
- Offline - with the C010RF coordinator use (in set with the wiring centre)

Product advantages:

- control of 8 independent heating zones
- 24 outputs for connecting the actuators (3 per zone)
- works only with SALUS Smart Home series thermostats
- adaptation for mounting on a 35 mm DIN rail

Model	KL08RF	KL08RF24V
Power supply	230V AC 50 Hz	230V AC 50 Hz
Rating max	3 A	2 A
Inputs	Heating/cooling changeover Dew point	
Outputs	Pump (NO/COM) Boiler (NO/COM)	
Actuator outputs	230V	24V
Communication	ZigBee 2.4 GHz	
Dimension [mm]	355 x 85 x 67	



Wiring centre extension for KL08RF  
KL04RF

615171430

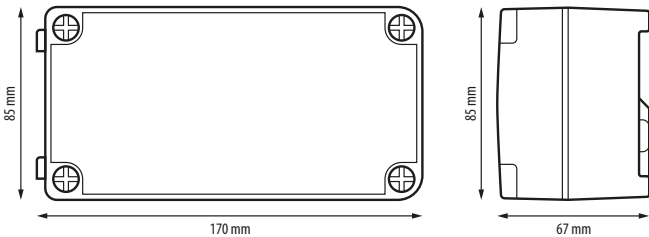


The KL04RF module is an extension to the KL08RF wiring centre by another 4 zones. It works only in connection with the KL08RF wiring centre - extends number of controlled zones up to 12.

Product advantages:

- adaptation for mounting on a 35 mm DIN rail
- works only with KL08RF wiring centre

Power supply	230V AC 50 Hz
Dimension [mm]	170 x 85 x 67



\*Available in 24V version - KL04RF 24V

615171431



Thermal actuator - normally closed NC  
T30NC / T28NC\*

T30NC 230V - 615211603 / T28NC - 615211500



\*Available in 24V version - T30NC 24V

615211606

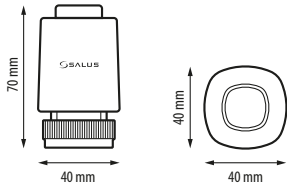


Actuators can be used e.g. with thermostatic valves in the manifold for underfloor heating or with zone valves. They allow cutting off the heating medium supply to a given element. They can cooperate directly with room thermostats or via wiring centres (wired or wireless). NC actuators are normally closed devices, which means that when there is no current, the actuator closes the loop. The condition of the actuator can be checked quickly thanks to the indicating element.

Product advantages:

- faster installation thanks to the 'FIRST OPEN' function
- short opening time - about 2 min
- it has adaptive stroke length - about 4 mm
- it has small size
- consumes a small amount of power

Model	T30NC230 / T28NC230	T30NC24
Power supply	230V AC 50 Hz /	24V AC/DC
Max. inrush current	200 mA / 200 ms	250 mA / 120 s
Power consumption	2W	
Type	NC = Normally closed	
Closing force	100 N (±10%)	
Opening time	about 2 min	
Adaptive stroke length [mm]	4	
Thread's size	M30x1.5 / M28x1.5	
Dimension [mm]	40 x 70 x 40	
Power cord length [cm]	89	



Thermal actuator - normally opened NO  
T30NO

T30NO 230V - 615211608



\*Available in 24V version - T30NO 24V

615211609

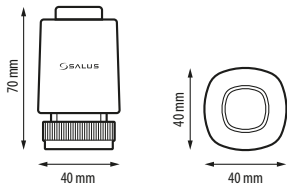


Actuators can be used e.g. with thermostatic valves in the manifold for underfloor heating or with zone valves. They allow cutting off the heating medium supply to a given element. They can cooperate directly with room thermostats or via wiring centres (wired or wireless). NO type actuators are normally open devices, which means that when there is no current, the actuator opens the loop. The condition of the actuator can be checked quickly thanks to the indicating element.

Product advantages:

- short opening time - about 2 min
- it has adaptive stroke length - about 4 mm
- it has small size
- consumes a small amount of power

Model	T30NO230	T30NO24
Power supply	230V AC 50 Hz /	24V AC/DC
Max. inrush current	200 mA / 200 ms	250 mA / 120 s
Power consumption	2W	
Type	NO = Normally opened	
Closing force	100 N (±10%)	
Opening time	about 2 min	
Adaptive stroke length [mm]	4	
Thread's size	M30x1.5 / M28x1.5	
Dimension [mm]	40 x 70 x 40	
Power cord length [cm]	89	



Auto balancing actuator  
THB23030

615210214



\*Available in 24V version - THB2430

615210215



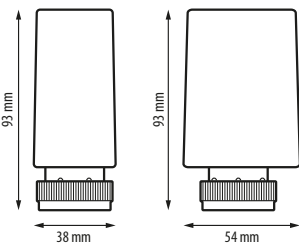
Self-regulating actuator dedicated for underfloor heating. It has two temperature sensors that are installed on the supply and return of the appropriate floor heating loop. It measures the temperature on the sensors and adjusts its operation to maintain the correct temperature difference between supply and return (ΔT).

Product advantages:

- easy to install on the manifold
- guarantees efficient heating even at different loop lengths
- has 2 contact sensors for measuring the flow and return temperature in the heating loop
- short opening time (about 30 seconds)
- consumes a small amount of power (less than 0,5 W)

Fits the most popular M30x1.5 thread size.

Model	THB23030	THB2430
Power supply	230V AC 50 Hz	24V AC/DC
Power consumption	0,5 W	
Opening time	30 seconds	
Protection class	IP54	
Thread's size	M30 x 1.5	
Dimension [mm]	93 x 38 x 54	
Power cord length [cm]	93	
Sensor cord length [cm]	45	



Thermostatics radiator valve (TRV)  
TRV10RFM / TRV28RFM / TRV10RAM

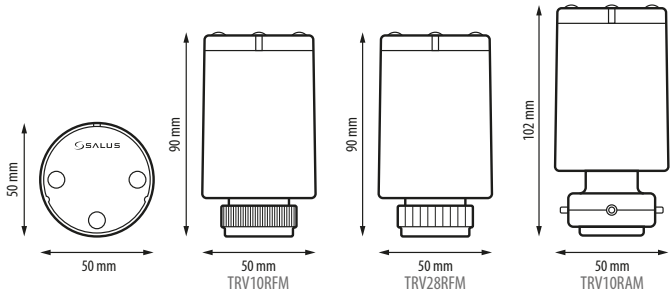
615170712 / 615170713 / 615170710



The electronic thermostatic head is used to control the radiator heating. An excellent replacement for a traditional manual thermostatic head. For proper operation of the TRV head, it is necessary to synchronize it with a wireless thermostat using the CO10RF coordinator or the UGE600 universal gateway (sold separately). The head paired with SALUS Smart Home series thermostats provides a feeling of warmth and comfort throughout the entire room, not just the radiator.  
Up to 6 heads can be paired with one thermostat in one room.

- Product advantages:**
- auto-fitting to the valve insert
  - key lock (ideal when you have children)
  - antifreeze protection

Power supply	2 x AA batteries
Communication	ZigBee 2.4 GHz
Thread size	10RFM - M30 x 1.5 28RFM - M28 x 1.5 10RAM - Danfoss RA
Dimension [mm]	10RFM - 50 x 90 x 50 28RFM - 50 x 90 x 50 10RAM - 50 x 102 x 50



Tamper-proof housing for TRV heads  
TP10 / TP28-30

615171382 / 615171381



Solid shields protecting TRV heads against theft or unnecessary manipulation. Ideal for use in public buildings (e.g. schools, hospitals). The TP10 model is designed for the TRV10RAM head - in set with mounting screws and ABS plastic housing. Model TP28-30 is designed for TRV10RFM and TRV28RFM heads - in set with mounting screws, allen key and metal clamps.

- Product advantages:**
- fast and easy mounting
  - theft protection



Heat source control module - receiver  
RX10RF

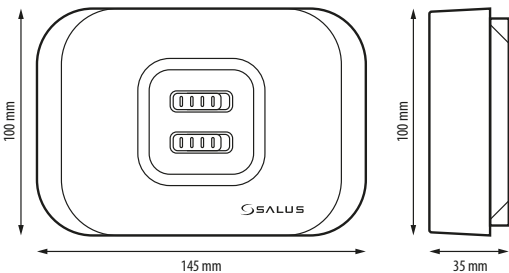
615171354



The module is the executive element in the SALUS Smart Home system and is started on the basis of a heating signal from thermostats from the same network. It can replace the wired connection between KL08RF wiring centre and the boiler. In a system with heads, TRV is an optional element that activates the heat source.  
For RX10RF to work with SALUS Smart Home wireless thermostats, it must be used together with the CO10RF coordinator (Offline) or the UGE600 universal gateway (Online) and the SALUS Smart Home application.

- The module can work as a receiver:**
- groups of thermostats (RX1 mode) - reacts to the command to heat any thermostat in the ZigBee network (heat source control)
  - one thermostat (RX2 mode) - reacts to the command to heat only one thermostat in the ZigBee network (controlling one zone or hot water timer in combination with thermostats VS10..RF / VS20..RF)

Power supply	230V AC 50 Hz
Rating max	16 (5) A
Output	NO/COM
Communication	ZigBee 2.4 GHz
Dimension [mm]	145 x 100 x 35



Smart Plug  
SPE600

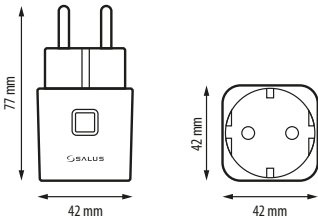
615171350



The intelligent plug is connected directly to the electric socket (as an extension) - it gives the possibility to control the device plugged into it. It should be used together with the UGE600 universal gateway and the SALUS Smart Home application.

- Product advantages:**
- Amazon ALEXA voice control
  - overload protection
  - works as a repeater for ZigBee network
  - measures the power consumption of connected devices
  - has a programmable schedule in the application SALUS Smart Home
  - history of energy consumption (as a chart in the Smart Home application)

Power supply	230V AC 50 Hz
Rating max	16 A
Plug and Socket type	EU Schuko
Communication	ZigBee 2.4 GHz
Dimension [mm]	42 x 77 x 42



Smart Relay / Roller shutter  
SR600 / RS600

615171351 / 615173700



**Smart Relay SR600** is a remote-controlled device, designed to work in a switch box, wall socket or where there is a need to control a receiver with a maximum load of 16A. It should be used together with the UGE600 universal gateway and the SALUS Smart Home application.

- Product advantages:**
- remote relay for voltage devices (boilers, pumps, valves, actuators, lighting and other 230V devices)
  - remote relay for voltage free devices
  - (alarm control panels, gate controllers, opening sensors and others)
  - works as a repeater for ZigBee network
  - can be used as a "smart input" to the system (you can activate OneTouch rules)
  - has a programmable schedule in the application SALUS Smart Home

**Roller shutter RS600** controls drives of window blinds, curtains or lighting with a maximum load of 5A. The device is factory prepared for controlling 230V AC drives. Special operating modes can be programmed in the RS600 using the SALUS Smart Home application, in which case it must be connected to the UGE600 universal gateway. It can work with various types of switches.

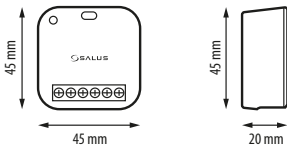
- Product advantages:**
- controls roller shutter drives - closing roller blinds throughout the house (One Touch rule)
  - controls lighting - works with different types of switches
  - flush mounting or in SRS600 housing possible
  - works as a repeater for ZigBee network housingage

SR600

Power supply	230V AC 50 Hz
Rating max	16 (5) A
Output	NO/COM
Inputs	S1, S2
Communication	ZigBee 2.4 GHz
Dimension [mm]	45 x 45 x 20

RS600

Power supply	230V AC 50 Hz
Rating max	5 (2) A
S1, S2 inputs	230V AC 50 Hz
SL1, SL2 outputs	230V AC 50 Hz
Communication	ZigBee 2.4 GHz
Dimension [mm]	45 x 45 x 20



Window/door sensors (slim and standard)  
SW600 / OS600

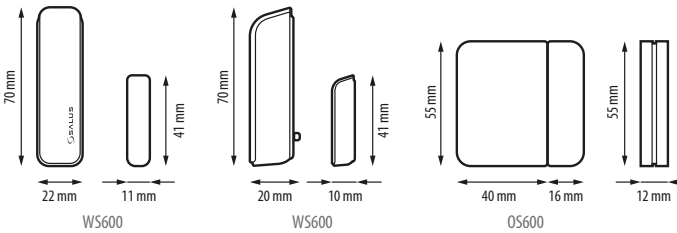
615171384 / 615171357



The wireless sensor is used to signal the opening of windows / doors. It should be used together with the UGE600 universal gateway and the SALUS Smart Home application. In combination with thermostats, it automatically switches the heating off for ventilation time.

- Product advantages:**
- free status change notifications (SMS, @)
  - history of open/close states in the SALUS Smart Home application

SW600 power supply	1 x CR2
OS600 power supply	1 x CR3032
Max. Magnet Gap (distance)	25 mm
Communication	ZigBee 2.4 GHz
SW600 Dimension [mm]	Sensor: 22 x 70 x 20 Magnet: 11 x 41 x 10
OS600 Dimension [mm]	Sensor: 55 x 40 x 12 Magnet: 55 x 16 x 12





Water leak sensor

WLS600

615170401

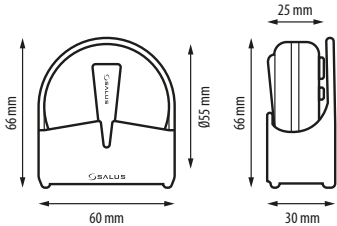


The sensor is used to detect the presence of water on the surface under the sensor or on the contacts of wires connected to the sensor. Depending on the needs, it can be placed horizontally or vertically. The wires are attached to the sensor through a handle. WLS600 must be used with the UGE600 universal gateway and the SALUS Smart Home application.

Product advantages:

- by connecting to the application, it gives you the opportunity to receive free notification of leakage and / or flooding (SMS, e-mail)
- is completely waterproof
- has various mounting options (accessories included)
- works according to OneTouch rules (e.g. close the valve when you detect a water leak)

Power supply	1 x CR2
Communication	ZigBee 2.4 GHz
External sensor length	2 m
Sensor Dimension [mm]	H=25, Ø=55
Case Dimension [mm]	60 x 66 x 30



Motion sensor

MS600

615171386

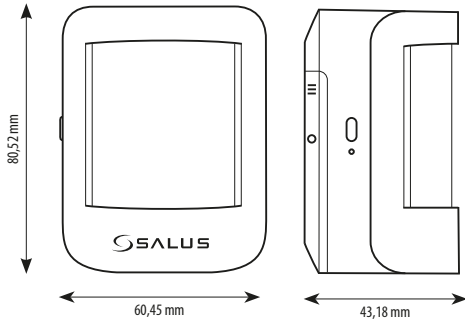


MS600 is a motion detector. The sensor requires the UGE600 internet gateway and SALUS Smart Home application. Through the application we can remotely monitor motion in the room and receive SMS/email notifications. Thanks to the OneTouch rules and devices such as SPE600 or SR600, the motion sensor can switch ON/OFF any electrical device, e.g. switching on light after detection of movement on stairs.

Product advantages:

- up to 3 years of sensor operation on one battery
- It supports the pet immunity function (up to 36 kg)
- OneTouch rules operation (e.g. when motion is detected after sunset, activate lighting for a certain period of time)

Power supply	1 x CR123A
Communication	ZigBee 2.4 GHz
Detection distance	8 meters
Detection angle	80°
Dimensions [mm]	60.45 x 80.52 x 43.18



SMART HOME

Smoke detector

SD600

615170402

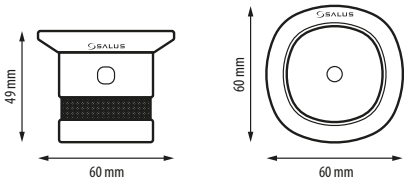


The sensor detects the presence of smoke in real time. It can be used as a stand-alone device (without the UGE600).

Product advantages:

- alerts when a threat is detected (audible and visual alarm)
- synchronized with the UGE600 gateway and the SALUS Smart Home application, it gives the possibility to notify about the event (SMS and e-mail)
- functional warning system (to be used e.g. in hotels, warehouses)

Power supply	1 x CR123A
Communication	ZigBee 2.4 GHz
Sound level	≥ 85dB
Working temperature	-10 - 50°C
Humidity	≤ 95%
Dimension [mm]	60 x 60 x 49



Button - activator for OneTouch rules (single / double)

CSB600 / SB600

615171359 / 615171353



The wireless button is used to run OneTouch rules in the SALUS Smart Home system. For its operation, the UGE600 universal gateway and the SALUS Smart Home application are required. It has the option of receiving a free notification of the event (SMS, e-mail).

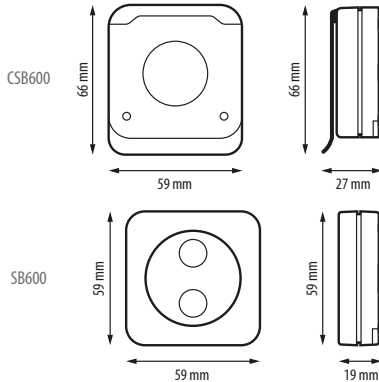
CSB600 product advantages:

- has the ability to work as an emergency button - sending an SMS notification
- it can be the switch of one event (OneTouch rules) - e.g. turn off heating, start the schedule, turn on the light for a specific time
- activation of one OneTouch rule without running the SALUS Smart Home application

SB600 product advantages:

- can be a trigger for two events (OneTouch rules)
- activation of 2 different OneTouch rules without running the SALUS Smart Home application
- has the ability to work as a lighting switch and switch

Power supply	2 x AAA batteries
Communication	ZigBee 2.4 GHz
CSB600 Dimension [mm]	59 x 66 x 27
SB600 Dimension [mm]	59 x 59 x 19



Wireless temperature sensor

PS600

615171387

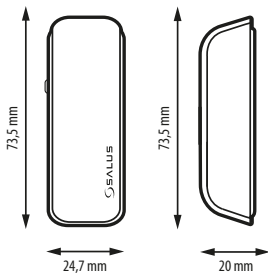


The PS600 temperature sensor - in relation to the measured temperature - allows to control products connected to the SPE600 smart plugs or SR600 smart relays e.g. pumps, valves, actuators etc. The large measuring range of the sensor is an important feature and offers a wide range of applications for heating, cooling, temperature monitoring and OneTouch events/rules trigger within the system. The sensor requires the UGE600 internet gateway and SALUS Smart Home application.

Product advantages:

- sensor probe is designed to be mounted on a 15-18mm pipe
- removable sensor buckle allows you to place it e.g. in a electrical conduit
- works according to the OneTouch rules (e.g. switch off the pump, when temperature drops below 25°C)

Power supply	1 x CR2
Wireless communication	ZigBee 2.4 GHz
Measuring range	-50°C - 100°C
Cable length	470 mm
Dimensions [mm]	73.5 x 24.7 x 20



ZigBee network repeater

RE600 / RE10RF

615171355 / 615171356



Repeater increases the ZigBee network signal range for SALUS Smart Home devices. The device is helpful in installations where distances or obstacles (e.g. thick walls, metal elements) can impair wireless connectivity.

RE600 can be used:

- Online - using the SALUS Smart Home application and the UGE600 universal gateway

RE10RF can be used:

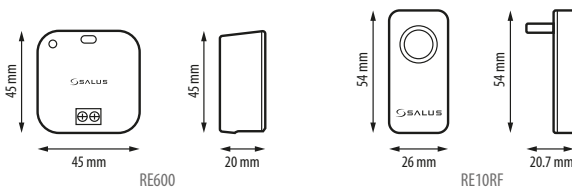
- Online - using the SALUS Smart Home application and the UGE600 universal gateway
- Offline - with CO10RF coordinator

Product advantages:

- increases the range of the ZigBee network
- recommended for a large number of battery devices in the network
- The RE600 can be mounted in a subtle housing (included), optionally in a Ø 60 box
- RE10RF has a power supply adapter included

RE600	
Power supply	230V AC 50 Hz
Communication	ZigBee 2.4 GHz
Dimension [mm]	45 x 45 x 20

RE10RF	
Power supply	5V DC
Dimension [mm]	54 x 26 x 20.7



An elegant housing for mounting SR600 / RS600 / RE600

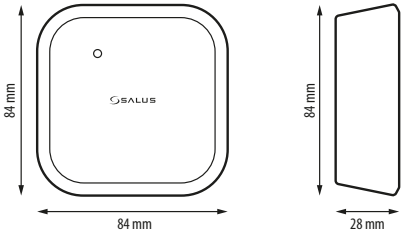
SRS600

615171383



It allows mounting SR600, RS600 or RE600 products on a wall or ceiling. The handle also works as a housing.

- Product advantages:**
- device protection against external damage
  - cords protection against pulling out



Tamper-proof housing for VS20WRF/VS20BRF thermostat

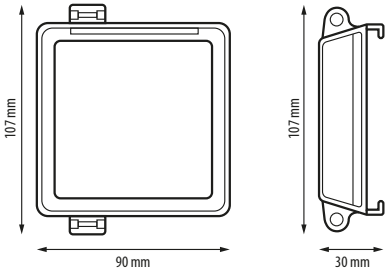
VSTC

615171380



Protective housing against theft or unnecessary tampering with the VS20WRF / VS20BRF battery thermostat.

- Product advantages:**
- made of plastic



Fan coil thermostat

FC600

615170500



Multifunctional device designed to control 2 or 4-pipe fan coils, trench heaters or water heaters, which have a built-in fan. The thermostat controls the fan and valves to maintain the set temperature in the room.

- Product advantages:**
- factory configured as daily, with the possibility of work as a weekly
  - it can be controlled locally or via the Internet (using the SALUS Smart Home application and the UGE600 gateway)
  - has settings memory in case of power loss
  - works according to a previous set hysteresis or energy-saving TPI control algorithm
  - Amazon ALEXA voice control (temperature control)
  - work as a repeater increasing the range of the ZigBee network
  - mounting in a  $\varnothing$  60 mm wall box

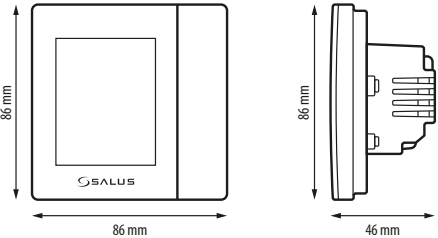
5 YEAR WARRANTY

230V

ZIGBEE

ONLINE OFFLINE

Power supply	230V AC 50 Hz
Rating max	5 (2) A
Control outputs: - Fan Speed control (I, II, III gear) - Valve actuator (cooling/heating)	230 V AC 50 Hz
Temperature range	5 - 40°C
Display temperature accuracy	0.1°C or 0.5°C
Communication	ZigBee 2.4 GHz
Dimension [mm]	86 x 86 x 46
Thickness after mounting in wall box $\varnothing$ 60 [mm]	16.5



External antenna for KL08RF wiring centre

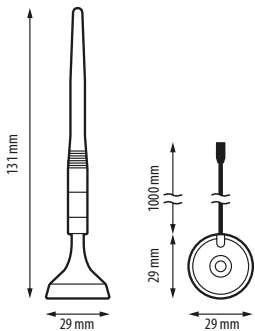
08RFA

615171361



- Product advantages:**
- increases the range of the communication signal
  - enables quick assembly with a built-in magnet
  - simple and easy to install

Dimension [mm]	H=131 Ø=29
Cord length [cm]	100
Mounting	magnetic
Plug	SMA-K



ZigBee network coordinator

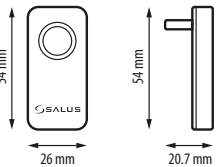
C010RF

615171360



C010RF coordinates the work of wireless heating devices in offline mode. Necessary to create a ZigBee network. Provides wireless control of all devices. One C010RF can support up to 30 thermostats, 9 wiring centres and 90 radiator heads. If there are more than 32 battery-powered devices in the network (e.g. thermostats, thermostatic heads) or the distances between devices cause connectivity problems, the system should be equipped with an additional RE10RF repeater.

Power supply	5V DC
Dimension [mm]	54 x 26 x 20.7



The module is designed for fans with an EC motor

FC600-M 0-10V

515251830

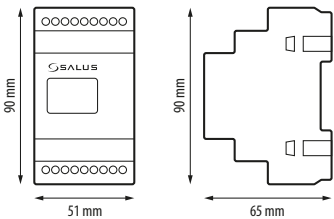


Module for fan coils, trench heaters or heaters with fans controlled by 0-10V signal. It complements the main controller SALUS FC600. The module smoothly controls the fan speed by setting the control voltage in the range of 0 ... 10V. The device controls two electric actuators (heating and cooling valve).

- Product advantages:**
- controls fans with EC motor
  - converting the valves signal from 230V to 24V DC
  - silent operation of the controlled device (thanks to smooth adjustment between fan speeds)
  - has control inputs adapted for FC600 thermostat

24V

Power supply	24V DC
Inputs: - F1, F2, F3: Low/Medium/High fan speeds - V1, V2: Valve inputs (heating and cooling)	230V AC
Outputs: - Fan power supply - Fan control - Valve outputs (heating and cooling)	24V DC; 6.5 A 0...10V 24V DC; 1 A
Mounting	DIN rail 35 mm
Dimension [mm]	51 x 90 x 65



OneTouch rules

They give you the freedom to create scenarios. Intuitive commands in the application make it easy to create the perfect day. Know our system in practice. Look at some ready-made solutions and get inspired to create your own.

Morning 07:00

A nice morning will put you in a good mood for all day.

- Set the temperature that best stimulates you to actions.
- Activate garden sprinkling.
- Gradually open the blinds and let the light into your home.
- Take care of hot water. Turn on the hot water timer.

Out of home 08:30

A button that activates everything with a single click.



- Turn off lighting throughout the house.
- Close the shutters according to your preferences
- Save energy and turn off the hot water pump.

Back at home 17:00

Prepare your home for your return: automatically when you deactivate the alarm or sooner - from the SALUS Smart Home application.

- Raise the temperature and turn on the hot water pumps.
- Enjoy the perfect temperature and hot water after returning.
- Raise the blinds.

Evening 22:00

Nice evening and a peaceful sleep. Bring them to your home.

- Change the temperature to night time - economic.
- Turn on the sprinklers in the garden.
- Turn on outdoor lighting as the sun sets.



# PRODUCT ROADMAP

## WHICH THERMOSTATS YOU CAN CONNECT WITH?

### EXPERT NSB SERIES

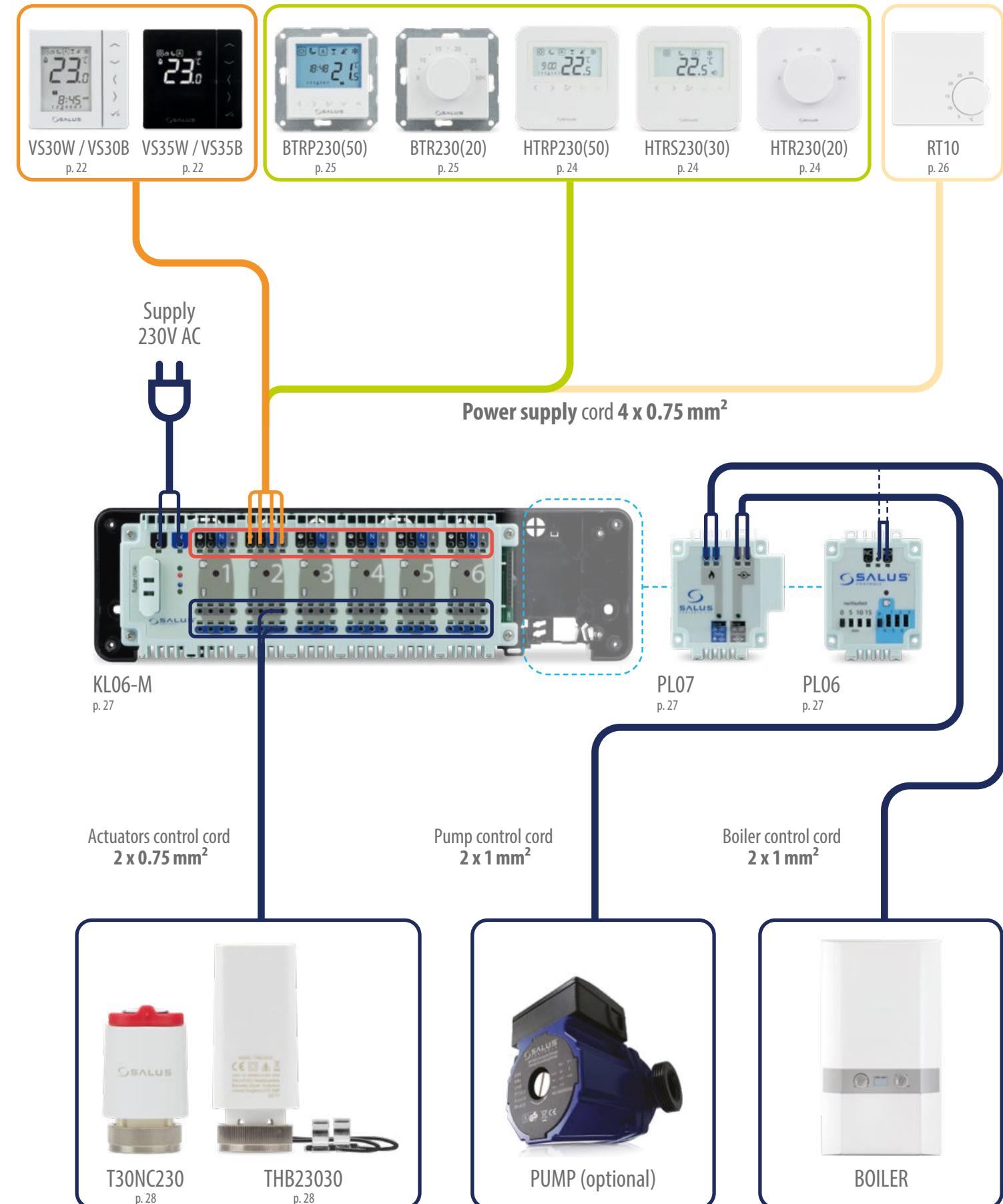
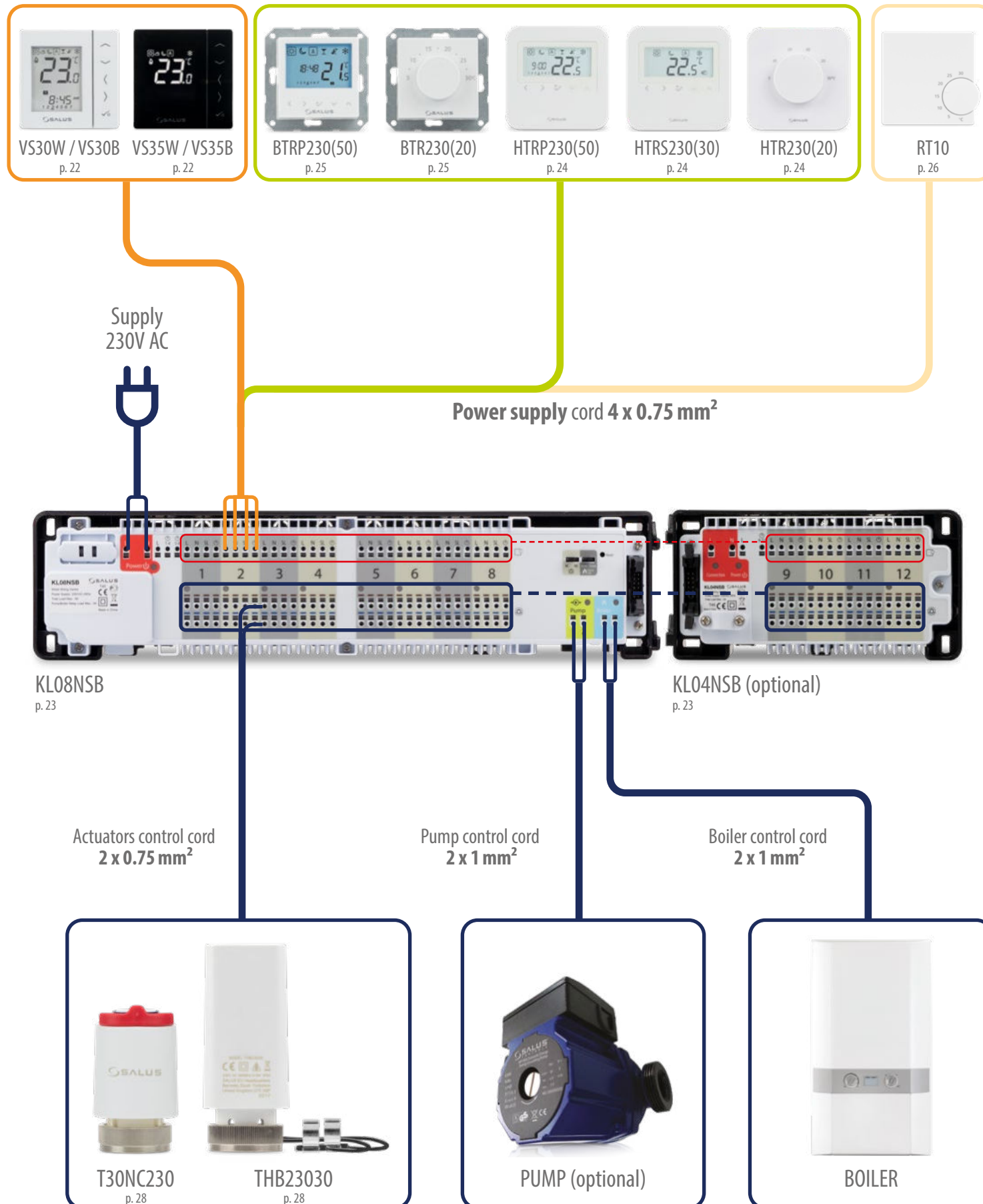
### EXPERT HTR SERIES

### EXPERT SERIES

### EXPERT NSB SERIES

### EXPERT HTR SERIES

### EXPERT SERIES



Detailed wiring diagrams on pages: 48-63.

# Wired digital programmable thermostat

## VS30W / VS30B

615132931 / 615132930



Two colour versions: black and white

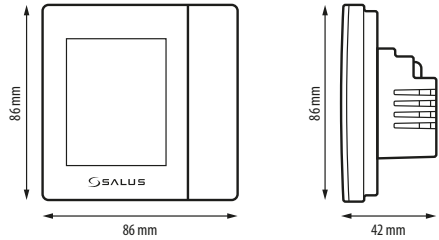
Flush-mounted thermostat dedicated for surface heating / cooling control, characterized by high thermal inertia. It is connected to the wiring centre. It has the function of creating your own schedules. It can control daily thermostats - via wiring centre it sends them an NSB signal and switches them to economic temperature. Then the time schedule is common to all thermostats (according to the weekly thermostat), while temperatures are set individually on each thermostat.

**Product advantages:**

- has a PWM control algorithm
- protection against too high or too low temperature using an additional FS300 floor sensor
- valve protection function
- an input for the additional temperature sensor
- has frost protection mode
- working with actuators of both types - NC and NO
- mounting in a φ 60 mm wall box

The thermostat works with the KL08NSB or KL06-M (230V) wiring centre.


Power supply	230V AC 50 Hz
Rating max	3 A
Output signal	230V AC 50 Hz
Temperature range	5 - 35°C
Display temperature accuracy	0.5°C
Control algorithm	PWM or Hysteresis: ±0.25°C or ±0.5°C
Communication	Wired
Dimension [mm]	86 x 86 x 42



# Wiring centre, for 8 zones

## KL08NSB

615131403



The wiring centre allows easy and quick connection of wired thermostats and actuators by the PLUG-IN method. It has an integrated pump and boiler control module and overload protection. The wiring centre is adapted to work with NC (normally closed) and NO (normally opened) actuators.

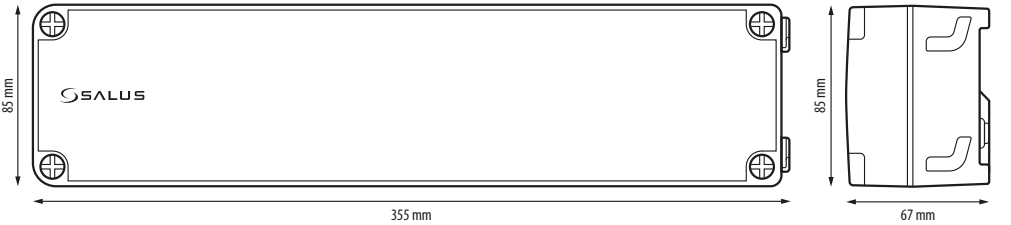
\*Available in 24V version - **KL08NSB 24V**  
615131405



**Product advantages:**

- control of 8 independent heating zones
- 32 outputs for connecting the actuators (4 per zone)
- has the ability to connect an external clock
- it can be expanded with a KL04NSB module
- the ability to control the boiler and pump operation
- it has a protection for wires against breaking out
- adaptation for mounting on a 35 mm DIN rail

Power supply	230V AC 50 Hz
Rating max	3 A
Outputs	Pump (NO/COM) Boiler (NO/COM) UFH thermal actuators (230 V)
Dimension [mm]	355 x 85 x 67



NSB SERIES

# Wired digital thermostat - non-programmable

## VS35W / VS35B

615132933 // 615132932



Two colour versions: black and white

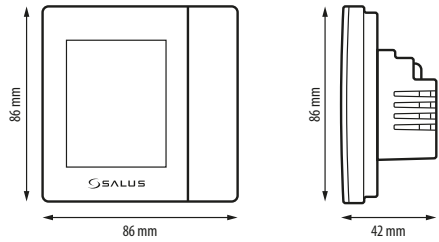
Concealed room thermostat dedicated for surface heating / cooling control, characterized by high thermal inertia. It is connected to the wiring centre. The thermostat does not have the function of creating schedules - it lowers the set temperature via wiring centre after receiving the NSB signal from the weekly thermostat.

**Product advantages:**

- has a PWM control algorithm
- protection against too high or too low temperature using an additional FS300 floor sensor
- valve protection function
- an input for the additional floor sensor
- working with actuators of both types - NC and NO
- mounting in a φ 60 mm wall box

The thermostat works with the KL08NSB or KL06-M (230V) wiring centre.

Power supply	230V AC 50 Hz
Rating max	3 A
Output signal	230V AC 50 Hz
Temperature range	5 - 35°C
Display temperature accuracy	0.5°C
Control algorithm	PWM or Hysteresis: ±0.25°C or ±0.5°C
Communication	Wired
Dimension [mm]	86 x 86 x 42



# Wiring centre extension for KL08NSB

## KL04NSB

615131400



\*Available in 24V version - **KL04NSB 24V**  
615131406

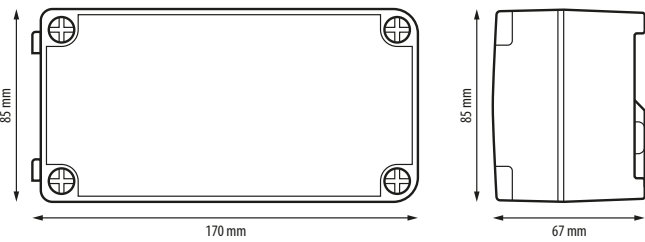


The module is an extension to the KL08NSB wiring centre with another 4 heating zones. Increases the functionality of the combined set to 12 individually controlled heating zones.

**Product advantages:**

- it can only work with the KL08NSB wiring centre connection
- 4 additional heating zones and 16 outputs for actuators
- has the ability to connect an external clock
- it has a protection for wires against breaking out
- adaptation for mounting on a 35 mm DIN rail

Power supply	230V AC 50 Hz
Dimension [mm]	170 x 85 x 67





Wired digital thermostat - programmable  
HTRP230(50)\*

615122922

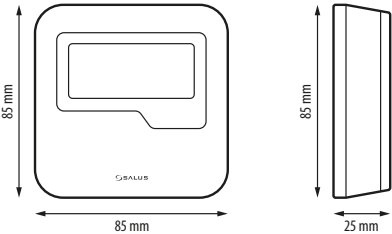


Surface-mounted (or on a flush-box) thermostat dedicated for surface heating / cooling control, characterized by high thermal inertia. It is connected to the wiring centre. It has the function of creating your own schedules. It can control daily thermostats - via wiring centre it sends them an NSB signal and switches them to economic temperature. Then the time schedule is common to all thermostats (according to the weekly thermostat), while temperatures are set individually on each thermostat.

- Product advantages:**
- absolutely silent operation (TRIAC)
  - has a PWM control algorithm
  - protection against too high or too low temperature using an additional FS300 floor sensor
  - protection of thermostatic valves against stagnation (VP)
  - an input for the additional temperature sensor
  - has frost protection mode

The HTRP230 (50) thermostat works with KL08NSB or KL06-M (230V) wiring centres  
The HTRP24 (50) thermostat works with the KL0624V wiring centre

Model	HTRP230(50)	HTRP24(50)
Power supply	230V AC 50 Hz	24V AC 50 Hz
Rating max	0.5 A	1.5 A
Output signal	230V AC 50 Hz	24V AC 50 Hz
Temperature range	5 - 35°C	
Display temperature accuracy	0.5°C	
Control algorithm	PWM or Hysteresis: ±0.25°C or ±0.5°C	
Communication	Wired	
Dimension [mm]	85 x 85 x 25	



\*Available in 24V version - **HTRP24(50)**  
615122924



Wired digital thermostat - non-programmable  
HTRS230(30)

615122921

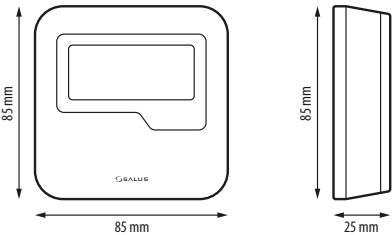


Surface-mounted (or on a flush-box) room thermostat dedicated for surface heating / cooling control, characterized by high thermal inertia. It is connected to the wiring centre. The thermostat does not have the function of creating schedules - it lowers the set temperature via wiring centre after receiving the NSB signal from the weekly thermostat.

- Product advantages:**
- absolutely silent operation (TRIAC)
  - has a PWM control algorithm
  - protection of thermostatic valves against stagnation (VP)
  - has frost protection mode

The HTRP230 (30) thermostat works with KL08NSB or KL06-M (230V) wiring centres

Zasilanie	230V AC 50 Hz
Power supply	0.5 A
Output signal	230V AC 50 Hz
Temperature range	5 - 35°C
Display temperature accuracy	0.5°C
Control algorithm	PWM or Hysteresis: ±0.25°C or ±0.5°C
Communication	Wired
Dimension [mm]	85 x 85 x 25



Wired electronic thermostat - non-programmable  
HTR230(20)\*

615122920

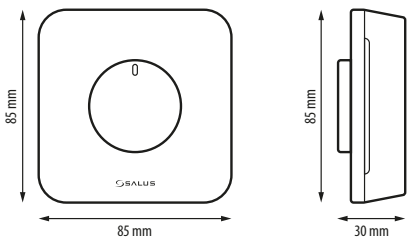


Surface-mounted (or on a flush-box) room thermostat dedicated for surface heating / cooling control, characterized by high thermal inertia. It is connected to the wiring centre, through which you can lower the set temperature on it, receiving a signal NSB (night temperature reduction) from the weekly thermostat.

- Product advantages:**
- absolutely silent operation (TRIAC)
  - has a PWM control algorithm
  - has the function of lowering the NSB temperature at night
  - protection of thermostatic valves against stagnation (VP)

The HTRP230 (20) thermostat works with KL08NSB or KL06-M (230V) wiring centres  
The HTRP24 (20) thermostat works with the KL0624V wiring centre

Model	HTR230(20)	HTR24(20)
Power supply	230V AC 50 Hz	24V AC 50 Hz
Rating max	0.5 A	1.5 A
Output signal	230V AC 50 Hz	24V AC 50 Hz
Temperature range	5 - 30°C	
Control algorithm	PWM or Hysteresis: ±0.5°C	
Communication	Wired	
Dimension [mm]	85 x 85 x 30	



\*Available in 24V version - **HTR24(20)**  
615122923



Wired, flush-mounted, digital thermostat - programmable  
BTRP230(50)

615122911

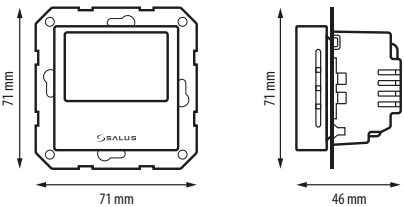


Flush-mounted room thermostat for installation in a 55x55 mm frame dedicated for surface heating / cooling control, characterized by high thermal inertia. It is connected to the wiring centre. It has the function of creating your own schedules. It can control daily thermostats - via wiring centre it sends them an NSB signal and switches them to economic temperature. Then the time schedule is common to all thermostats (according to the weekly thermostat), while temperatures are set individually on each thermostat.

- Product advantages:**
- absolutely silent operation (TRIAC)
  - has a PWM control algorithm
  - protection against too high or too low temperature using an additional FS300 floor sensor
  - protection of thermostatic valves against stagnation (VP)
  - an input for the additional temperature sensor
  - has frost protection mode
  - mounting in a φ 60 mm wall box

The thermostat works with the KL08NSB or KL06 (230V) wiring centres

Power supply	230V AC 50 Hz
Rating max	0.5 A
Output signal	230V AC 50 Hz
Temperature range	5 - 35°C
Display temperature accuracy	0.5°C
Control algorithm	PWM or Hysteresis: ±0.25°C or ±0.5°C
Communication	Wired
Dimension [mm]	71 x 71 x 46



Wired, flush-mounted, electronic thermostat - non-programmable  
BTR230(20)

615122910

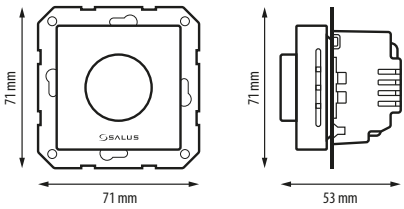


Flush-mounted room thermostat for installation in a 55x55 mm frame dedicated for surface heating / cooling control, characterized by high thermal inertia. It is connected to the wiring centre. The thermostat does not have the function of creating schedules - it lowers the set temperature via wiring centre after receiving the NSB signal from the weekly thermostat.

- Product advantages:**
- absolutely silent operation (TRIAC)
  - has a PWM control algorithm
  - changes the temperature according to the weekly thermostat command
  - protection of thermostatic valves against stagnation (VP)
  - mounting in a φ 60 mm wall box

The thermostat works with the KL08NSB or KL06 (230V) wiring centres

Power supply	230V AC 50 Hz
Rating max	0.5 A
Output signal	230V AC 50 Hz
Temperature range	5 - 30°C
Control algorithm	PWM or Hysteresis: ±0.5°C
Communication	Wired
Dimension [mm]	71 x 71 x 53




CHOOSE  
YOUR STYLE



Berker, Ospel and Simon frames were used for the photos.

Wired electronic thermostat - non-programmable  
ERT2024V

615112972

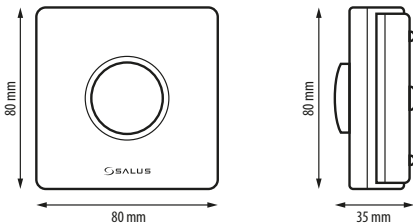


Surface-mounted room thermostat dedicated for surface heating / cooling control, characterized by high thermal inertia. It is connected to a 24V wiring centre. Via wiring centre it is possible to lower the set temperature on it, receiving a signal NSB (night temperature reduction) from the weekly thermostat.

- Product advantages:**
- has a PWM control algorithm
  - valve protection function
  - easy to install and easy to use
  - has a knob backlight when it is sending a signal to work

The thermostat works with the KL0624V wiring centre

Power supply	24V AC 50 Hz
Rating max	10 (3) A
Output signal	24V AC 50 Hz
Temperature range	5 - 30°C
Control algorithm	Hysteresis: ±0.5°C
Communication	Wired
Dimension [mm]	80 x 80 x 35



230V wiring centre (6 zones) with pump module  
KL06 + PL06

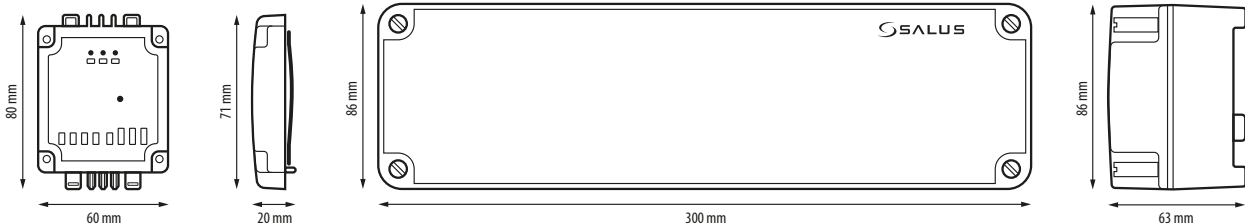
615111404



The set consists of a 230V wiring centre together with pump or boiler control module.

- Product advantages:**
- control of 6 independent heating zones
  - 24 outputs for connecting the actuators (4 per zone)
  - convenient installation of wires by using the PLUG-IN method
  - adaptation for mounting on a 35 mm DIN rail
  - has integrated overload protection
  - possible selection of which zone starts the module first
  - very easy and quick module mounting in the wiring centre

<b>Wiring centre:</b>	
Power supply	230V AC 50 Hz
Rating max	2 (1) A
Outputs	Thermoelectric actuators (230V)
Dimension [mm]	300 x 86 x 63
<b>Module:</b>	
Power supply	From KL06 wiring centre
Rating max	5 (2) A
Output signal	NO/COM/NC
Dimension [mm]	60 x 80 x 20



EXPERT SERIES

Wired electronic thermostat - non-programmable  
RT10230V\*

615112920

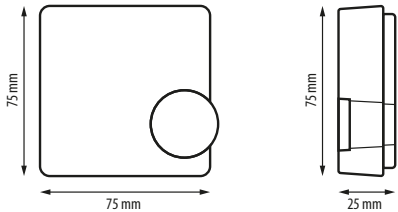


Surface-mounted (or on a flush-box) room thermostat dedicated for surface heating / cooling control, characterized by high thermal inertia. It is connected to the wiring centre. Via wiring centre it is possible to lower the set temperature on it, receiving a signal NSB (night temperature reduction) from the weekly thermostat.

- Product advantages:**
- has a PWM control algorithm
  - protection of thermostatic valves against stagnation (VP)
  - easy to install and easy to use

The RT10230V thermostat works with KL08NSB or KL06-M (230V) wiring centres  
The RT1024V thermostat works with the KL0624V wiring centre

Model	RT10230V	RT1024V
Power supply	230V AC 50 Hz	24V AC 50 Hz
Rating max	10 (2) A	10 (3) A
Output signal	230V AC 50 Hz	24V AC 50 Hz
Temperature range	5 - 30°C	
Control algorithm	PWM or Hysteresis: ±0.5°C	
Communication	Wired	
Dimension [mm]	75 x 75 x 25	



Boiler and pump control module for KL06 wiring centre  
PL07

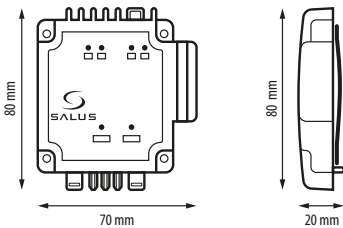
615111806



The PL07 module increases the capabilities of the KL06 wiring centre. It is used to control the circulation pump and the boiler by means of voltage-free COM / NO output contacts. The COM / NO contacts close when any of the thermostats connected to the wiring centre indicate heat demand. Otherwise, output COM/NO relay contacts are opened.

- Product advantages:**
- very easy and quick assembly into the wiring centre
  - individual pump and boiler control
  - adaptation to work with both voltages - 230V and 24V of KL06

Power supply	From KL06 wiring centre
Rating max	5 (2) A
Output signal	2 x NO/COM
Dimension [mm]	70 x 80 x 20



Wiring centre, for 6 zones  
KL06-M\*

615111401



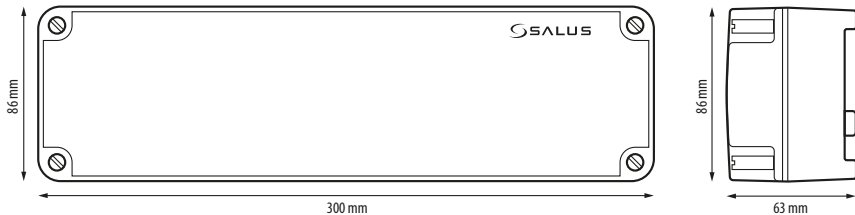
- Product advantages:**
- control of 6 independent heating zones
  - 24 outputs for connecting the actuators (4 per zone)
  - the ability to control the boiler and pump operation (via PL06/PL07 module sold separately).

KL06-M and KL0624V wiring centres has adaptation for mounting on a 35 mm DIN rail.

KL0624V wiring centre in the set has included a transformer (230 / 24V).

Model	KL06-M	KL0624V
Power supply	230V AC 50 Hz	24V AC 50 Hz
Rating max	2 (1) A	
Output signal	230V	24V
Dimension [mm]	300 x 86 x 63	

<b>Supply 24V version:</b>	
Power supply	230V AC 50 Hz
Output voltage	24V AC 50 Hz
Rated power	80VA
Dimension [mm]	81 x 90 x 68



Pump or boiler control module for KL06 wiring centre  
PL06

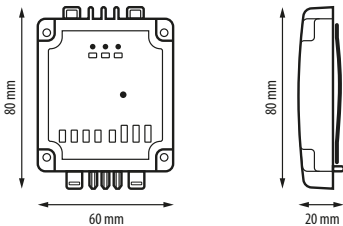
615111805



The PL06 module increases the functionality of the KL06 wiring centre. It is used to control the circulation pump (or boiler) with the potential-free NC / COM / NO output contacts. The COM / NO output closes when any of the thermostats connected to the terminal has a demand for heat. Otherwise, output COM/NO relay contacts stay opened.

- Product advantages:**
- very easy and quick assembly into the wiring centre
  - possible selection of which zone starts the module first
  - adaptation to work with both voltages - 230V and 24V of KL06

Power supply	From KL06 wiring centre
Rating max	5 (2) A
Output signal	NO/COM/NC
Dimension [mm]	60 x 80 x 20



\*Available in 24V version - KL0624V  
615111407





Flush-mounted thermostat for wired control of heating devices

WQ610

615292903



WQ610 is maintaining comfortable conditions in the room according to pre-programmed schedule or a fixed temperature setpoint set by user. This thermostat needs wired/direct connection to the boiler or other heating device.

- WQ610 offers two connection variants:
- Activation of the heat source by built-in volt-free relay (ON/OFF)
  - Boiler output modulation via OpenTherm communication protocol (OT+ 4.0)

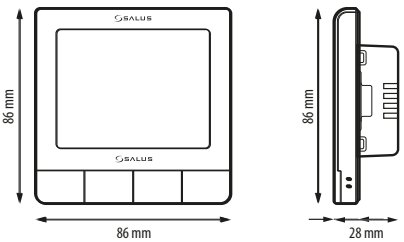
What are the advantages of using OpenTherm?

- two-way communication between the boiler and thermostat
- boiler output modulation for maximum efficiency
- domestic hot water (DHW) temperature regulation
- displaying errors and alarm states of the boiler on thermostat screen

Product features:

- automatically detects the OT+ 4.0 protocol and regulates the DHW temperature
- hysteresis or built-in ITLC control algorithms
- 3 operation modes (AUTO, MANUAL, OFF)
- PIN-protected service mode
- maximum/minimum setpoint temperature limits
- temporary override function (manually overridden setpoint temperature until next change forced by schedule)

Power supply	230V AC 50Hz
Max load	3(1)A
Output signal	OpenTherm or COM/NO relay
Temperature control range	5 - 35°C
Accuracy of indication	0.1°C or 0.5°
Control algorithm	ITLC or Hysteresis ±0.25°C or ±0.5°C
Communication	Wired
Dimensions [mm]	86 x 86 x 28



Surface-mounted thermostat, used to control heating devices wirelessly

WQ610RF

615292604



WQ610RF in maintaining comfortable conditions in the room according to pre-programmed schedule or a fixed temperature setpoint set by user. Thermostat is factory paired with the receiver. The receiver is connected to the boiler or other heat source.

- WQ610RF offers two connection variants:
- Activation of the heat source by built-in volt-free relay (ON/OFF)
- Boiler output modulation via OpenTherm communication protocol (OT+ 4.0)

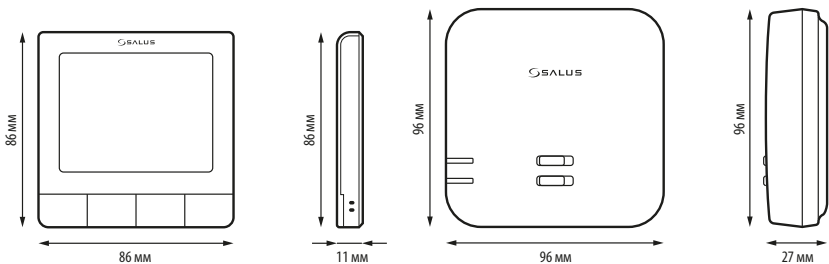
What are the advantages of using OpenTherm?

- two-way communication between the boiler and thermostat
- boiler output modulation for maximum efficiency
- domestic hot water (DHW) temperature regulation
- displaying errors and alarm states of the boiler on thermostat screen

Product features:

- the set is factory paired and prepared for operation
- maximum boiler setpoint temperature can be limited by OT+ 4.0 protocol
- hysteresis or built-in ITLC control algorithms
- 3 operation modes (AUTO, MANUAL, OFF)
- PIN-protected service mode
- maximum/minimum setpoint temperature limits
- temporary override function (manually overridden setpoint temperature until next change forced by schedule)

Transmitter power supply	Built-in 3.7V Li-Ion battery
Power supply for the receiver	230V AC 50Hz
Max load on the receiver	16(5)A
Output signal	OpenTherm or COM/NO relay
Temperature control range	5 - 35°C
Accuracy of indication	0.1°C or 0.5°C
Control algorithm	ITLC or Hysteresis ±0.25°C or ±0.5°C
Wireless communication	2.4 GHz
Dimensions [mm] Transmitter	86 x 86 x 11
Dimensions [mm] Receiver	96 x 96 x 27



OpenTherm wired, surface-mounted thermostat - programmable

RT520

615292902



The surface-mounted thermostat is used for wired control of heating devices. It works by maintaining comfortable room conditions in accordance with the work schedule or a constant temperature set by the user. The thermostat is connected directly to the boiler.

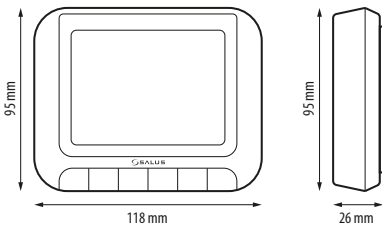
The control can be done in two ways:

- starting the heat source by closing contacts in a heating device equipped with an input for connecting the ON / OFF thermostat
- boiler power modulation by means of communication via the OpenTherm protocol (OT + 4.0). Two-way communication between the boiler and thermostat as well as boiler power modulation ensures maximum efficiency and comfort.

Product advantages:

- automatically detects OT + 4.0 protocol and regulates hot water temperature
- possibility to choose Hysteresis or built-in TPI algorithm for all types of heating
- works with time schedules
- service mode protected by a PIN code
- maximum / minimum temperature limitation
- can temporarily change the temperature (overwriting until the next program change)

Power supply	2 x AA batteries
Rating max	3 (1) A
Output signal	OpenTherm or voltage free relay NC / COM / NO
Temperature range	5 - 33.5°C
Display temperature accuracy	0.1°C or 0.5°C
Control algorithm	TPI or Hysteresis: ±0.25°C or ±0.5°C
Communication	Wired
Dimension [mm]	118 x 95 x 26



OpenTherm wireless, surface mounted thermostat - programmable

RT520RF

615292601



The surface-mounted thermostat is used for wireless control of heating devices. It works by maintaining comfortable room conditions in accordance with the work schedule or a constant temperature set by the user. The thermostat is factory-paired with the receiver. The receiver is connected to the boiler.

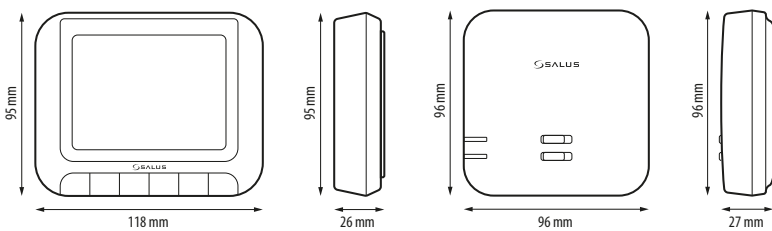
The control can be done in two ways:

- starting the heat source by closing contacts in a heating device equipped with an input for connecting the ON / OFF thermostat
- boiler power modulation by means of communication via the OpenTherm protocol (OT + 4.0). Two-way communication between the boiler and thermostat as well as boiler power modulation ensures maximum efficiency and comfort. The thermostat automatically detects the OT + 4.0 protocol, displays boiler error codes and allows you to adjust the hot water temperature.

Product advantages:

- **set is factory-paired and ready to work**
- option to choose Hysteresis or built-in TPI algorithm for all types of heating
- works with time schedules
- service mode protected by a PIN code
- maximum / minimum temperature limitation
- can temporarily change the temperature (overwriting until the next program change)
- has unique transmission codes
- operates at 868 MHz - a stable and noise-resistant signal

Thermostat's power supply	2 x AA batteries
Receiver's power supply	230V AC 50 Hz
Receiver's rating max	16 (5) A
Output signal	OpenTherm or voltage free COM / NO relay
Temperature range	5 - 33.0°C
Display temperature accuracy	0.1°C or 0.5°C
Control algorithm	TPI or Hysteresis: ±0.25°C or ±0.5°C
Communication	Wireless, 868 Mhz
Dimension [mm]	Thermostat: 118 x 95 x 26 Receiver: 96 x 96 x 27



A list of compatible boilers can be found on the website

[www.salus-controls.eu](http://www.salus-controls.eu)



Thermoelectric actuator - normally closed NC

T30NC / T28NC\*

T30NC 230V - 615211603 / T28NC - 615211500



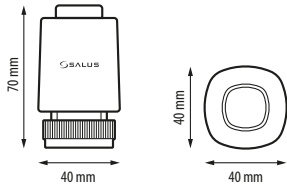
\*Available in 24V version - T30NC 24V 615211606



Actuators can be used e.g. with thermostatic valves in the manifold for underfloor heating or with zone valves. They allow cutting off the heating medium supply to a given element. They can cooperate directly with room thermostats or via wiring centres (wired or wireless). NC actuators are normally closed devices, which means that when there is no current, the actuator closes the loop. The condition of the actuator can be checked quickly thanks to the indicating element.

- Product advantages:**
- faster installation thanks to the 'FIRST OPEN' function
  - short opening time - approx. 2 min
  - has a stroke of about 4 mm
  - small size
  - consumes a small amount of power

Model	T30NC230 / T28NC230	T30NC24
Power supply	230V AC 50 Hz /	24V AC/DC
Max. inrush current	200 mA / 200 ms	250 mA / 120 s
Power consumption	2W	
Type	NC = Normally closed	
Closing force	100 N (±10%)	
Opening time	about 2 min	
Adaptive stroke length [mm]	4	
Thread's size	M30x1.5 / M28x1.5	
Dimension [mm]	40 x 70 x 40	
Power cord length [cm]	89	



Thermoelectric actuator - normally open NO

T30NO

T30NO 230V - 615211608



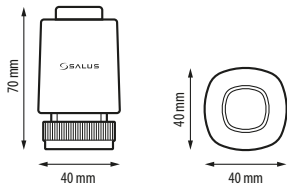
\*Available in 24V version - T30NO 24V 615211609



Actuators can be used e.g. with thermostatic valves in the manifold for underfloor heating or with zone valves. They allow cutting off the heating medium supply to a given element. They can cooperate directly with room thermostats or via wiring centres (wired or wireless). NO type actuators are normally-opened devices, which means that when there is no current, the actuator opens the loop. The condition of the actuator can be checked quickly thanks to the indicating element.

- Product advantages:**
- short opening time - approx. 2 min
  - has a stroke of about 4 mm
  - small size
  - consumes a small amount of power

Model	T30NO230	T30NO24
Power supply	230V AC 50 Hz /	24V AC/DC
Max. inrush current	200 mA / 200 ms	250 mA / 120 s
Power consumption	2W	
Type	NO = Normally opened	
Closing force	100 N (±10%)	
Opening time	about 2 min	
Adaptive stroke length [mm]	4	
Thread's size	M30x1.5 / M28x1.5	
Dimension [mm]	40 x 70 x 40	
Power cord length [cm]	89	



Self-regulating actuator

THB23030

615210214



\*Available in 24V version - THB2430 615210215

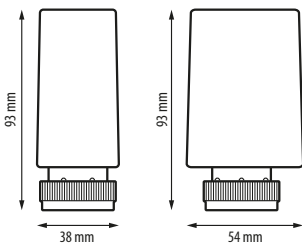


Self-regulating actuator dedicated for underfloor heating. It has two temperature sensors that are installed on the supply and return of the appropriate floor heating loop. It measures the temperature on the sensors and adjusts its operation to maintain the correct temperature difference between supply and return (ΔT).

- Product advantages:**
- easy to install on the manifold
  - guarantees efficient heating even at different loop lengths
  - has 2 contact sensors for measuring the flow and return temperature in the heating loop
  - fast opening and closing time (approx. 30 seconds)
  - low power consumption (less than 0.5 W)

Fits the most popular M30x1.5 thread size

Model	THB23030	THB2430
Power supply	230V AC 50 Hz	24V AC/DC
Power consumption	0,5 W	
Closing force	30 seconds	
Protection class	IP54	
Thread's size	M30 x 1.5	
Dimension [mm]	93 x 38 x 54	
Power cord length [cm]	93	
Sensor cord length [cm]	45	



Internet thermostat - programmable

iT500

615151298



- In the set:**
- iT500TR thermostat
  - iT500RX receiver
  - iTG500 internet gateway with power supply

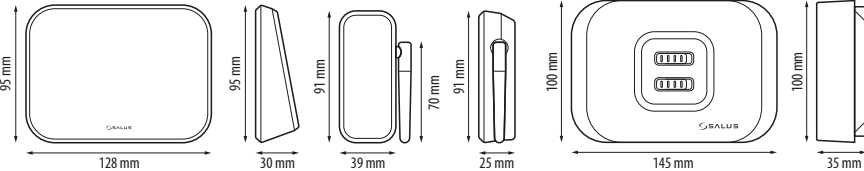
- Product advantages:**
- has a stable 868 MHz signal
  - wirelessly communicates between devices
  - the receiver has two control outputs



Free iT500 Plus app

A wireless set of devices that allows you to control the temperature of CO and hot water timer through the **free iT500 Plus mobile application**.

- The thermostat can be configured to control:**
- one heating zone
  - two independent heating zones (an additional iT300 temperature sensor should be purchased)
  - one heating zone and hot water timer



Power supply	iT500TR: 2 x AA batteries iTG500: 5V DC iT500RX: 230V AC 50 Hz
Rating max	CH1: 16 (5) A CH2: 5 (3) A
Output	2 x NO/COM/NC relay
Temperature range	5 - 35°C
Display temperature accuracy	0.1°C or 0.5°C
Control algorithm	TPI or Hysteresis: ±0.25°C or ±0.5°C
Communication	Wireless, 868 Mhz
Dimension [mm]	iT500TR: 128 x 95 x 30 iTG500: 39 x 91 x 25, antenna: 70 iT500RX: 145 x 100 x 35

Wireless, electronic thermostat - programmable

xT500

615152695

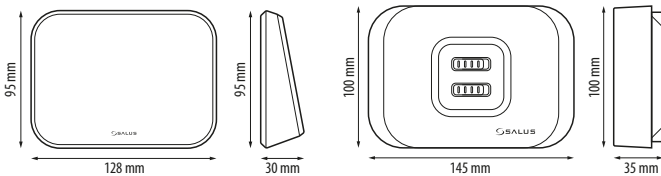


- In the set:**
- Thermostat transmitter (iT500TR),
  - Thermostat receiver (iT500RX)

- Product advantages:**
- works according to schedules
  - has a stable 868 MHz signal
  - wirelessly communicates between devices
  - the receiver has two control outputs

A wireless set of devices that allows you to control the temperature of CO and hot water timer.

- The thermostat can be configured to control:**
- one heating zone
  - two independent heating zones (an additional iT300 temperature sensor should be purchased)
  - one heating zone and hot water timer



Power supply	iT500TR: 2 x AA batteries iT500RX: 230V AC 50 Hz
Rating max	CH1: 16 (5) A CH2: 5 (3) A
Output	2 x NO/COM/NC relay
Temperature range	5 - 35°C
Display temperature accuracy	0.1°C or 0.5°C
Control algorithm	Hysteresis: ±0.5°C
Communication	Wireless, 868 Mhz
Dimension [mm]	iT500TR: 128 x 95 x 30 iT500RX: 145 x 100 x 35

Wireless temperature sensor for iT500 thermostat

iT300

615150499

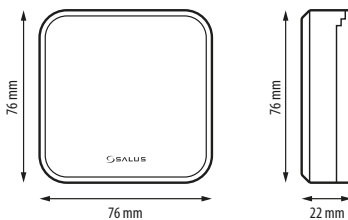


The sensor is adapted to work with the iT500 internet thermostat or XT500 wireless thermostat. The thermostat must be configured to support two heating zones, then the iT300 sensor controls the second heating zone.

Power supply	2 x AAA batteries
Communication	Wireless, 868 Mhz
Dimension [mm]	76 x 76 x 22

- Product advantages:**
- has a stable 868 MHz signal
  - wirelessly communicates between devices

**WARNING! The Salus iT300 sensor is not included in the iT500 / XT500 kit**



Internet gateway compatible with iT500 and RT310i

iTG310

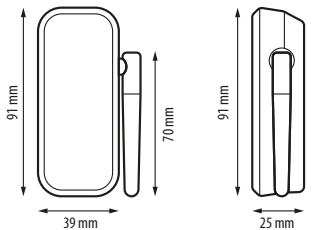
615201229



The iTG310 Internet gateway allows you to control RT310i, iT500 or XT500 thermostats via the Internet using a mobile application. It is very easy to install and all network settings are downloaded automatically.

Power supply	5V DC
Port	1 x 10/100 LAN port
Dimension [mm]	39 x 91 x 25, antenna: 70

- Product advantages:**
- has a LED diode that indicate the device is ready for operation
  - guarantees low power consumption
  - power adapter with LAN cable included
  - replacement for iTG500 internet gateway





Internet wireless thermostat  
RT310i

615201227



Thermostat with internet control. Works with heating devices that have an input for connecting an ON / OFF thermostat. It works by maintaining comfortable conditions in the room in accordance with the temperature set by the user. Using the dedicated RT310i application, parameters can be changed, work schedules can be created or the heating device can be turned ON / OFF remotely.

- In the set:**
- Thermostat's transmitter (RT310TX)
  - Thermostat's receiver (RXRT510)
  - internet gateway (iTG310)
  - thermostat stand
- Product advantages:**
- set factory-paired and ready to work**
  - has a TPI control algorithm
  - automatically repeats the signal
  - has the ability to change hysteresis settings (RT310i app)
  - adjustable frost protection temperature 5-9 ° C (RT310i app)
  - has unique transmission codes



Download the free **RT310i** app





Internet wireless thermostat  
RT310iSPE

615201228



Thermostat with internet control. Works with devices equipped with a cable with a plug, e.g. electric heaters, circulation pumps. It works by maintaining comfortable room conditions in accordance with the set temperature. Recommended for controlling e.g. circulation pumps. Parameters can be changed using the dedicated RT310i application, work schedules can be created or the device can be turned ON / OFF remotely.

- In the set:**
- Thermostat's transmitter (RT310TX)
  - Thermostat's receiver (SPE868 plug)
  - internet gateway (iTG310)
  - thermostat stand
- Product advantages:**
- set factory-paired and ready to work**
  - has a TPI control algorithm
  - automatically repeats the signal
  - has the ability to change hysteresis settings (RT310i app)
  - adjustable frost protection temperature 5-9 ° C (RT310i app)
  - has unique transmission codes



Download the free **RT310i** app





Internet wireless thermostat  
RT310iSR

615201230



Thermostat with internet control. Intended for controlling electric heating. It works by maintaining comfortable conditions in the room in accordance with the temperature set by the user. Recommended for controlling e.g. heating panels or electric heaters. Parameters can be changed using the dedicated RT310i application, work schedules can be created or the device can be turned ON / OFF remotely.

- In the set:**
- Thermostat's transmitter (RT310TX)
  - Thermostat's receiver (SR868)
  - internet gateway (iTG310)
  - thermostat stand
- Product advantages:**
- set factory-paired and ready to work**
  - has a TPI control algorithm
  - automatically repeats the signal
  - has the ability to change hysteresis settings (RT310i app)
  - adjustable frost protection temperature 5-9 ° C (RT310i app)
  - has unique transmission codes



Download the free **RT310i** app







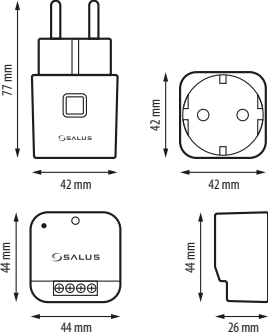
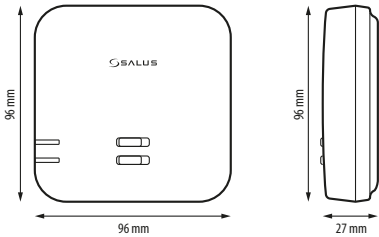
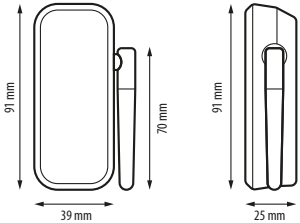
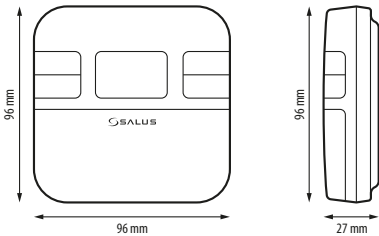
Transmitter	
Power supply	2 x AA batteries
Temperature range	5 - 35°C
Display temperature accuracy	0.1°C or 0,5°C
Control algorithm	TPI or Hysteresis: ±0.25°C or ±0.5°C
Communication	Wireless, 868 Mhz
Dimension [mm]	96 x 96 x 27

Gateway	
Power supply	5V DC
Port	1 x 10/100 LAN port
Dimension [mm]	39 x 91 x 25, antenna: 70

RXRT510	
Power supply	230V AC 50 Hz
Rating max	16 (5) A
Output signal	NO/COM relay
Dimension [mm]	96 x 96 x 27

SPE868	
Power supply	230V AC 50 Hz
Rating max	16 (5) A
Output signal	Schuko plugin
Dimension [mm]	42 x 77 x 42

SR868	
Power supply	230V AC 50 Hz
Rating max	16 (5) A
Output signal	NO/COM relay
Communication	Wireless, 868 Mhz
Dimension [mm]	44 x 44 x 26



Wired, electronic thermostat - programmable  
RT510

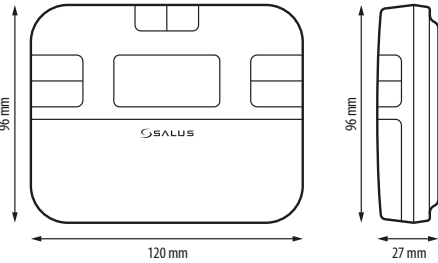
615202935



The thermostat is used for wired control of heating devices. Starts the heat source by closing the contacts. The thermostat is connected directly to the boiler. It works by maintaining comfortable room conditions in accordance with the work schedule or a constant temperature set by the user.

- Product advantages:**
- has a TPI control algorithm
  - works according to time schedules
  - can temporarily change the temperature (overwriting until the next program change)
  - has a frost protection mode (temperature range 5 - 17 degrees)
  - correction of the displayed temperature ± 3°C
  - has a HOLIDAY mode and SLEEP mode (suspending the function, e.g. outside the heating season)

Power supply	2 x AA batteries
Rating max	3 (1) A
Output signal	NO/COM/NC relay
Temperature range	5 - 35°C
Display temperature accuracy	0.1°C or 0.5°C
Control algorithm	TPI or Hysteresis: ±0.25°C
Communication	Wired
Dimension [mm]	120 x 96 x 27



Transmitter of the programmable thermostat  
RT510TX

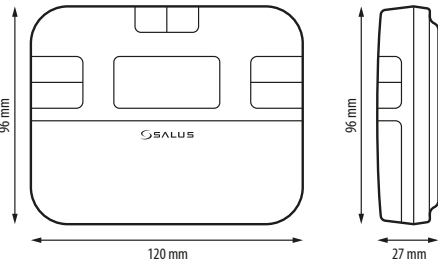
615202038



The transmitter is designed to work only with the RXRT510 receiver, SPE868 plug and SR868 relay. After pairing, it works by maintaining comfortable conditions in the room, in accordance with the work schedule or a constant temperature set by the user. The device does not work alone.

- Product advantages:**
- has a TPI control algorithm
  - automatically repeats the signal
  - has a frost protection mode (temperature range 5 - 17 degrees)
  - correction of the displayed temperature ± 3°C
  - has a HOLIDAY mode and SLEEP mode (suspending the function, e.g. outside the heating season)
  - has unique transmission codes
  - operates at 868 MHz - a stable and noise-resistant signal

Transmitter's power supply	2 x AA batteries
Temperature range	5 - 35°C
Display temperature accuracy	0.1°C or 0.5°C
Control algorithm	TPI or Hysteresis: ±0.25°C
Communication	Wireless, 868 Mhz
Dimension [mm]	120 x 96 x 27



STANDARD

Wireless, electronic thermostat - programmable  
RT510RF

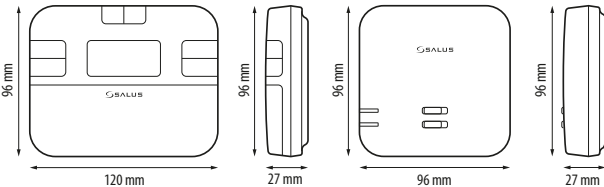
615202636



- In the set:**
- Thermostat's transmitter (RT510TX)
  - Thermostat's receiver (RXRT510)
  - thermostat stand

- Product advantages:**
- set factory-paired and ready to work**
  - has a TPI control algorithm
  - automatically repeats the signal
  - works according to time schedules
  - has a frost protection mode (temperature range 5 - 17 degrees)
  - correction of the displayed temperature ± 3°C
  - has a HOLIDAY mode and SLEEP mode (suspending the function, e.g. outside the heating season)
  - has unique transmission codes
  - operates at 868 MHz - a stable and noise-resistant signal

Transmitter's power supply	2 x AA batteries
Receiver's power supply	230V AC 50 Hz
Rating max	16 (5) A
Output signal	NO/COM relay
Temperature range	5 - 35°C
Display temperature accuracy	0.1°C or 0.5°C
Control algorithm	TPI or Hysteresis: ±0.25°C
Receiver's model	RXRT510
Communication	Wireless, 868 Mhz
Dimension [mm]	transmitter: 120 x 96 x 27 receiver: 96 x 96 x 27



Wireless, electronic thermostat - programmable  
RT510SPE

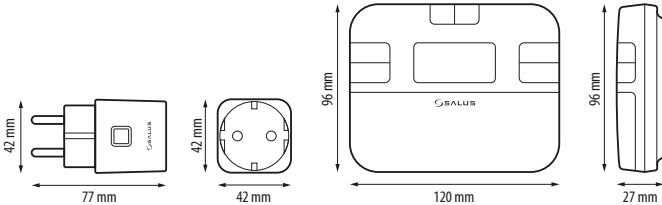
615202637



- In the set:**
- Thermostat's transmitter (RT510TX)
  - Thermostat's receiver (SPE868)
  - thermostat stand
- Product advantages:**
- **set factory-paired and ready to work**
  - has a TPI control algorithm
  - automatically repeats the signal
  - works according to time schedules
  - has a frost protection mode (temperature range 5 - 17 degrees)
  - correction of the displayed temperature  $\pm 3^{\circ}\text{C}$
  - has a HOLIDAY mode and SLEEP mode (suspending the function, e.g. outside the heating season)
  - has unique transmission codes
  - operates at 868 MHz - a stable and noise-resistant signal

The thermostat is used for wireless control of devices equipped with a cable with a plug, e.g. electric heaters, circulation pumps. It works by maintaining comfortable room conditions in accordance with the work schedule or a constant temperature set by the user. Recommended for controlling e.g. circulation pumps.

Transmitter's power supply	2 x AA batteries
Receiver's power supply	230V AC 50 Hz
Rating max	16 (5) A
Output signal	Schuko plug
Temperature range	5 - 35°C
Display temperature accuracy	0.1°C or 0.5°C
Control algorithm	TPI or Hysteresis: $\pm 0.25^{\circ}\text{C}$
Receiver's model	SPE868
Communication	Wireless, 868 Mhz
Dimension [mm]	transmitter: 120 x 96 x 27 receiver: 42 x 77 x 42



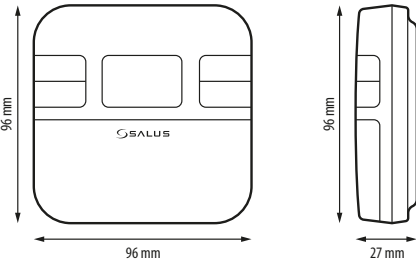
Wired, electronic thermostat - non-programmable  
RT310

615202926



- The thermostat is used for wired control of heating devices. Starts the heat source by closing the contacts. The thermostat is connected directly to the boiler. It works by maintaining comfortable conditions in the room, in accordance with the constant temperature set by the user.
- Product advantages:**
- has a TPI control algorithm
  - the hysteresis settings can be changed
  - has a frost protection mode (temperature range 5 - 17 degrees)
  - correction of the displayed temperature  $\pm 3^{\circ}\text{C}$
  - has a HOLIDAY mode and SLEEP mode (suspending the function, e.g. outside the heating season)

Power supply	2 x AA batteries
Rating max	3 (1) A
Output signal	NO/COM/NC relay
Temperature range	5 - 35°C
Display temperature accuracy	0.1°C or 0.5°C
Control algorithm	TPI or Hysteresis: $\pm 0.25^{\circ}\text{C}$
Communication	Wired
Dimension [mm]	96 x 96 x 27



Wireless, electronic thermostat - programmable  
RT510SR

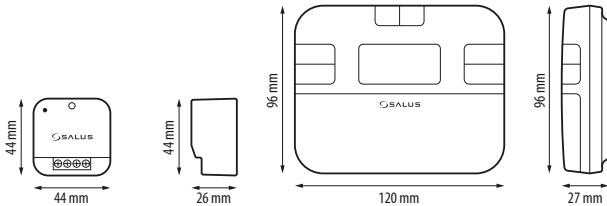
615202635



- In the set:**
- Thermostat's transmitter (RT510TX)
  - Thermostat's receiver (SR868)
  - thermostat stand
- Product advantages:**
- **set factory-paired and ready to work**
  - has a TPI control algorithm
  - automatically repeats the signal
  - works according to time schedules
  - has a frost protection mode (temperature range 5 - 17 degrees)
  - correction of the displayed temperature  $\pm 3^{\circ}\text{C}$
  - has a HOLIDAY mode and SLEEP mode (suspending the function, e.g. outside the heating season)
  - has unique transmission codes
  - operates at 868 MHz - a stable and noise-resistant signal

The thermostat is used for wireless control of electric heating. It works by maintaining comfortable room conditions in accordance with the schedule work or a constant temperature set by the user. Recommended for controlling e.g. heating panels or electric heaters.

Transmitter's power supply	2 x AA batteries
Receiver's power supply	230V AC 50 Hz
Rating max	16 (5) A
Output signal	NO/COM relay
Temperature range	5 - 35°C
Display temperature accuracy	0.1°C or 0.5°C
Control algorithm	TPI or Hysteresis: $\pm 0.25^{\circ}\text{C}$
Receiver's model	SR868
Communication	Wireless, 868 Mhz
Dimension [mm]	transmitter: 120 x 96 x 27 receiver: 44 x 44 x 26



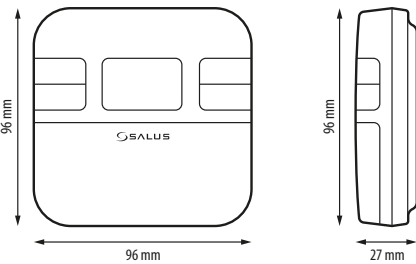
Non-programmable thermostat transmitter  
RT310TX

615202031



- The transmitter is designed to work only with the RXRT510 receiver, SPE868 plug and SR686 relay. After pairing, it works by maintaining comfortable conditions in the room, in accordance with the constant temperature set by the user. The device does not work alone.
- Product advantages:**
- has a TPI control algorithm
  - automatically repeats the signal
  - works according to time schedules
  - has a frost protection mode (temperature range 5 - 17 degrees)
  - correction of the displayed temperature  $\pm 3^{\circ}\text{C}$
  - has a HOLIDAY mode and SLEEP mode (suspending the function, e.g. outside the heating season)
  - has unique transmission codes
  - operates at 868 MHz - a stable and noise-resistant signal

Transmitter's power supply	2 x AA batteries
Temperature range	5 - 35°C
Display temperature accuracy	0.1°C or 0.5°C
Control algorithm	TPI or Hysteresis: $\pm 0.25^{\circ}\text{C}$
Communication	Wireless, 868 Mhz
Dimension [mm]	96 x 96 x 27



TRANSMITTER


Choose one transmitter  
RT510TX or RT310TX

RECEIVER

Choose any number of receivers  
RXRT510, SPE868 or SR868

KIT

Create your wireless kit or choose one of  
the ready-made suggestions



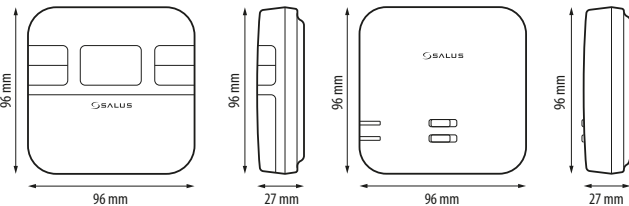
Wireless, electronic thermostat - non-programmable  
RT310RF

615202629



- In the set:**
- Thermostat's transmitter (RT310TX)
  - Thermostat's receiver (RXRT510)
  - thermostat stand
- Product advantages:**
- **set factory-paired and ready to work**
  - has a TPI control algorithm
  - automatically repeats the signal
  - has a frost protection mode (temperature range 5 - 17 degrees)
  - correction of the displayed temperature  $\pm 3^{\circ}\text{C}$
  - has a HOLIDAY mode and SLEEP mode (suspending the function, e.g. outside the heating season)
  - has unique transmission codes
  - operates at 868 MHz - a stable and noise-resistant signal

Transmitter's power supply	2 x AA batteries
Receiver's power supply	230V AC 50 Hz
Rating max	16 (5) A
Output signal	NO/COM relay
Temperature range	5 - 35°C
Display temperature accuracy	0.1°C or 0.5°C
Control algorithm	TPI or Hysteresis: $\pm 0.25^{\circ}\text{C}$
Receiver's model	RXRT510
Communication	Wireless, 868 Mhz
Dimension [mm]	transmitter: 96 x 96 x 27 receiver: 96 x 96 x 27



The thermostat is used to wirelessly control heating devices equipped with an ON / OFF thermostat input. It works by maintaining comfortable conditions in the room, in accordance with the constant temperature set by the user. Recommended for controlling e.g. gas and oil boilers.





Wireless, electronic thermostat - non-programmable  
RT310SPE

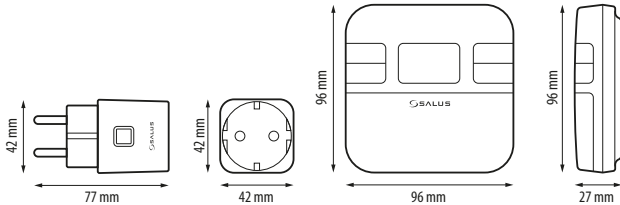
615202630



The thermostat is used for wireless control of devices equipped with a cable with a plug, e.g. electric heaters, circulation pumps. It works by maintaining comfortable conditions in the room, in accordance with the constant temperature set by the user. Recommended for controlling e.g. circulation pumps.

- In the set:**
- Thermostat's transmitter (RT310TX)
  - Thermostat's receiver (SPE868 plug)
  - thermostat stand
- Product advantages:**
- **set factory-paired and ready to work**
  - has a TPI control algorithm
  - automatically repeats the signal
  - has a frost protection mode (temperature range 5 - 17 degrees)
  - correction of the displayed temperature  $\pm 3^{\circ}\text{C}$
  - has a HOLIDAY mode and SLEEP mode (suspending the function, e.g. outside the heating season)
  - has unique transmission codes
  - operates at 868 MHz - a stable and noise-resistant signal

Transmitter's power supply	2 x AA batteries
Receiver's power supply	230V AC 50 Hz
Rating max	16 (5) A
Output signal	Schuko plug
Temperature range	5 - 35°C
Display temperature accuracy	0.1°C or 0.5°C
Control algorithm	TPI or Hysteresis: $\pm 0.25^{\circ}\text{C}$
Receiver's model	SPE868
Communication	Wireless, 868 Mhz
Dimension [mm]	transmitter: 96 x 96 x 27 receiver: 42 x 77 x 42



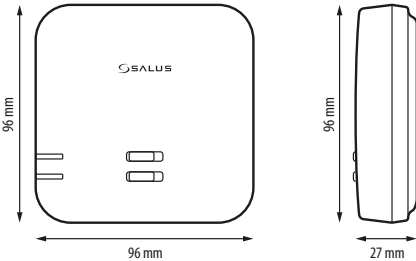
Receiver for RT series wireless thermostats  
RXRT510

615252182



- Most suitable for boiler control. Works with thermostats from the STANDARD series: 091FLRFv2(TX), RT310TX, RT510TX.
- Product advantages:**
- has a manual or automatic mode (according to the thermostat)
  - has unique transmission codes
  - operates at 868 MHz - a stable and noise-resistant signal

Power supply	230V AC 50 Hz
Rating max	16 (5) A
Output signal	NO/COM relay
Dimension [mm]	96 x 96 x 27



Wireless, electronic thermostat - non-programmable  
RT310SR

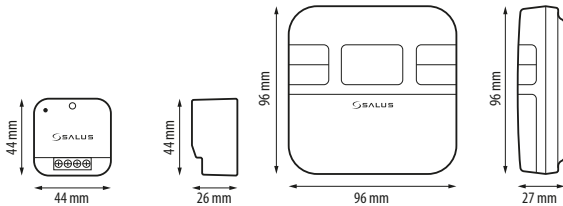
615202634



The thermostat is used to wirelessly control electric heating. It works by maintaining comfortable conditions in the room, in accordance with the constant temperature set by the user. Recommended for controlling e.g. heating panels or electric heaters.

- In the set:**
- Thermostat's transmitter (RT310TX)
  - Thermostat's receiver (SR868 relay)
  - thermostat stand
- Product advantages:**
- **set factory-paired and ready to work**
  - has a TPI control algorithm
  - automatically repeats the signal
  - has a frost protection mode (temperature range 5 - 17 degrees)
  - correction of the displayed temperature  $\pm 3^{\circ}\text{C}$
  - has a HOLIDAY mode and SLEEP mode (suspending the function, e.g. outside the heating season)
  - has unique transmission codes
  - operates at 868 MHz - a stable and noise-resistant signal

Transmitter's power supply	2 x AA batteries
Receiver's power supply	230V AC 50 Hz
Rating max	16 (5) A
Output signal	NO/COM relay
Temperature range	5 - 35°C
Display temperature accuracy	0.1°C or 0.5°C
Control algorithm	TPI or Hysteresis: $\pm 0.25^{\circ}\text{C}$
Receiver's model	SR868
Communication	Wireless, 868 Mhz
Dimension [mm]	transmitter: 96 x 96 x 27 receiver: 44 x 44 x 26



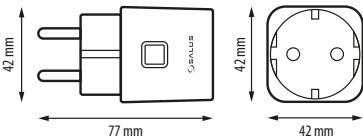
Receiver for RT series wireless thermostats  
SPE868

615202139



- Most suitable for controlling a circulation pump or electric heater. The plug is plugged into an electrical socket, which allows you to control devices connected to it. Works with thermostats from the STANDARD series: 091FLRFv2(TX), RT310TX, RT510TX.
- Product advantages:**
- easy and quick to install
  - has a protection against children
  - has unique transmission codes
  - operates at 868 MHz - a stable and noise-resistant signal

Power supply	230V AC 50 Hz
Rating max	16 (5) A
Output signal	Schuko plug
Dimension [mm]	42 x 77 x 42



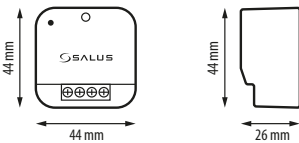
Receiver for RT series wireless thermostats  
SR868

615252185



- Most suitable for controlling electric heating. Works with thermostats from the STANDARD series: 091FLRFv2 (TX), RT310TX, RT510TX.
- Product advantages:**
- designed to work in a wall-box
  - has unique transmission codes
  - operates at 868 MHz - a stable and noise-resistant signal

Power supply	230V AC 50 Hz
Rating max	16 (5) A
Output signal	NO/COM relay
Communication	Wireless, 868 Mhz
Dimension [mm]	44 x 44 x 26





Wired, electronic thermostat - programmable

091FLv2

615142911

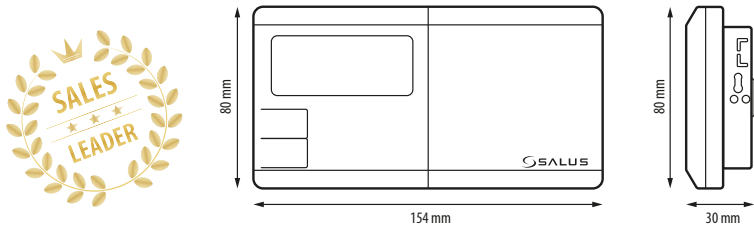


The thermostat is used for wired control of heating devices (e.g. gas, oil boilers, heat pumps) or cooling devices. It is connected directly to the heating device. Maintains comfortable room conditions in accordance with pre-programmed time and temperature settings. The user should choose the right temperature for himself: comfort temperature (daytime) and economic temperature (nighttime).

Product advantages:

- contains 9 programs (6 default, 3 individual)
- has 3 temperature levels - daytime, nighttime and frost protection
- has a HEATING / COOLING function

Power supply	2 x AA batteries
Rating max	5 (3) A
Output signal	NO/COM voltage-free relay
Temperature range	5 - 30°C
Display temperature accuracy	0.2°C
Control algorithm	Hysteresis: $\pm 0.25^{\circ}\text{C}$ or $\pm 0.5^{\circ}\text{C}$
Communication	Wired
Dimension [mm]	154 x 80 x 30



Electronic wireless thermostat - programmable

091FLRFv2

615142612



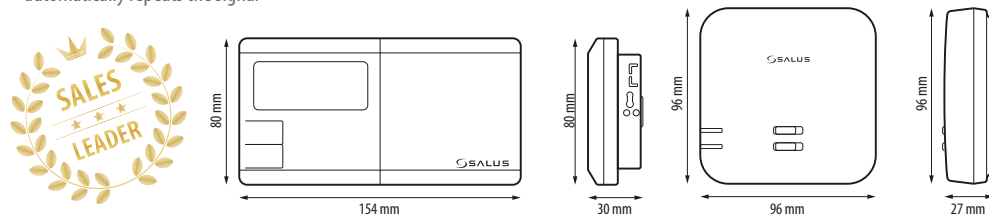
In the set:

- Thermostat's transmitter
- Thermostat's receiver (RXRT510)

Product advantages:

- set factory-paired and ready to work
- contains 9 programs (6 default, 3 individual)
- has 3 temperature levels - daytime, nighttime and frost protection
- has a HEATING / COOLING function
- operates at 868 MHz - a stable and noise-resistant signal
- has a working range of up to 60m in open space
- has unique transmission codes
- automatically repeats the signal

Transmitter's power supply	2 x AA batteries
Receiver's power supply	230V AC 50 Hz
Rating max	16 (5) A
Output signal	NO/COM voltage-free relay
Temperature range	5 - 30°C
Display temperature accuracy	0.2°C
Control algorithm	Hysteresis: $\pm 0.25^{\circ}\text{C}$ or $\pm 0.5^{\circ}\text{C}$
Communication	Wireless, 868 Mhz
Dimension [mm]	transmitter: 154 x 80 x 30 receiver: 96 x 96 x 27



The thermostat is used to wirelessly control heating devices (e.g. gas, oil boilers, heat pumps) or cooling devices. It works by maintaining comfortable conditions in the room in accordance with the programmed settings. The user should choose two temperature levels suitable for him: comfort temperature (daytime) and economic temperature (nighttime). Additionally, it can work with SPE868 plugs and SR868 relays.

Wired, electronic thermostat - programmable

T105

615232981

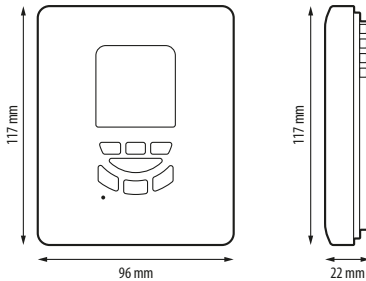


The thermostat is used for wired control of heating devices (e.g. gas, oil boilers, heat pumps) or cooling devices. It is connected directly to the heating device. Maintains comfortable room conditions in accordance with pre-programmed time and temperature settings. The user should choose the right temperature for himself: comfort temperature (daytime) and economic temperature (nighttime).

Product advantages:

- contains 9 programs (6 default, 3 individual)
- has 3 temperature levels - daytime, nighttime and frost protection
- has a HEATING / COOLING function
- has an auto-adaptation function (allows to reach the desired temperature in time)

Power supply	2 x AA batteries
Rating max	5 (3) A
Output signal	NO/COM voltage-free relay
Temperature range	5 - 30°C
Display temperature accuracy	0.2°C
Control algorithm	Hysteresis: $\pm 0.4^{\circ}\text{C}$ , $\pm 0.8^{\circ}\text{C}$ , $\pm 1.4^{\circ}\text{C}$ or $\pm 1.8^{\circ}\text{C}$
Communication	Wired
Dimension [mm]	96 x 117 x 22



Electronic thermostat - programmable

T105RF

615232682



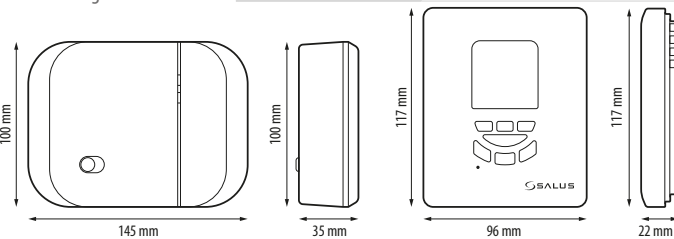
In the set:

- Thermostat's transmitter T105(TX)
- Thermostat's receiver RXRT505

Product advantages:

- contains 9 programs (6 default, 3 individual)
- has 3 temperature levels - daytime, nighttime and frost protection
- has a HEATING / COOLING function
- has an auto-adaptation function (allows to reach the desired temperature in time)
- has a working range of up to 60m in open space
- operates at 868 MHz - a stable and noise-resistant signal
- automatically repeats the signal

Transmitter's power supply	2 x AA batteries
Receiver's power supply	230V AC 50 Hz
Rating max	16 (5) A
Output signal	NO/COM voltage-free relay
Temperature range	5 - 30°C
Display temperature accuracy	0.2°C
Control algorithm	Hysteresis: $\pm 0.4^{\circ}\text{C}$ , $\pm 0.8^{\circ}\text{C}$ , $\pm 1.4^{\circ}\text{C}$ or $\pm 1.8^{\circ}\text{C}$
Communication	Wireless, 868 Mhz
Dimension [mm]	transmitter: 96 x 117 x 22 receiver: 129 x 100 x 35



The thermostat is used to wirelessly control heating devices (e.g. gas, oil boilers, heat pumps) or cooling devices. It works by maintaining comfortable conditions in the room in accordance with the programmed settings. The user should choose two temperature levels suitable for him: comfort temperature (daytime) and economic temperature (nighttime).

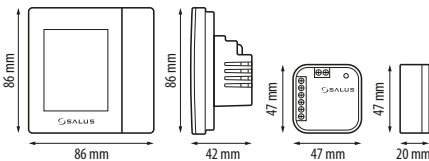
Set VS30 + RM-16 A for boiler control

VS30W+RM-16 A / VS30B+RM-16 A

615232912 / 615232911



Two colour versions: black and white



A set of devices prepared for controlling any heat sources (e.g. gas, oil or solid fuel boiler) equipped with an input for connecting an ON / OFF thermostat. The thermostat can control electric heating mats if equipped with an FS300 floor temperature sensor (sold separately).

In the set:

- VS30 thermostat
- RM-16A relay module

Product advantages:

- has a PWM control algorithm
- ideal for controlling electric underfloor heating
- the ability to create your own schedules and control non-programmable thermostats
- gives protection against too high or too low floor temperature
- has an input for an additional floor temperature sensor
- you can mount it in a  $\varnothing$  60 mm box

The RM-16A relay provides:

- possibility to connect any heat source (NO / COM / NC contact)
- the ability to connect devices with a load of up to 16 A

Power supply	230V AC 50 Hz
Rating max	3 A
Output signal	230V AC 50 Hz
Temperature range	5 - 35°C
Display temperature accuracy	0.5°C
Control algorithm	PWM or Hysteresis: $\pm 0.25^{\circ}\text{C}$ or $\pm 0.5^{\circ}\text{C}$
Communication	Wired
Dimension [mm]	86 x 86 x 42

Power supply	230V AC 50 Hz
Rating max	16 A / 250V AC
Voltage free NO / COM input	Connection of a thermostat with a NO / COM voltage free relay
SL voltage inputs	Connection of a thermostat with a 230V AC output signal
Output signal	NO/COM/NC relay
Dimension [mm]	47 x 47 x 20





Wireless, electronic, surface-mounted thermostat - non-programmable

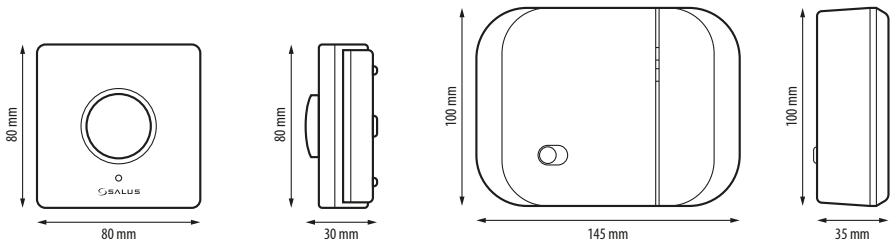
ERT20RF

615232685



- In the set:**
- Thermostat's transmitter
  - Thermostat's receiver (RXRT505)
- Product advantages:**
- has LED diode indication in work mode
  - has a HEATING / COOLING function
  - ideal solution for seniors

Transmitter's power supply	2 x AA batteries
Receiver's power supply	230V AC 50 Hz
Rating max	16 (5) A
Output signal	NO/COM voltage-free relay
Temperature range	5 - 32.5°C
Control algorithm	Hysteresis: ±0.5°C
Communication	Wireless, 868 Mhz
Dimension [mm]	transmitter: 80 x 80 x 30 receiver: 129 x 100 x 35



An electronic, surface-mounted room thermostat that allows you to easily adjust the room temperature. The thermostat is used to wirelessly control heating devices equipped with an ON / OFF thermostat input.

Wired mechanical non-programmable thermostat

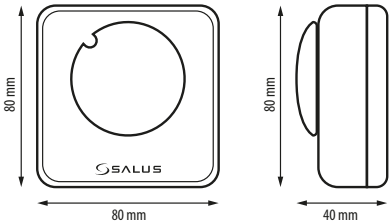
RT100

615202920



- RT100 is a bimetallic room thermostat, used to control a boiler or actuators - thermoelectric actuators, shut-off valves or pumps. The device can work in 230V and 24V installations.
- Product advantages:**
- can be connected to any heat source (NO / COM / NC contacts)
  - has a minimalist housing
  - easy to assemble and use

Rating max	1 A
Output signal	NO/COM/NC
Temperature range	10 - 30°C
Communication	Wired
Dimension [mm]	80 x 80 x 40



Wired, electronic thermostat - non-programmable

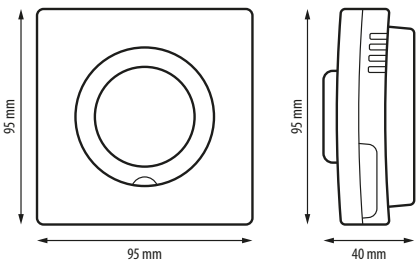
RT200

615202922



- A surface-mounted wired thermostat provides control for 230V devices.
- Product advantages:**
- the mounting plate allows wall attach
  - indicates operation thanks to LED highlighted ring
  - easy to assemble and use

Power supply	230V AC 50 Hz
Rating max	3 (1) A
Output signal	230V AC 50 Hz
Temperature range	5 - 35°C
Control algorithm	Hysteresis: ±1°C
Communication	Wired
Dimension [mm]	95 x 95 x 40



Electronic, surface-mounted programmer, single-channel

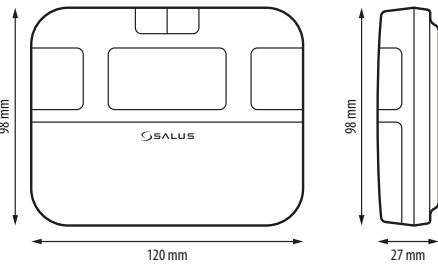
EP110

615232952



- The single-channel surface-mounted programmer facilitates the operation of electrical devices (such as pumps or lighting) by setting their operating time (on and off). It has a display, which makes it even more useful.
- Product advantages:**
- works on a daily or 5-2 (Mon-Fri + Sat-Sun) cycle
  - allows separation of 3 time intervals (accuracy to the minute)
  - maintains clock settings

Power supply	230V AC 50 Hz
Rating max	3 (1) A
Output signal	NO/COM/NC voltage-free relay
Number of channels	1
Dimension [mm]	120 x 98 x 27



Electronic, surface-mounted programmer, two-channel

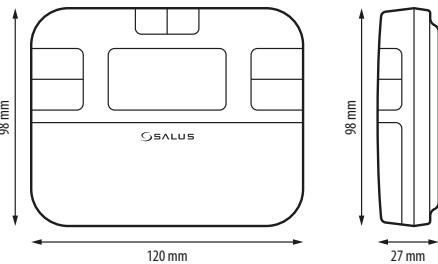
EP210

615232954



- The two-channel surface-mounted programmer facilitates the operation of electrical devices (such as pumps or lighting) by setting their operating time (on and off). It has a display, which makes it even more useful.
- Product advantages:**
- can control two separate devices
  - works on a daily or 5-2 (Mon-Fri + Sat-Sun) cycle
  - allows separation of 3 time intervals (accuracy to the minute)
  - maintains clock settings

Power supply	230V AC 50 Hz
Rating max	3 (1) A
Output signal	2 x SPDV 230V AC
Number of channels	2
Dimension [mm]	120 x 98 x 27



Electronic, surface-mounted programmer, three-channel

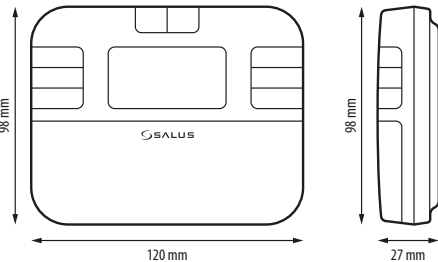
EP310

615232955



- The three-channel surface-mounted programmer facilitates the operation of electrical devices (such as pumps or lighting) by setting their operating time (on and off). It has a display, which makes it even more useful.
- Product advantages:**
- can control three separate devices
  - works on a daily or 5-2 (Mon-Fri + Sat-Sun) cycle
  - allows separation of 3 time intervals (accuracy to the minute)
  - maintains clock settings

Power supply	230V AC 50 Hz
Rating max	3 (1) A
Output signal	3 x SPDV 230V AC
Number of channels	3
Dimension [mm]	120 x 98 x 27



Weather thermostat for controlling the temperature of the heating circuit

WT100

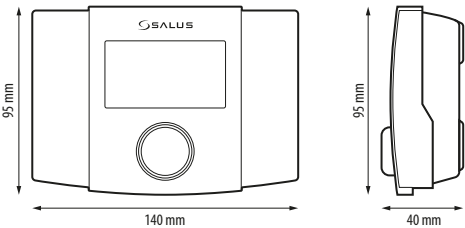
515232703



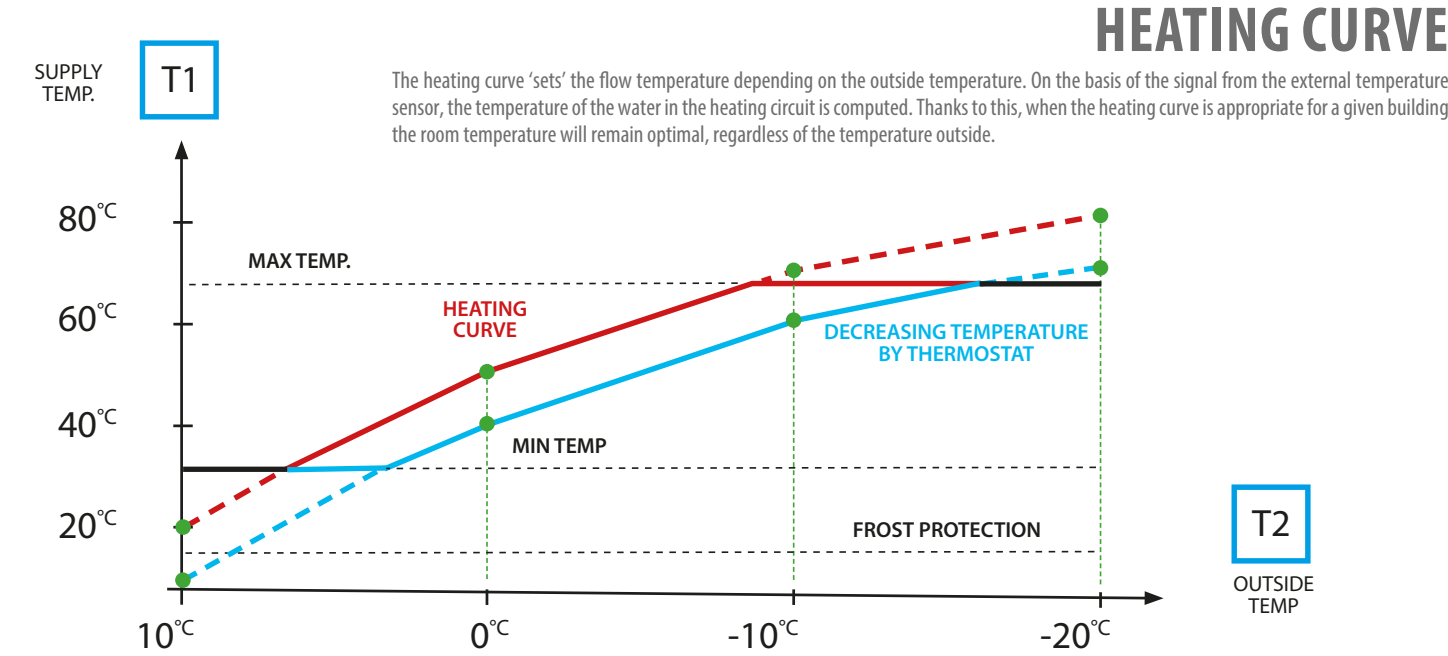
- In the set:**
- outdoor temperature sensor (CT6-P) - 1 pcs.
  - contact temperature sensor (CT10-X) - 2 pcs.

- Product advantages:**
- controls according to the heating curve - ideal temperature regardless of the weather
  - has a schedule of time reductions
  - automatic detection of the heating season
  - controls pump operation
  - has the function of protecting the pump against stagnation
  - has anti-freeze function and protects against overheating

Power supply	230V AC 50 Hz
Rating max	3 (3) A
Inputs	T1- mixer temperature T2- outside temperature T3- return temperature T4- boiler temperature TP- room thermostat input
Outputs	Heating circuit pump Mixing valve control output Heating sources control output
Protection class	IP20
Ambient temperature	T40
Dimension [mm]	140 x 95 x 40



Regulates the temperature in the heating circuit with a 3 or 4-way valve, equipped with a 3-point drive. It has the ability to connect an additional circulation pump. It can also control the heat source via a voltage-free contact. Works with all ON / OFF thermostats.



Solar circuits controller

PC SOL 201

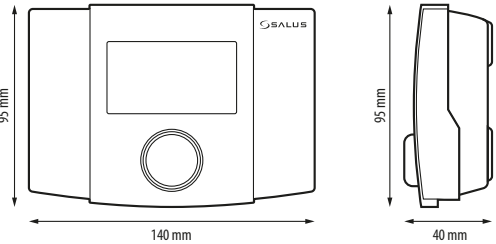
515183013



- In the set:**
- temperature sensor (CT6-PT1000)
  - temperature sensor (CT6W-PT1000)

- Product advantages:**
- 12 ready-to-use operation schemes
  - smooth control of the solar pump (thanks to PWM)
  - presents a diagram of recovered energy from the collector from the last days
  - has the option of heat discharge

Power supply	230V AC 50 Hz
Measurement inputs	4 temperature sensors inputs
Low voltage outputs	Output (H) 5 - 6 V / 0.1 A (DC) Output PWM for controlling the solar pump (only P1)
High voltage outputs P1, P2	230V AC 50 Hz / max 0.5 A
Load ability P1, P2	0.5 A (AC) / output
Frequency of the PWM signal	200 Hz
Signal level	5V
Protection class	IP20
Ambient temperature	T40
Controller power consumption	0.02 A (1.5 W)
Communication	Wired
Dimension [mm]	140 x 95 x 40



Electronic thermostat used to distribute heat from solar collectors. Controls the solar circuit system (depending on the data obtained from the temperature sensors) in such a way that it is possible to obtain as much energy as possible from the collector. Works with HIGH EFFICIENCY solar pumps controlled by PWM signal.

Pump controller for CH system

PC11

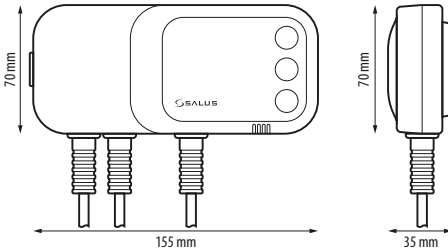
815182899



It is designed to control the water pump in the central heating circuit. The task of the device is to turn on the pump if the temperature exceeds the desired value and turn it on if the boiler cools down (due to shutting down). This prevents unnecessary pump operation and extends its life, which saves electricity.

- Product advantages:**
- protection against freezing (ANTI-frost function)
  - preventing pump from failure (ANTI-stop function)
  - sound alarm (to avoid overheating)
  - simple operation via 3 buttons

Power supply	230V AC 50 Hz
Rating Max	6 A
Power consumption	2 W
Temperature range	5 - 80°C
Temperature measurement range	0 - 99°C
Operating temperature	-10 - 50°C
Sensor wire length	1.2 m
Dimension [mm]	155 x 70 x 35



Pump controller for CH or DHW system

PC11W

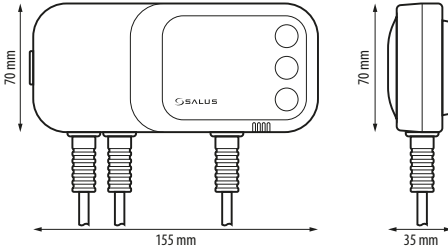
815182898



It is designed to control the water pump in the central heating and hot water circulation. It also works as a safety thermostat. It has the ability to turn on and off the pump. The pump will start after exceeding the temperature set by the user "C", and will turn off after exceeding the set off temperature "U".

- Product advantages:**
- own temperature settings for switching ON / OFF the pump
  - displaying of the measured temperature
  - an option of working in manual mode
  - protection against freezing (ANTI-frost function)
  - preventing pump from failure (ANTI-stop function)
  - sound alarm (to avoid overheating)
  - simple operation via 3 buttons

Power supply	230V AC 50 Hz
Rating Max	6 A
Power consumption	2 W
Adjustable temperature range (ON)	5 - 80°C
Adjustable temperature range (OFF)	10 - 85°C
Temperature measurement range	0 - 99°C
Operating temperature	-10 - 50°C
Sensor wire length	1.2 m
Dimension [mm]	155 x 70 x 35



Pump controller for CH and DHW system

PC12HW

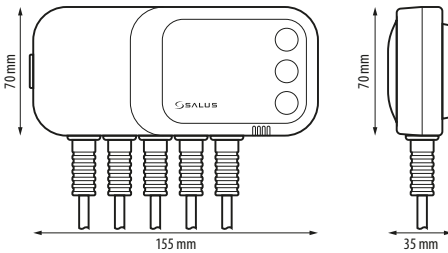
815182897



The controller turns on when the boiler temperature exceeds the user-set central heating pump activation temperature. The DHW pump works on the basis of a temperature difference. The DHW pump is switched on when the boiler temperature exceeds the tank temperature by the hysteresis set by the user. The hot water pump works until the boiler and tank temperatures equalize or the set tank temperature is reached.

- Product advantages:**
- displaying of the measured temperature
  - an option of working in manual mode
  - summer mode, which limits out-of-season CH operation
  - preventing pump from failure (anti-stop function)
  - optimally hot water (thanks to the DHW priority mode)
  - sound alarm (to avoid overheating)
  - simple operation via 3 buttons

Power supply	230V AC 50 Hz
Rating Max	6 A
Power consumption	2 W
Temperature range	5 - 80°C for CH 5 - 80°C for DHW
Temperature measurement range	0 - 99°C
Operating temperature	-10 - 50°C
Sensor wire length	1.2 m
Dimension [mm]	155 x 70 x 35





Pipe / Cylinder thermostat  
AT10

615232890

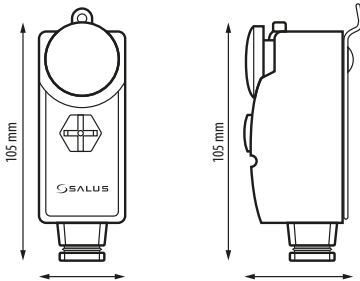


It has a knob with which you can easily change and control the temperature in the central heating circuit. It can be used to turn on circulation pumps, boiler or switching valves. Also used as a safety thermostat in underfloor heating to turn off the circulation pump when the feed water temperature is too high.

Product advantages:

- has a temperature range between 30°C and 90°C
- easy to mount on the pipe surface
- 2 types of connection: turning above or below the selected temperature parameter
- used as a safety thermostat (additional protection)

Power supply	230V AC 50 Hz
Rating Max	16 (4) A
Output signal	NO/COM/NC contacts
Temperature range	30 - 90°C
Dimension [mm]	105 x 45 x 50



Pipe / Cylinder thermostat with capillary  
AT10F

615232891

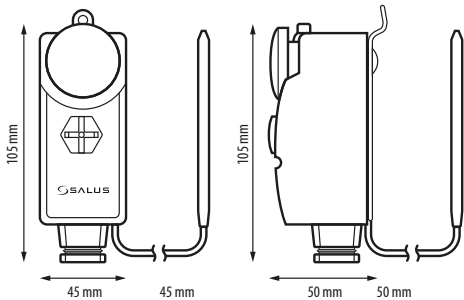


Mechanical thermostat for wall mounting, equipped with an external temperature sensor (capillary). It has a knob with which you can easily change and control the temperature in the DHW or CH circuit. It can be used to turn on circulation pumps, boiler or to activate zone or switching valves when loading DHW tanks.

Product advantages:

- has a temperature range between 30°C and 90°C
- easy to mount on the pipe surface
- 2 types of connection: turning above or below the selected temperature parameter
- used as a safety thermostat (additional protection)

Power supply	230V AC 50 Hz
Rating Max	16 (4) A
Output signal	NO/COM/NC contacts
Temperature range	30 - 90°C
Dimension [mm]	105 x 45 x 50 capillary length: 1200 Ø capillary: 7



Two-way valve, shut-off (zone)  
PMV21 / PMV24

615240100 / 615240101



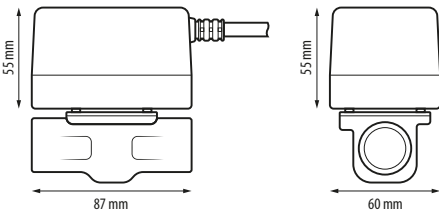
The zone valve with electric drive was created to control the flow of water in the central heating system. The body is made of brass, on which is mounted an actuator with a return spring and a limit switch. It is possible to manually open the valve and block it. The actuator is made in NC version (without power supply, valve is closed).

Product advantages:

- standard hydraulic and electrical connectors
- can be used in heating and cooling installations
- the actuator housing can be removed
- standard wires

Available thread sizes:  
PMV21 - 1"  
PMV24 - 3/4"

Power supply	230V AC 50 Hz
Rating Max	3 A
Power consumption	6 W
Output	NO/COM contacts
Fluid temperature range	5°C - 88°C
Max static pressure	8.6 bar
Differential pressure	1" - 0.8 bar / 3/4" - 0.6 bar
Protection class	IP20
Dimension [mm]	87 x 55 x 60



Three-way valve, diverter (zone)  
PMV31 / PMV34

615243502 / 615243503



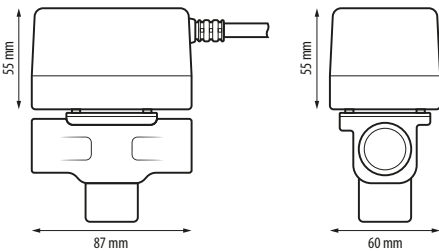
The three-way switching valve with electric drive was created to control the flow of water in the central heating system. The body is made of brass, on which is mounted an actuator with a return spring and a limit switch. It is possible to manually switch the valve and block it. The valve is recommended for the split function. The flow direction without power supply is from AB to B.

Product advantages:

- standard hydraulic and electrical connectors
- stable construction
- can be used in heating and cooling installations
- standard wires

Available thread sizes:  
PMV31 - 1"  
PMV34 - 3/4"

Power supply	230V AC 50 Hz
Rating Max	3 A
Power consumption	6 W
Output	NO/COM contacts
Fluid temperature range	5°C - 88°C
Max static pressure	8.6 bar
Differential pressure	1" - 0.8 bar / 3/4" - 0.6 bar
Protection class	IP20
Dimension [mm]	87 x 55 x 60



16A - relay module  
RM-16A

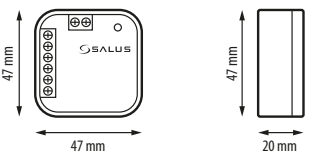
815252588



Example use:

- Control of a heating device (ON-OFF type) by 230V AC voltage signal from thermostat from EXPERT NSB, HTR, BTR series (e.g. VS30 / HTRP / BTRP).
- Control of a solid-fuel boiler (which requires an NC/COM contact) by connecting a temperature thermostat with a COM/NO output to the RM16-A relay module (e.g. T105).
- Connecting a receiver which needs more power than the thermostat relay allows. The maximum current consumption of an electrical device should not exceed 16A.
- To relieve wiring centre's relay (KL06 / KL08NSB / KL08RF) when more actuators are connected than allowed or other devices than thermoelectric actuators are plugged into the wiring centre's zone outputs (e.g. pumps, motor valves, electric heating mats).

Power supply	230V AC 50 Hz
Rating Max	16 A / 250V AC
Voltage free NO / COM input	Connection of a thermostat with a NO / COM voltage free relay
SL voltage inputs	Connection of a thermostat with a 230V AC output signal
Output signal	NO/COM/NC relay
Dimension [mm]	47 x 47 x 20





# MAG-Defender flow magnetic filter

## MD22A / MD34AWO

615250650 / 615250651



The device catches impurities with a strong neodymium magnet. It protects the central heating installation and extends the life of the boiler, pump. Recommended for systems with an electronic circulation pump. Increases the efficiency of the CH system.

**In the set:**

- filter with a special key to open it
- 22mm connection valves (model MD22A) - 2 pcs.
- connection valves 3/4 "(model MD34AWO) - 2 pcs.
- drain valve

**Product advantages:**

- removes up to 100% suspension of iron oxide
- the ability to take out neodymium magnet
- simple installation, easy to clean and maintain
- 500 ml capacity

Versions available:  
MD22A - 22 mm  
MD34AWO - 3/4"



# Remote Mains Switch

## RR868

615252590



The set is used for wireless switching on of electrical devices, e.g. pumps, fans, lighting. The ideal solution in the absence of wiring. The transmitter and receiver can be mounted in a  $\varnothing$  60 mm box.

**In the set:**

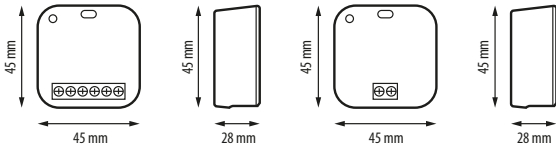
- transmitter
- receiver
- two surface-mounted housing

**Product advantages:**

- can be used for wireless signal transmission about the work or failure of electrical devices in automation
- transmitter and receiver are factory-paired

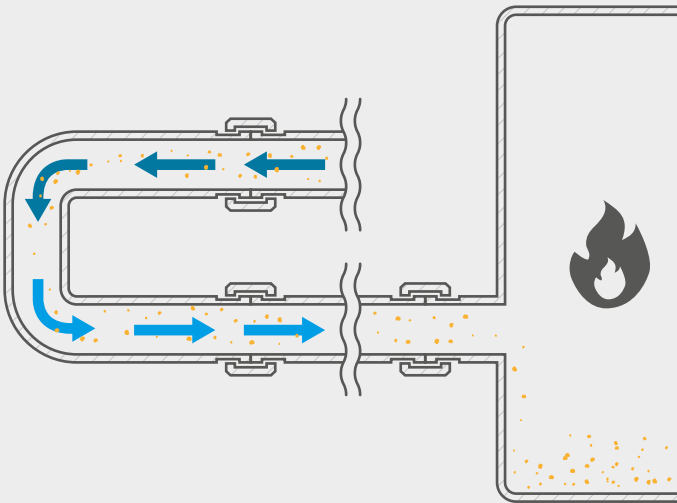


Power supply	230V AC 50 Hz
Rating Max	5 (3) A
Output signal	230 V AC
Communication	Wireless, 868 Mhz
Dimension [mm]	45 x 45 x 20
Housing dimension [mm]	84 x 84 x 28



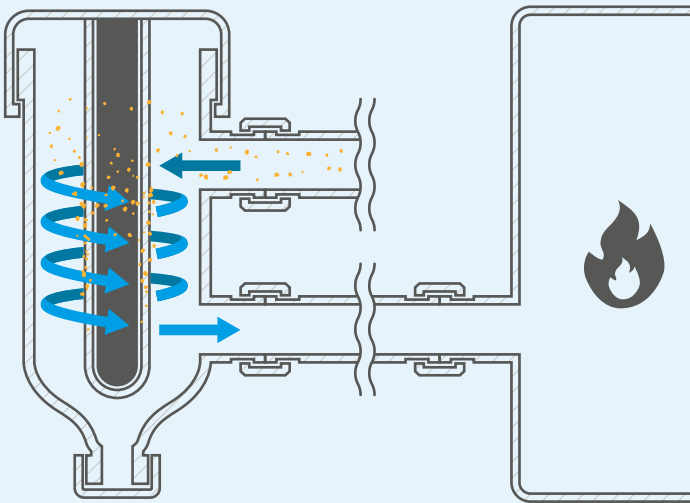
## Without using a filter

Lack of filter causes sludge and impurities to enter the boiler. This results in a shortened service life and bad operation of the heat source.



## With using Mag Defender filter

The filter effectively stops sludge and dirt, which extends the life of the boiler.



# Inhibitor

## LX1

615252241



LX1 is a protection liquid against internal corrosion, stone and sludge. Can be used for any heating system. Preservative.

**Product advantages:**

- long-term protection and maintenance of the heating system
- prevents sludge build-up
- one package is enough for every 100 liters of installation capacity

# Temperature sensor

## FS300

615250431

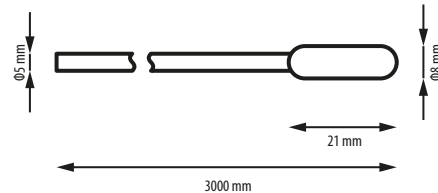


Floor sensor (e.g. for installation in the floor). Thanks to the appropriate thickness and rigidity, dedicated to protect underfloor heating. It allows you to measure the air temperature in a room at a distance.

**Compatible with thermostats:**

- Expert HTR series: HTRP230, BTRP230
- NSB Expert series: VS30W, VS30B, VS35W, VS35B
- Smart Home series: SQ610, SQ610RF, VS10WRF, VS10BRF, VS20WRF, VS20BRF, HTRS-RF(30), HTRP-RF(50), TS600
- FC600 fan coil thermostat

Measuring range	-10°C - 100°C
Thermistor	NTC 10 k $\Omega$
Cord length	3 m
Cross-section	2 x 0.5 mm <sup>2</sup>





Heating circuit temperature sensor  
CT10-X 3M

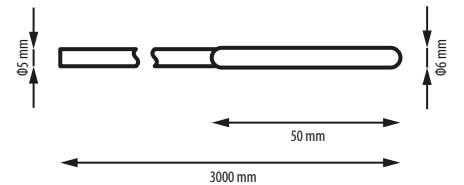
515250420



The sensor measures the temperature of the liquid by contact or through a protective sleeve.

- Product advantages:**
- it is NOT waterproof
  - it is recommended to use thermal paste during assembly
  - works with the WT100 weather thermostat

Measuring range	0°C - 100°C
Thermistor	NTC 10 kΩ
Cord length	3 m
Cross-section	2 x 0.5 mm <sup>2</sup>



Container temperature sensor  
CT6-PT1000

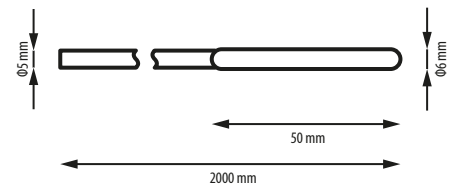
515250421



The sensor measures the temperature of the liquid by contact or through a protective sleeve in the container.

- Product advantages:**
- it is NOT waterproof
  - it is recommended to use thermal paste during assembly
  - cooperates with the solar thermostat PcSol201

Measuring range	0°C - 100°C
Thermistor	Pt1000
Cord length	2 m
Cross-section	2 x 0.5 mm <sup>2</sup>



Collector temperature sensor  
CT6 W-PT1000

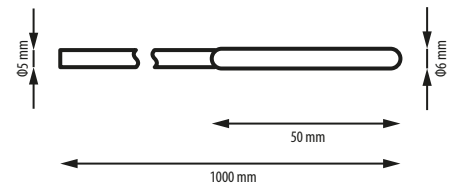
515250422



The sensor measures the temperature of the liquid by contact or through a protective sleeve in the collector.

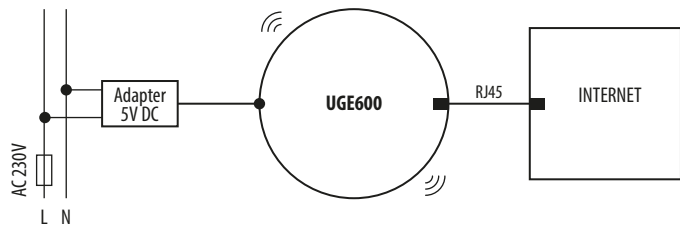
- Product advantages:**
- it is NOT waterproof
  - it is recommended to use thermal paste during assembly
  - cooperates with the solar thermostat PcSol201

Measuring range	-40°C - 180°C
Thermistor	Pt1000
Cord length	1 m
Cross-section	2 x 0.5 mm <sup>2</sup>



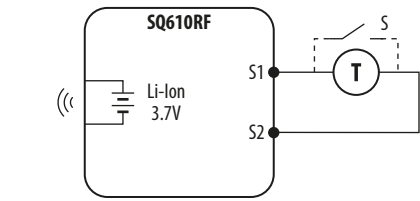
UGE600

Power supply	5V DC
Port	1x10/100 LAN port
Mounting	Table or wall mounted
Communication	Wireless, ZigBee 2.4 GHz
Dimension [mm]	H=55.5   Ø=90



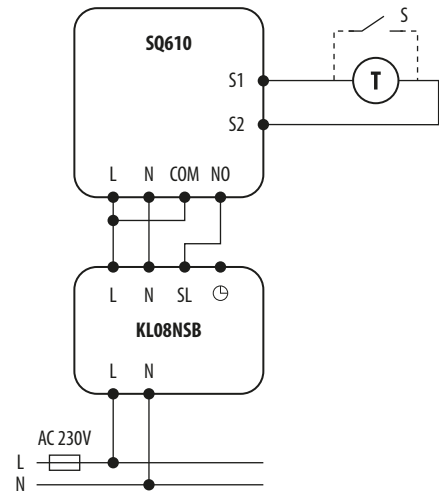
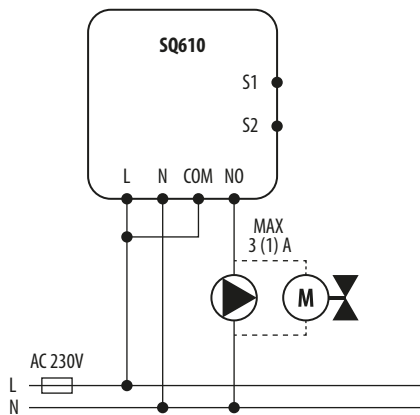
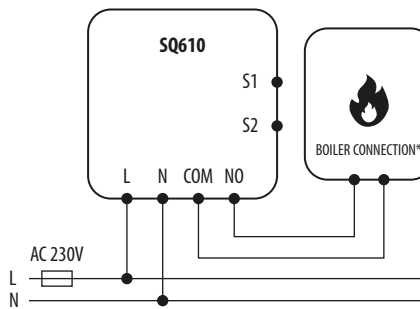
SQ610RF

Power supply	Built-in Li-Ion 3,7V Battery
Temperature range	5 - 40°C
Display temperature accuracy	0.5°C or 0.1°C
Control algorithm	ITLC or Hysteresis: ±0.25°C / ± 0.5°C THB
Communication	Wireless, ZigBee 2.4 GHz
S1 and S2 input	Floor temperature sensor External air sensor Occupancy sensor OneTouch rule trigger Heating/Cooling modes changeover
Working temperature	0 - 45°C
Protection class	IP30
Dimension [mm]	86 x 86 x 11



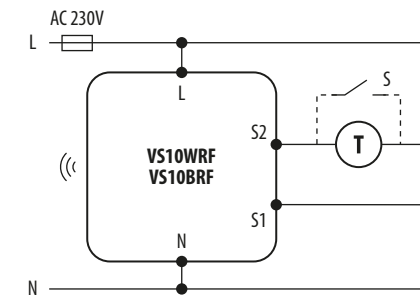
SQ610

Power supply	230V AC 50 Hz
Rating Max	3 (1) A
Temperature range	5 - 40°C
Display temperature accuracy	0.5°C or 0.1°C
Control algorithm	ITLC or Hysteresis: ±0.25°C / ± 0.5°C THB
Communication	Wireless, ZigBee 2.4 GHz
S1 and S2 input	Floor temperature sensor External air sensor Occupancy sensor OneTouch rule trigger Heating/Cooling modes changeover
Output control	COM / NO (volt-free)
Working temperature	0 - 45°C
Protection class	IP30
Dimension [mm]	86 x 86 x 28
Thickness after mounting in a wall-box ø60 [mm]	10



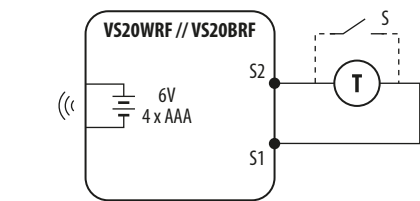
VS10WRF / VS10BRF

Power supply	230V AC 50 Hz
Temperature range	5 - 35°C
Display temperature accuracy	0.5°C
Control algorithm	TPI or Hysteresis: ±0.25°C or ±0.5°C
Communication	Wireless, ZigBee 2.4 GHz
Dimension [mm]	86 x 86 x 42
Thickness after mounting in a wall-box ø60 [mm]	16.5



VS20WRF / VS20BRF

Power supply	4 x AAA batteries
Temperature range	5 - 35°C
Display temperature accuracy	0.5°C
Control algorithm	TPI or Hysteresis: ±0.25°C or ±0.5°C
Communication	Wireless, ZigBee 2.4 GHz
Dimension [mm]	86 x 86 x 29

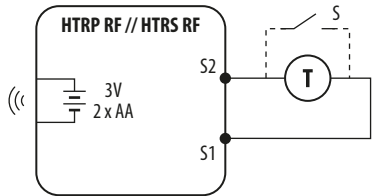


HTRP-RF(50)

Power supply	2 x AA batteries
Temperature range	5 - 35°C
Display temperature accuracy	0.5°C
Control algorithm	TPI or Hysteresis: ±0.25°C or ±0.5°C
Communication	ZigBee 2.4 GHz
Dimension [mm]	85 x 85 x 25

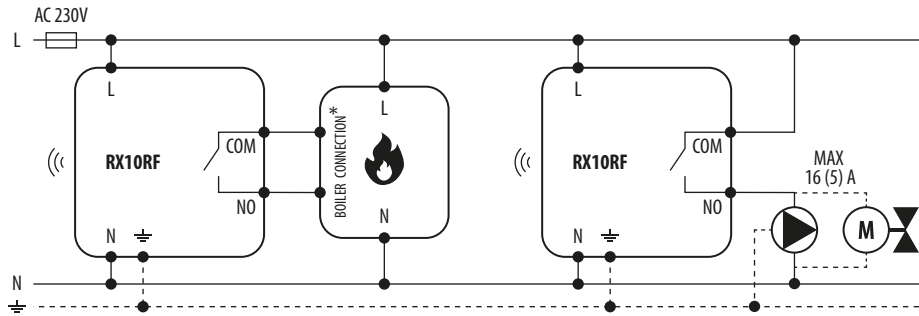
HTRS-RF(30)

Power supply	2 x AA batteries
Temperature range	5 - 35°C
Display temperature accuracy	0.5°C
Control algorithm	TPI or Hysteresis: ±0.25°C or ±0.5°C
Communication	ZigBee 2.4 GHz
Dimension [mm]	85 x 85 x 25



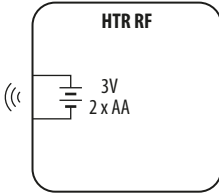
RX10RF

Power supply	230V AC 50 Hz
Rating Max	16 (5) A
Output signal	NO/COM relay
Communication	Wireless, ZigBee 2.4 GHz
Dimension [mm]	145 x 100 x 35



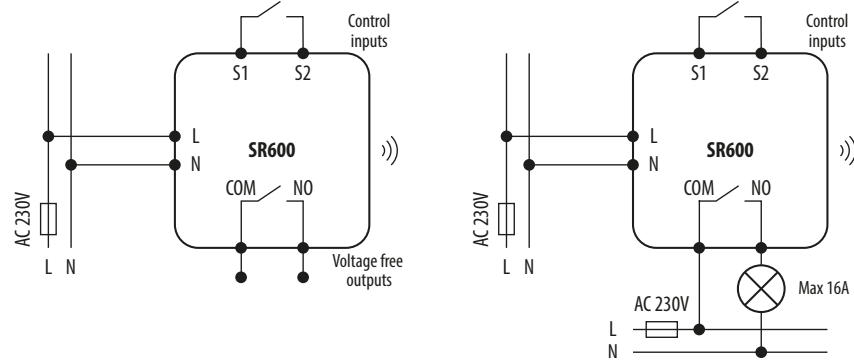
HTR-RF(20)

Power supply	2 x AA batteries
Temperature range	5 - 32.5°C
Display temperature accuracy	0.5°C
Control algorithm	TPI or Hysteresis: ±0.25°C
Communication	ZigBee 2.4 GHz
Dimension [mm]	80 x 80 x 35



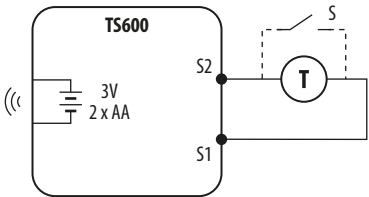
SR600

Power supply	230V AC 50 Hz
Rating Max	16 (5) A
Output signal	NO/COM relay
Input	S1 and S2
Communication	Wireless, ZigBee 2.4 GHz
Dimension [mm]	45 x 45 x 20



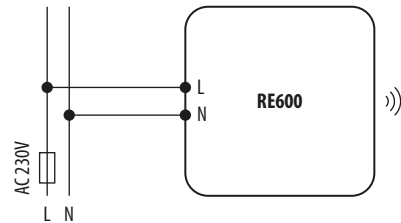
TS600

Power supply	2 x AA batteries
Temperature range	5 - 35°C
Display temperature accuracy	0.5°C (only in the app)
Control algorithm	TPI or Hysteresis: ±0.25°C or ±0.5°C
Communication	Wireless, ZigBee 2.4 GHz
Dimension [mm]	51 x 85 x 26



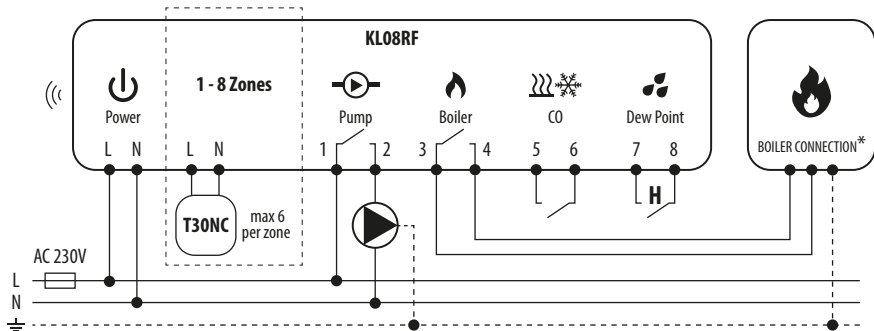
RE600

Power supply	230V AC 50 Hz
Communication	Wireless, ZigBee 2.4 GHz
Dimension [mm]	45 x 45 x 20



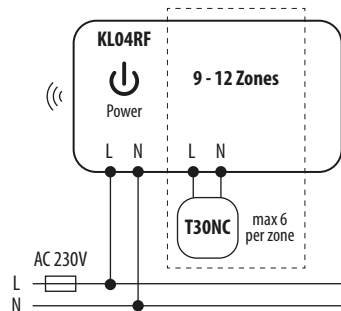
KL08RF

Model	KL08RF	KL08RF24V
Power supply	230V AC 50 Hz	230V AC 50 Hz
Rating Max	3 A	2 A
Inputs	Heating/cooling changeover Dew point	
Outputs	Pump (NO/COM) Boiler (NO/COM)	
Actuator outputs	230V	24V
Communication	Wireless, ZigBee 2.4 GHz	
Dimension [mm]	355 x 85 x 67	



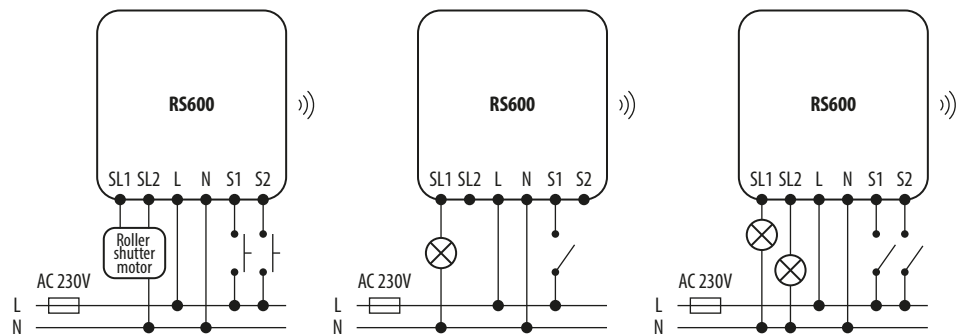
KL04RF

Power supply	230V AC 50 Hz
Dimension [mm]	170 x 85 x 67



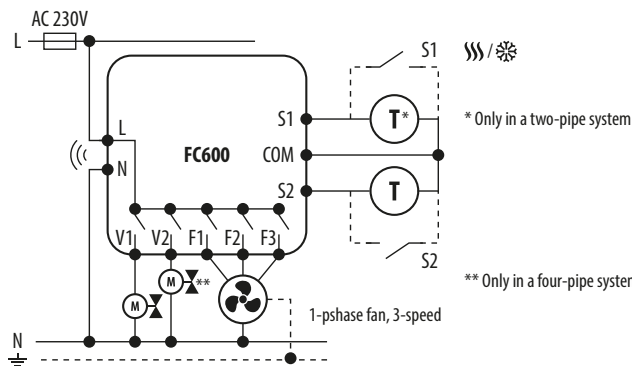
RS600

Power supply	230V AC 50 Hz
Rating Max	5 (2) A
S1, S2 input	230V AC 50 Hz
SL1, SL2 output	230V AC 50 Hz
Communication	Wireless, ZigBee 2.4 GHz
Dimension [mm]	45 x 45 x 20



FC600

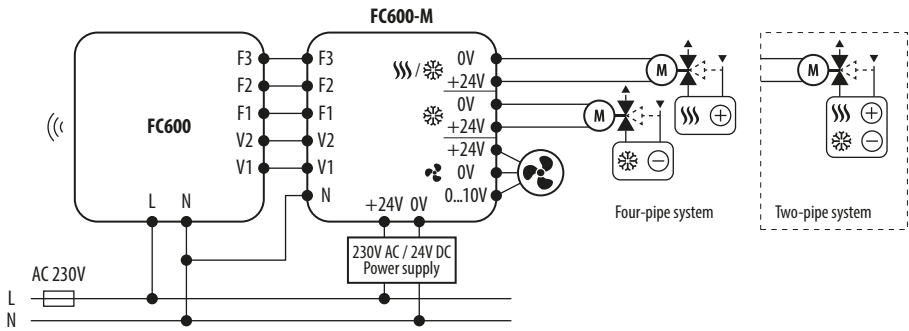
Power supply	230V AC 50 Hz
Rating Max	5 (2) A
Control outputs:	230 V AC 50 Hz
- Fan Speed control (I, II, III gear)	
- Valve actuator (cooling/heating)	
Temperature range	5 - 40°C
Display temperature accuracy	0.1°C or 0.5°C
Communication	Wireless, ZigBee 2.4 GHz
Dimension [mm]	86 x 86 x 46
Thickness after mounting in a wall-box ø60 [mm]	16.5





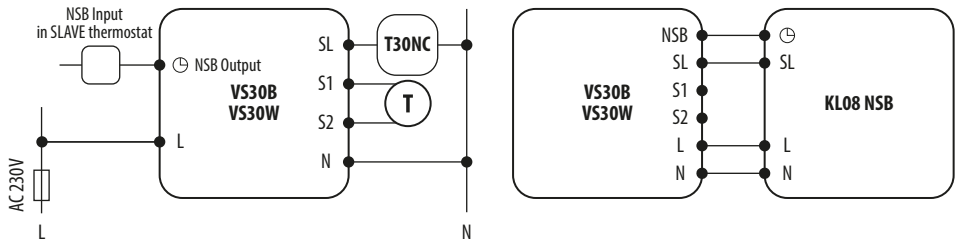
FC600-M 0-10V

Power supply	24V DC
Inputs: - F1,F2,F3: Low/Medium/High fan speeds - V1, V2: Valve inputs (heating and cooling)	230V AC
Outputs: - Fan supply and control - V1, V2: Valve outputs (heating and cooling)	24V DC; 6.5 A 0...10V 24V DC; 1 A
Mounting	35 mm DIN rail
Dimension [mm]	51 x 90 x 65



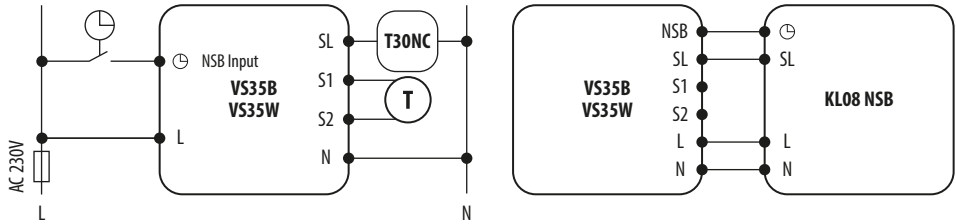
VS30W / VS30B

Power supply	230V AC 50 Hz
Rating Max	3 A
Output signal	230V AC 50 Hz
Temperature range	5 - 35°C
Display temperature accuracy	0.5°C
Control algorithm	PWM or Hysteresis: ±0.25°C or ±0.5°C
Communication	Wired
Dimension [mm]	86 x 86 x 42



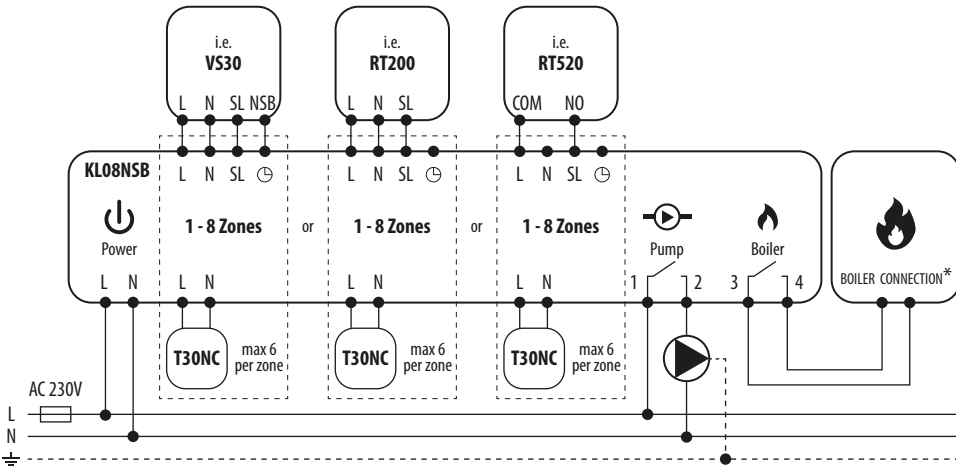
VS35W / VS35B

Power supply	230V AC 50 Hz
Rating Max	3 A
Output signal	230V AC 50 Hz
Temperature range	5 - 35°C
Display temperature accuracy	0.5°C
Control algorithm	PWM or Hysteresis: ±0.25°C or ±0.5°C
Communication	Wired
Dimension [mm]	86 x 86 x 42



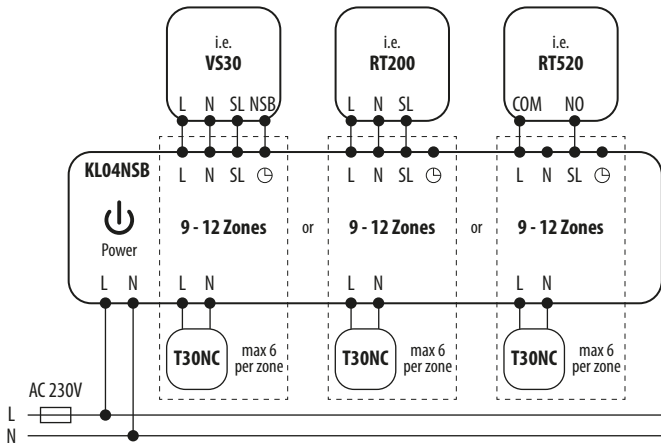
KL08NSB

Power supply	230V AC 50 Hz
Rating Max	3 A
Input	External clock (230V)
Output	Pump (NO/COM) Boiler (NO/COM) UFH thermal actuators (230V)
Dimension [mm]	355 x 85 x 67



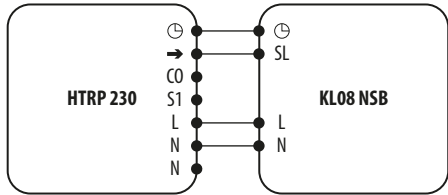
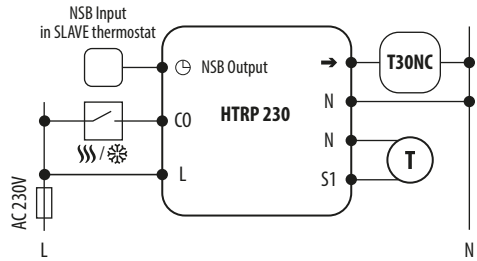
KL04NSB

Power supply	230V AC 50 Hz
Dimension [mm]	170 x 85 x 67



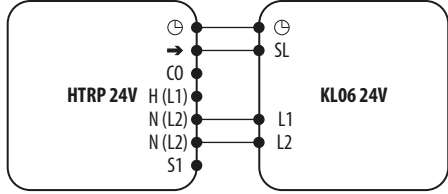
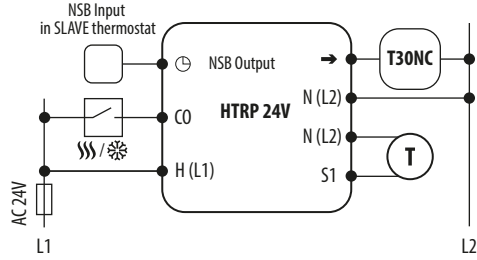
HTRP230(50)

Power supply	230V AC 50 Hz
Rating Max	0.5 A (230V)
Output signal	230V AC 50 Hz
Temperature range	5 - 35°C
Display temperature accuracy	0.5°C
Control algorithm	PWM or Hysteresis: ±0.25°C or ±0.5°C
Communication	Wired
Dimension [mm]	85 x 85 x 25



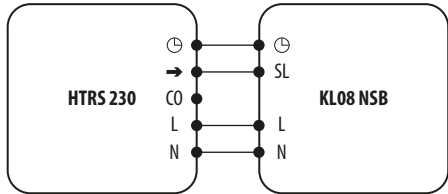
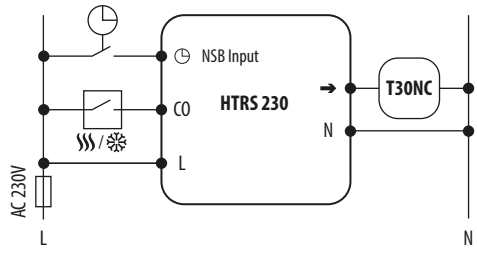
HTRP24(50)

Power supply	24V AC 50 Hz
Rating Max	1.5 A (24V)
Output signal	24V AC 50 Hz
Temperature range	5 - 35°C
Display temperature accuracy	0.5°C
Control algorithm	PWM or Hysteresis: ±0.25°C or ±0.5°C
Communication	Wired
Dimension [mm]	85 x 85 x 25



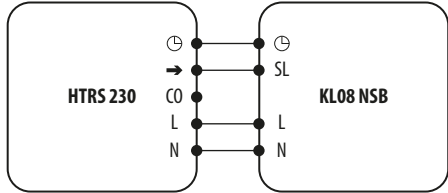
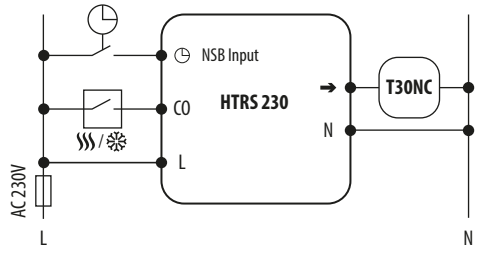
HTRS230(30)

Power supply	230V AC 50 Hz
Rating Max	0.5 A
Output signal	230V AC 50 Hz
Temperature range	5 - 35°C
Display temperature accuracy	0.5°C
Control algorithm	PWM or Hysteresis: ±0.25°C or ±0.5°C
Communication	Wired
Dimension [mm]	85 x 85 x 25



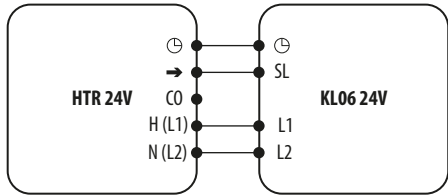
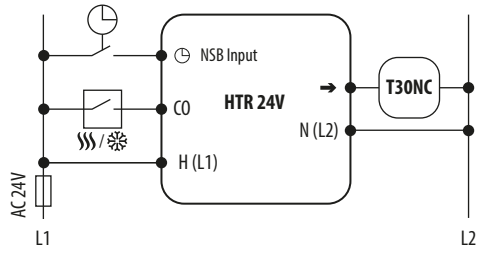
HTR230(20)

Power supply	230V AC 50 Hz
Rating Max	0.5 A
Output signal	230V AC 50 Hz
Temperature range	5 - 30°C
Display temperature accuracy	0.5°C
Control algorithm	PWM or Hysteresis: ±0.5°C
Communication	Wired
Dimension [mm]	85 x 85 x 30



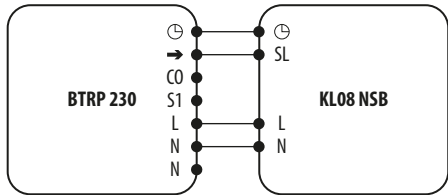
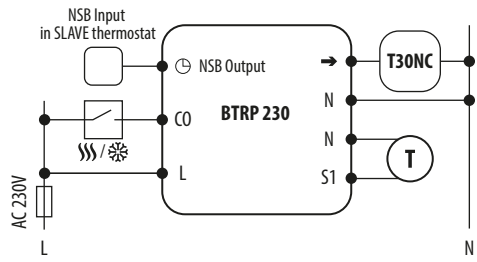
HTR24(20)

Power supply	24V AC 50 Hz
Rating Max	0.5 A
Output signal	24V AC 50 Hz
Temperature range	5 - 30°C
Display temperature accuracy	0.5°C
Control algorithm	PWM or Hysteresis: ±0.5°C
Communication	Wired
Dimension [mm]	85 x 85 x 30



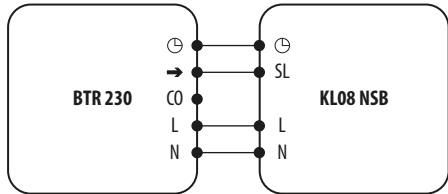
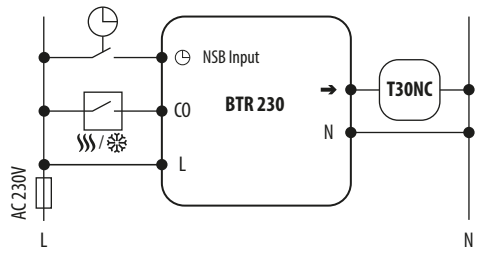
BTRP230(50)

Power supply	230V AC 50 Hz
Rating Max	0.5 A
Output signal	230V AC 50 Hz
Temperature range	5 - 35°C
Display temperature accuracy	0.5°C
Control algorithm	PWM or Hysteresis: ±0.25°C or ±0.5°C
Communication	Wired
Dimension [mm]	71 x 71 x 46



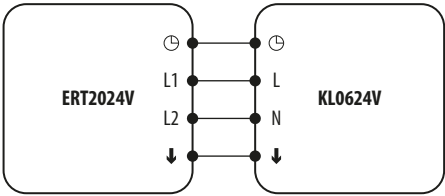
BTR230(20)

Power supply	230V AC 50 Hz
Rating Max	0.5 A
Output signal	230V AC 50 Hz
Temperature range	5 - 30°C
Display temperature accuracy	0.5°C
Control algorithm	PWM or Hysteresis: ±0.5°C
Communication	Wired
Dimension [mm]	71 x 71 x 53



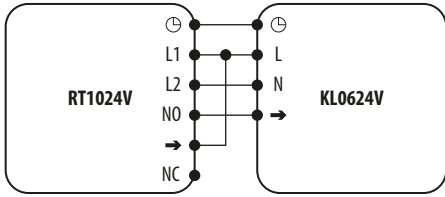
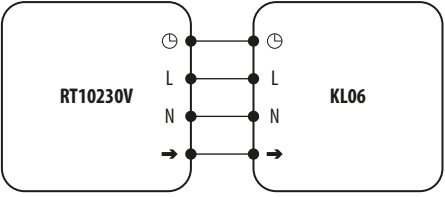
ERT2024V

Power supply	24V AC 50 Hz
Rating Max	10 (3) A
Output signal	24V AC 50 Hz
Temperature range	5 - 30°C
Control algorithm	Hysteresis: ±0.5°C
Communication	Wired
Dimension [mm]	80 x 80 x 35



RT10230V / RT1024V

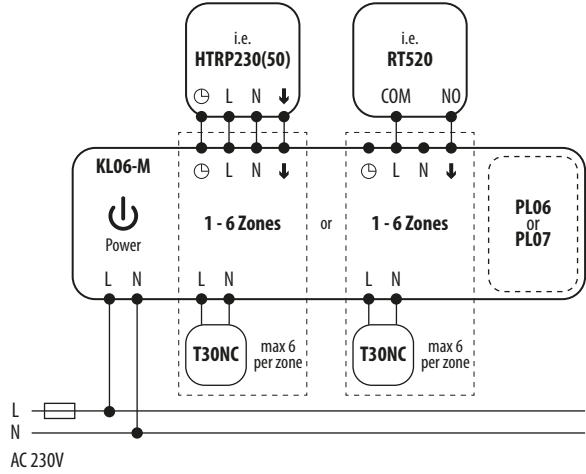
Model	RT10230V	RT1024V
Power supply	230V AC 50 Hz	24V AC 50 Hz
Rating Max	10 (2) A	10 (3) A
Output signal	230V AC 50 Hz	24V AC 50 Hz
Temperature range	5 - 30°C	
Control algorithm	PWM or Hysteresis: ±0.5°C	
Communication	Wired	
Dimension [mm]	75 x 75 x 25	



KL06-M / KL0624V

Model	KL06-M	KL0624V
Power supply	230V AC 50 Hz	24V AC 50 Hz
Rating Max	2 (1) A	
Outputs for actuators	230V	24V
Dimension [mm]	300 x 86 x 63	

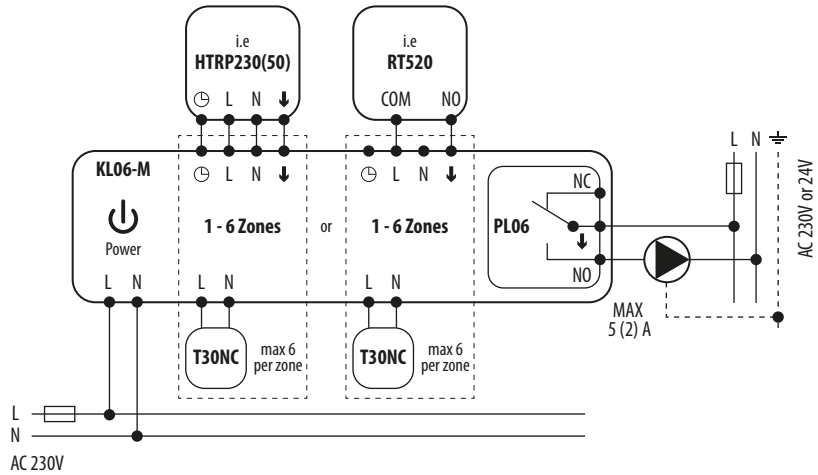
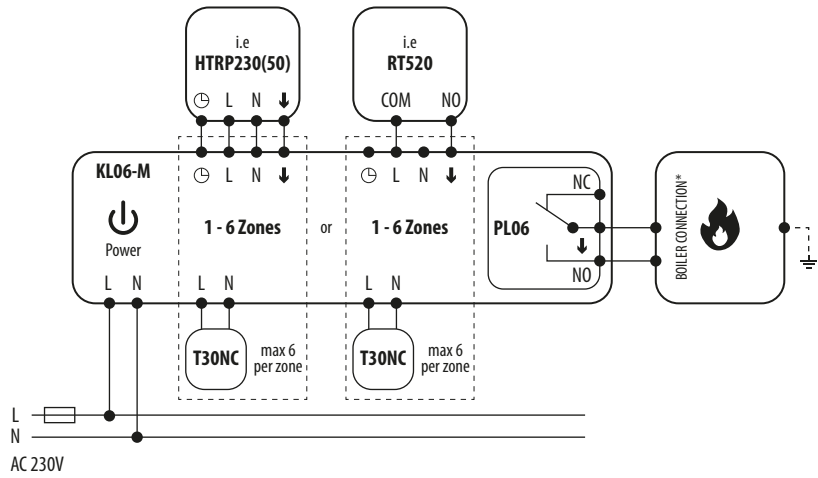
24V supply	
Power supply	230V AC 50 Hz
Output voltage	24V AC 50 Hz
Rated power	80VA
Dimension [mm]	81 x 90 x 68



KL06 + PL06

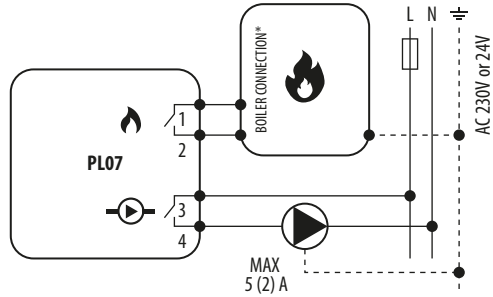
Power supply	230V AC 50 Hz
Rating Max	2 (1) A
Outputs	UFH thermal actuators (230V)
Dimension [mm]	300 x 86 x 63

Module	
Power supply	From KL06 wiring centre
Rating Max	5 (2) A
Output signal	NO/COM/NC relay
Dimension [mm]	60 x 80 x 20



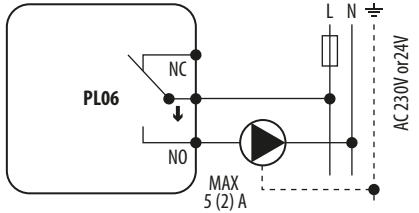
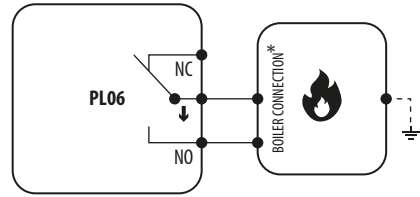
PL07

Power supply	From KL06 wiring centre
Rating Max	5 (2) A
Output signal	2 x NO/COM relay
Dimension [mm]	70 x 80 x 20



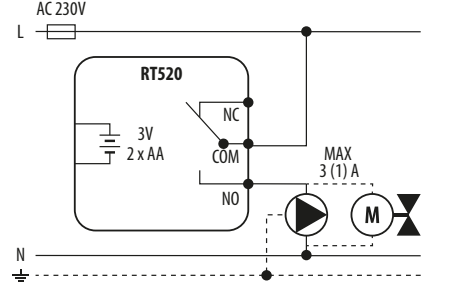
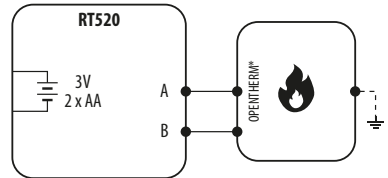
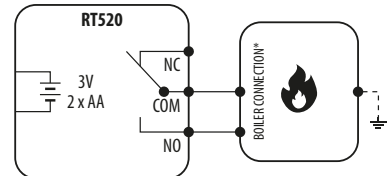
PL06

Power supply	From KL06 wiring centre
Rating Max	5 (2) A
Output signal	NO/COM/NC relay
Dimension [mm]	60 x 80 x 20



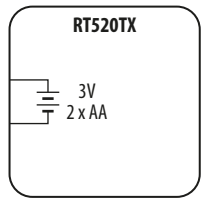
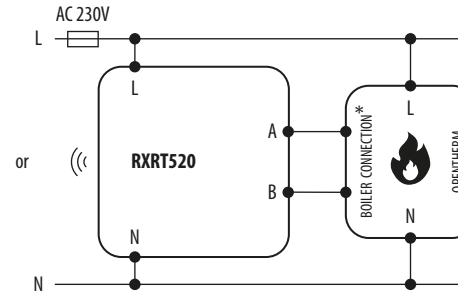
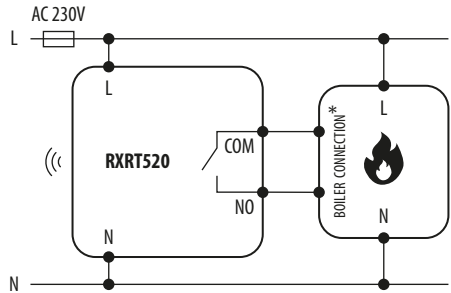
RT520

Power supply	2 x AA batteries
Rating Max	3 (1) A
Output signal	OpenTherm or voltage free NC/COM/NO
Temperature range	5 - 33.5°C
Display temperature accuracy	0.1°C or 0.5°C
Control algorithm	TPI or Hysteresis: ±0.25°C or ±0.5°C
Communication	Wired
Dimension [mm]	118 x 95 x 26



RT520RF

Power supply	2 x AA batteries
Rating Max	16 (5) A
Output signal	OpenTherm or voltage free COM/NO
Temperature range	5 - 33.0°C
Display temperature accuracy	0.1°C or 0.5°C
Control algorithm	TPI or Hysteresis: ±0.25°C or ±0.5°C
Communication	Wireless, 868 Mhz
Dimension [mm]	Transmitter: 118 x 95 x 26 Receiver: 96 x 96 x 27



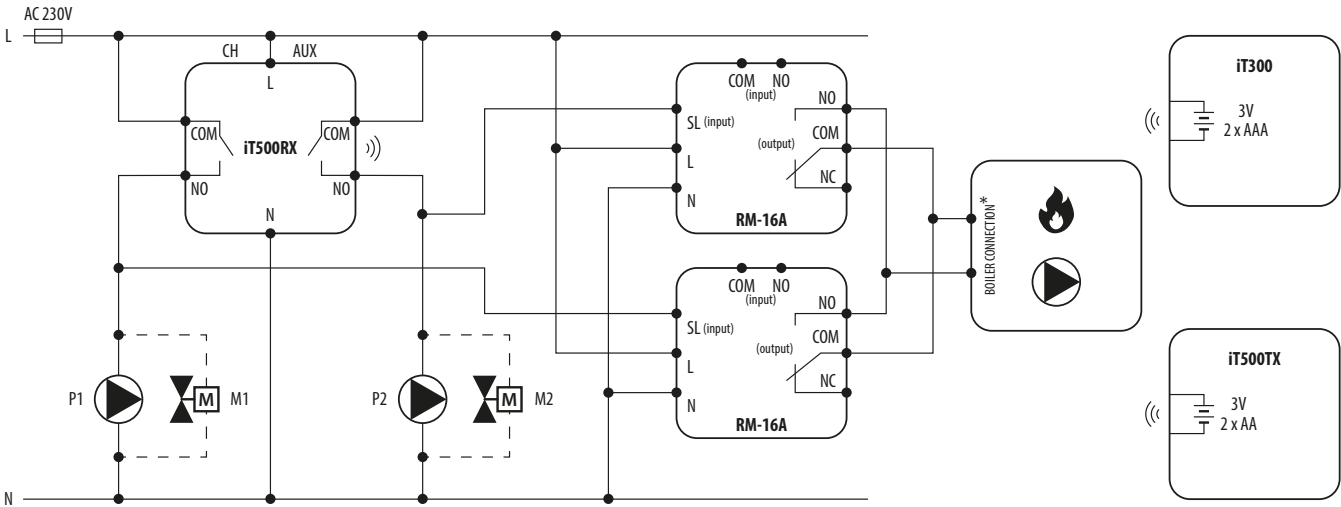
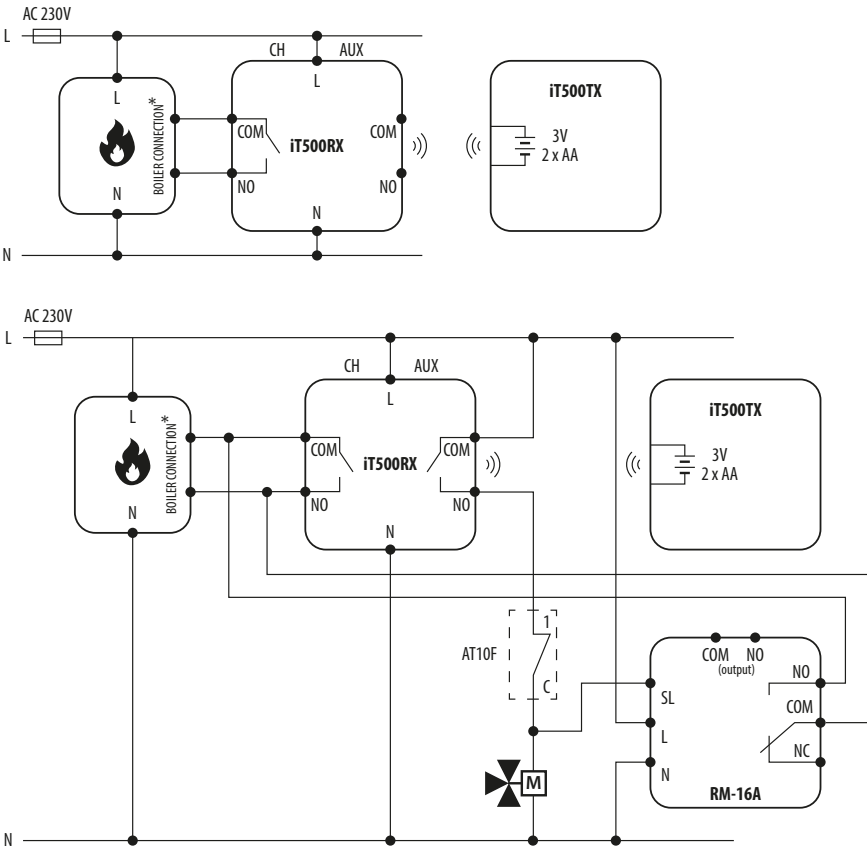


iT500

Power supply	iT500TR: 2 x AA batteries iTG500: 5V DC iT500RX: 230V AC 50 Hz
Rating Max	CH1: 16 (5) A CH2: 5 (3) A
Output	2 x NO/COM/NC relay
Temperature range	5 - 35°C
Display temperature accuracy	0.1°C or 0.5°C
Control algorithm	TPI or Hysteresis: ±0.25°C or ±0.5°C
Communication	Wireless, 868 Mhz
Dimension [mm]	iT500TR: 128 x 95 x 30 iTG500: 39 x 91 x 25, antenna: 70 iT500RX: 145 x 100 x 35

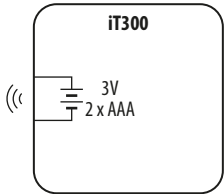
xT500

Power supply	iT500TR: 2 x AA batteries iT500RX: 230V AC 50 Hz
Rating Max	CH1: 16 (5) A CH2: 5 (3) A
Output	2 x NO/COM/NC relay
Temperature range	5 - 35°C
Display temperature accuracy	0.1°C or 0.5°C
Control algorithm	TPI or Hysteresis: ±0.25°C or ±0.5°C
Communication	Wireless, 868 Mhz
Dimension [mm]	iT500TR: 128 x 95 x 30 iT500RX: 145 x 100 x 35



iT300

Power supply	2 x AAA batteries
Communication	Wireless, 868 Mhz
Dimension [mm]	76 x 76 x 22



RT310i / RT310iSPE / RT310iSR

Transmitter

Power supply	2 x AA batteries
Temperature range	5 - 35°C
Display temperature accuracy	0.1°C or 0.5°C
Control algorithm	TPI or Hysteresis: ±0.25°C or ±0.5°C
Communication	Wireless, 868 Mhz
Dimension [mm]	96 x 96 x 27

iTG310

Power supply	5V DC
Port	1 x 10/100 LAN port
Dimension [mm]	39 x 91 x 25, antenna: 70

RXRT510

Power supply	230V AC 50 Hz
Rating Max	16 (5) A
Output signal	NO/COM relay
Dimension [mm]	96 x 96 x 27

SPE868

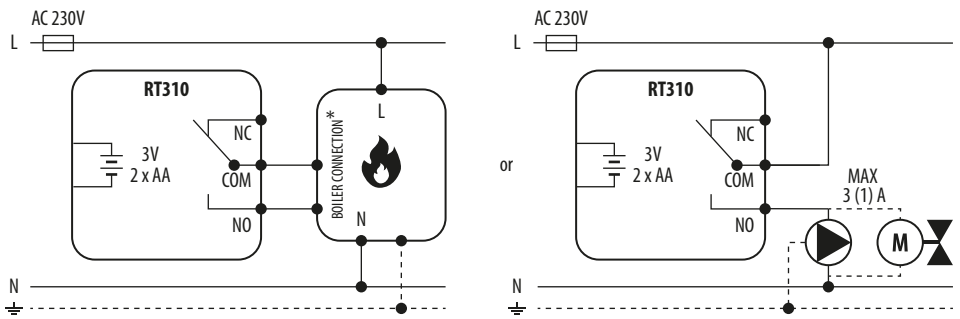
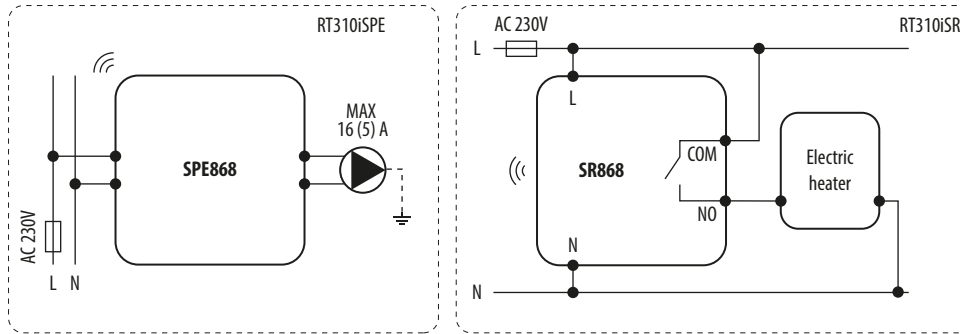
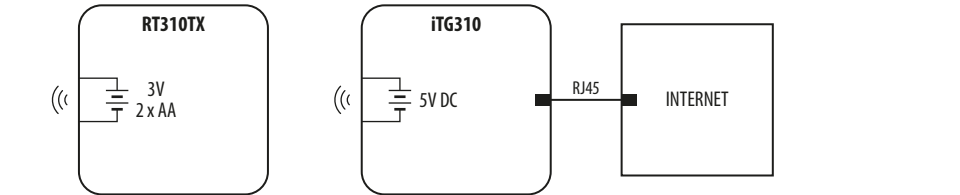
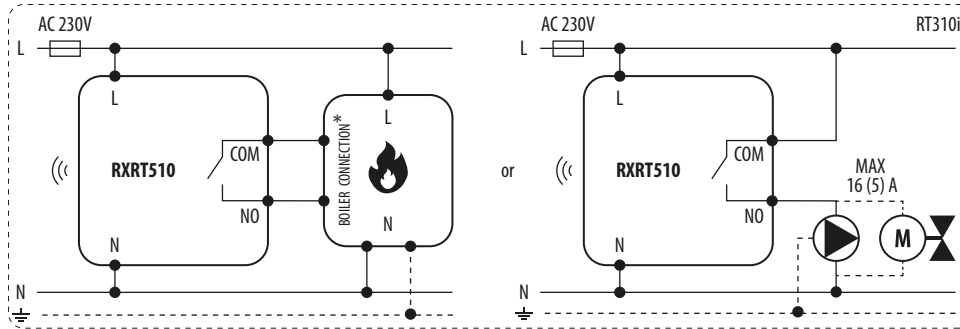
Power supply	230V AC 50 Hz
Rating Max	16 (5) A
Output signal	Schuko plug
Dimension [mm]	42 x 77 x 42

SR868

Power supply	230V AC 50 Hz
Rating Max	16 (5) A
Output signal	NO/COM relay
Communication	Wireless, 868 Mhz
Dimension [mm]	44 x 44 x 26

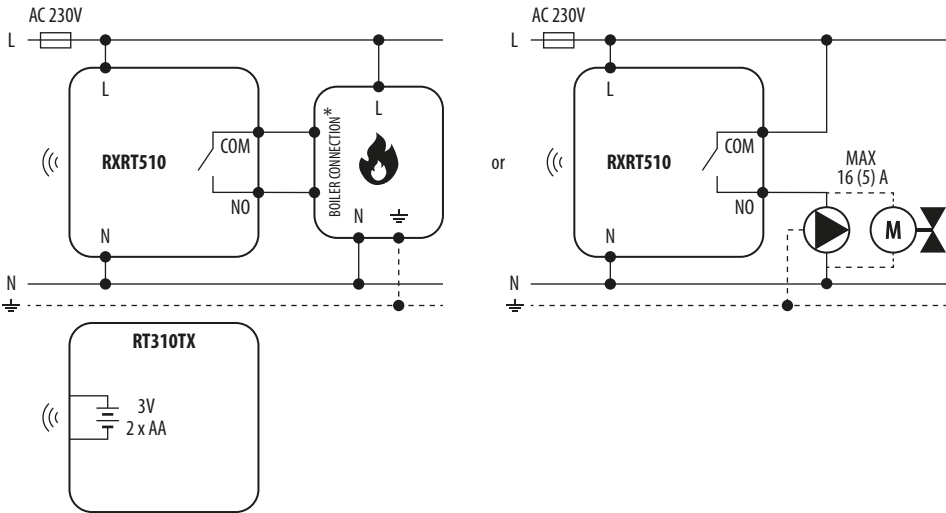
RT310

Power supply	2 x AA batteries
Rating Max	3 (1) A
Output signal	NO/COM/NC relay
Temperature range	5 - 35°C
Display temperature accuracy	0.1°C or 0.5°C
Control algorithm	TPI or Hysteresis: ±0.25°C
Communication	Wired
Dimension [mm]	96 x 96 x 27



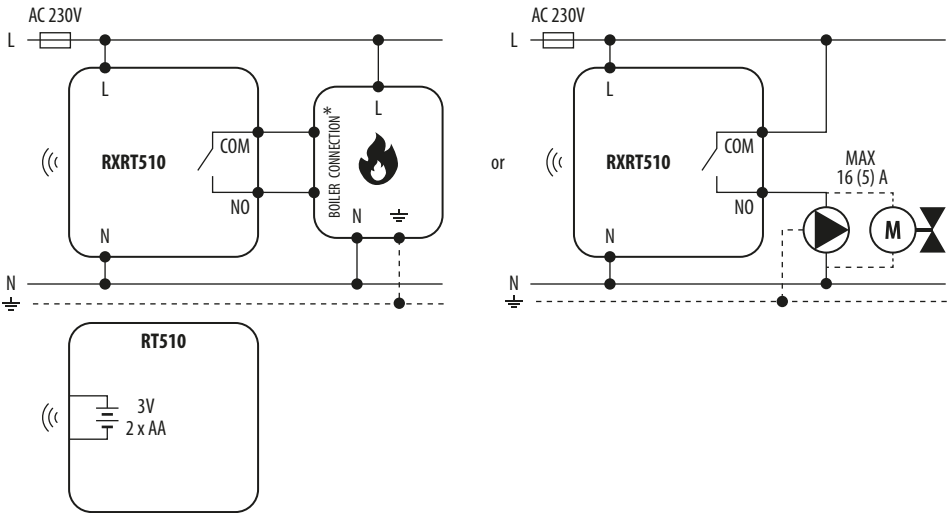
RT310RF

Transmitter's power supply	2 x AA batteries
Receiver's power supply	230V AC 50 Hz
Rating Max	16 (5) A
Output signal	NO/COM relay
Temperature range	5 - 35°C
Display temperature accuracy	0.1°C or 0.5°C
Control algorithm	TPI or Hysteresis: ±0.25°C
Receiver's model	RXRT510
Communication	Wireless, 868 Mhz
Dimension [mm]	transmitter: 96 x 96 x 27 receiver: 96 x 96 x 27



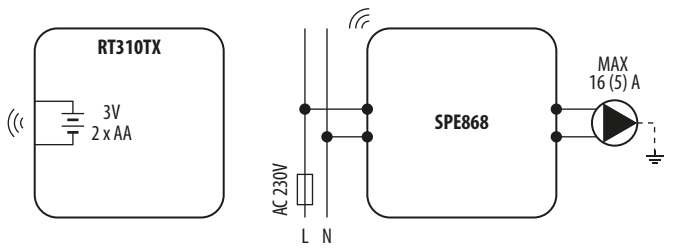
RT510RF

Transmitter's power supply	2 x AA batteries
Receiver's power supply	230V AC 50 Hz
Rating Max	16 (5) A
Output signal	NO/COM relay
Temperature range	5 - 35°C
Display temperature accuracy	0.1°C or 0.5°C
Control algorithm	TPI or Hysteresis: ±0.25°C
Receiver's model	RXRT510
Communication	Wireless, 868 Mhz
Dimension [mm]	transmitter: 120 x 96 x 27 receiver: 96 x 96 x 27



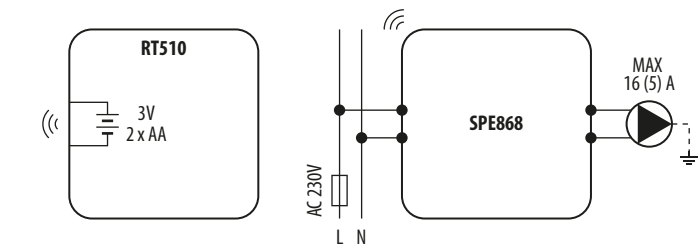
RT510SPE

Transmitter's power supply	2 x AA batteries
Receiver's power supply	230V AC 50 Hz
Rating Max	16 (5) A
Output signal	Schuko plug
Temperature range	5 - 35°C
Display temperature accuracy	0.1°C lub 0.5°C
Control algorithm	TPI or Hysteresis: ±0.25°C
Receiver's model	SPE868
Communication	Wireless, 868 Mhz
Dimension [mm]	transmitter: 120 x 96 x 27 receiver: 42 x 77 x 42



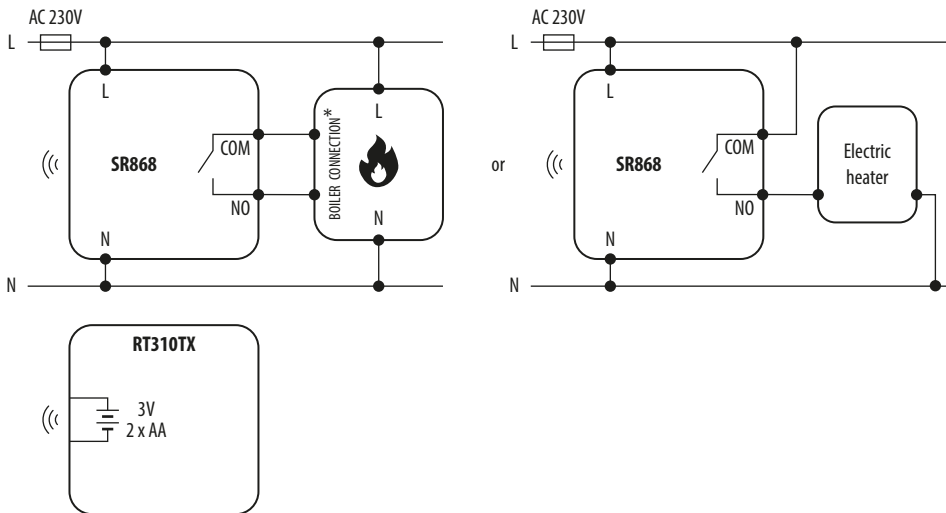
RT510SPE

Transmitter's power supply	2 x AA batteries
Receiver's power supply	230V AC 50 Hz
Rating Max	16 (5) A
Output signal	Schuko plug
Temperature range	5 - 35°C
Display temperature accuracy	0.1°C or 0.5°C
Control algorithm	TPI or Hysteresis: ±0.25°C
Receiver's model	SPE868
Communication	Wireless, 868 Mhz
Dimension [mm]	transmitter: 120 x 96 x 27 receiver: 42 x 77 x 42



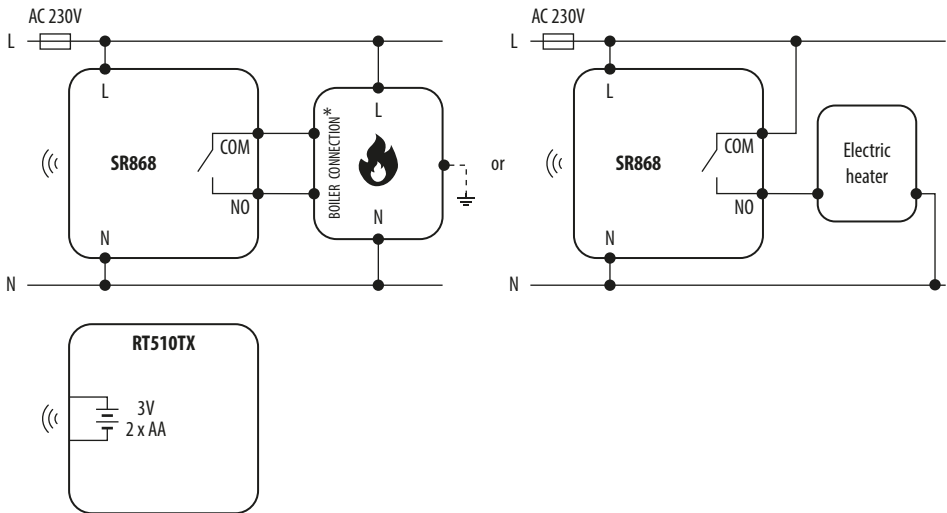
RT510SR

Transmitter's power supply	2 x AA batteries
Receiver's power supply	230V AC 50 Hz
Rating Max	16 (5) A
Output signal	NO/COM/NC relay
Temperature range	5 - 35°C
Display temperature accuracy	0.1°C or 0.5°C
Control algorithm	TPI or Hysteresis: ±0.25°C
Receiver's model	SR868
Communication	Wireless, 868 Mhz
Dimension [mm]	transmitter: 120 x 96 x 27 receiver: 44 x 44 x 26



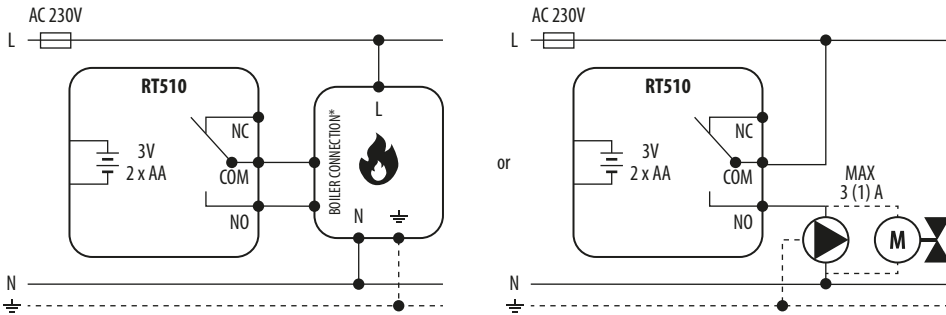
RT510SR

Transmitter's power supply	2 x AA batteries
Receiver's power supply	230V AC 50 Hz
Rating Max	16 (5) A
Output signal	NO/COM/NC relay
Temperature range	5 - 35°C
Display temperature accuracy	0.1°C or 0.5°C
Control algorithm	TPI or Hysteresis: ±0.25°C
Receiver's model	SR868
Communication	Wireless, 868 Mhz
Dimension [mm]	transmitter: 120 x 96 x 27 receiver: 44 x 44 x 26



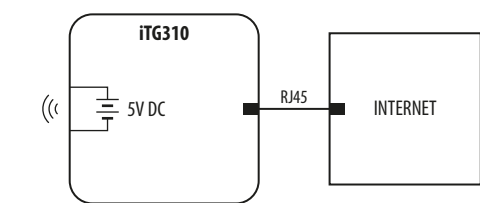
RT510

Power supply	2 x AA batteries
Rating Max	3 (1) A
Output signal	NO/COM/NC relay
Temperature range	5 - 35°C
Display temperature accuracy	0.1°C or 0.5°C
Control algorithm	TPI or Hysteresis: ±0.25°C
Communication	Wired
Dimension [mm]	120 x 96 x 27



iTG310

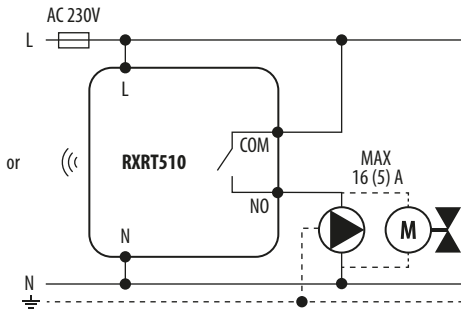
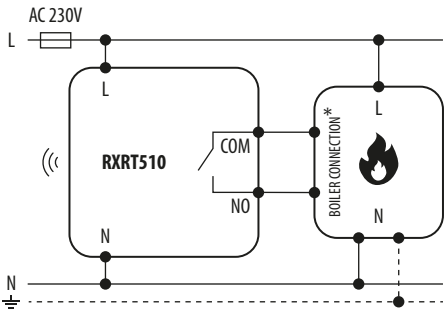
Power supply	5V DC
Port	1 x 10/100 LAN port
Dimension [mm]	39 x 91 x 25, antenna: 70





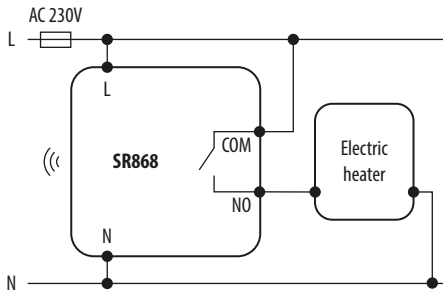
## RXRT510

Power supply	230V AC 50 Hz
Rating Max	16 (5) A
Output signal	NO/COM relay
Dimension [mm]	96 x 96 x 27



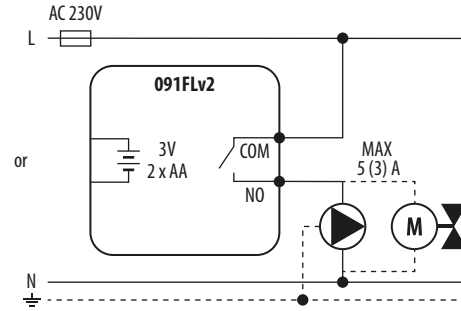
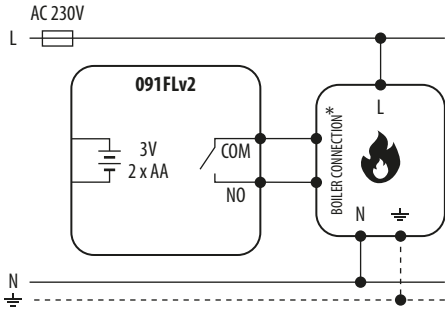
## SR868

Power supply	230V AC 50 Hz
Rating Max	16 (5) A
Output signal	NO/COM relay
Communication	Wireless, 868 Mhz
Dimension [mm]	44 x 44 x 26



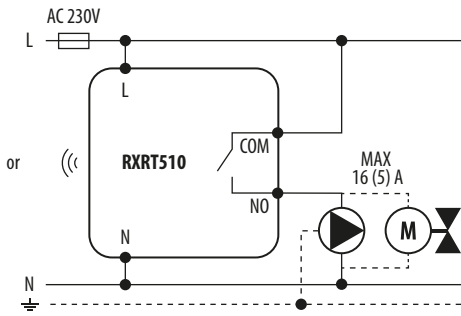
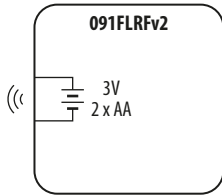
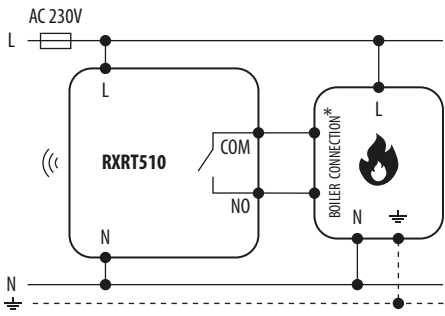
## 091FLv2

Power supply	2 x AA batteries
Rating Max	5 (3) A
Output signal	NO/COM voltage-free relay
Temperature range	5 - 30°C
Display temperature accuracy	0.2°C
Control algorithm	Hysteresis: ±0.25°C or ±0.5°C
Communication	Wired
Dimension [mm]	154 x 80 x 30



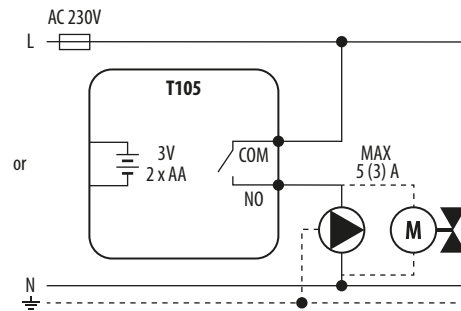
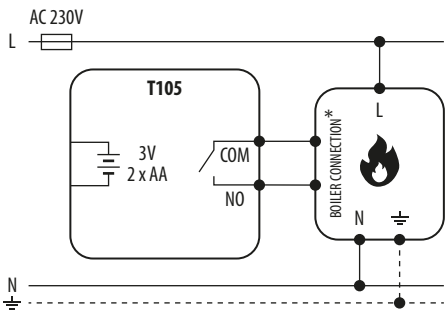
## 091FLRFv2

Transmitter's power supply	2 x AA batteries
Receiver's power supply	230V AC 50 Hz
Rating Max	16 (5) A
Output signal	NO/COM voltage-free relay
Temperature range	5 - 30°C
Display temperature accuracy	0.2°C
Control algorithm	Hysteresis: ±0.25°C or ±0.5°C
Communication	Wireless, 868 Mhz
Dimension [mm]	transmitter: 154 x 80 x 30 receiver: 96 x 96 x 27



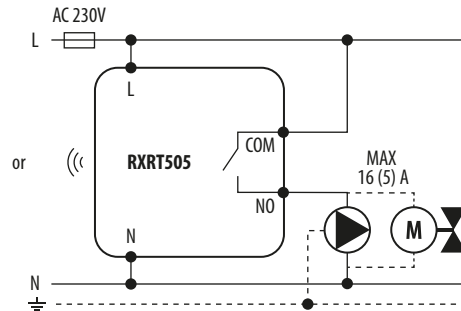
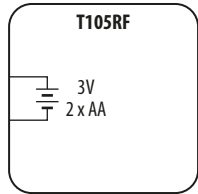
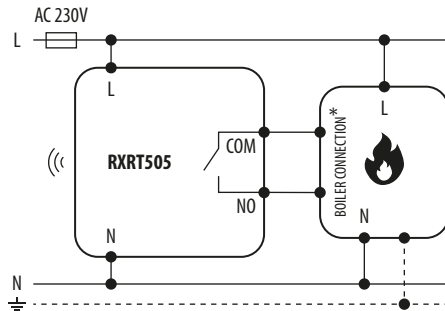
## T105

Power supply	2 x AA batteries
Rating Max	5 (3) A
Output signal	NO/COM voltage-free relay
Temperature range	5 - 30°C
Display temperature accuracy	0.2°C
Control algorithm	Hysteresis: ±0.4°C, ±0.8°C, ±1.4°C or ±1.8°C
Communication	Wired
Dimension [mm]	96 x 117 x 22



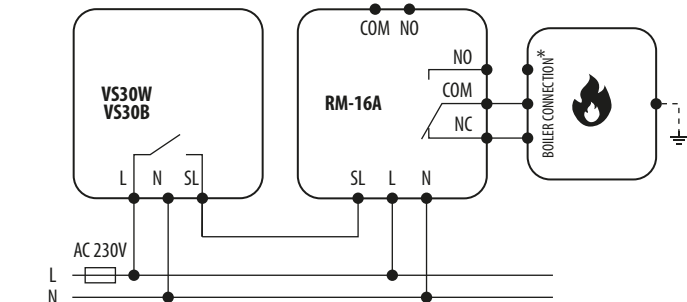
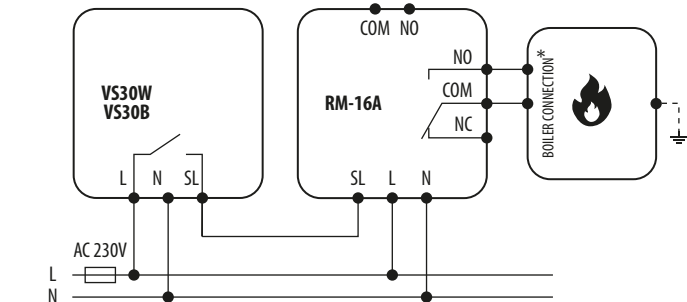
## T105RF

Transmitter's power supply	2 x AA batteries
Receiver's power supply	230V AC 50 Hz
Rating Max	16 (5) A
Output signal	NO/COM voltage-free relay
Temperature range	5 - 30°C
Display temperature accuracy	0.2°C
Control algorithm	Hysteresis: ±0.4°C, ±0.8°C, ±1.4°C or ±1.8°C
Communication	Wireless, 868 Mhz
Dimension [mm]	transmitter: 96 x 117 x 22 receiver: 129 x 97 x 35



## VS30W+RM-16 A / VS30B+RM-16 A

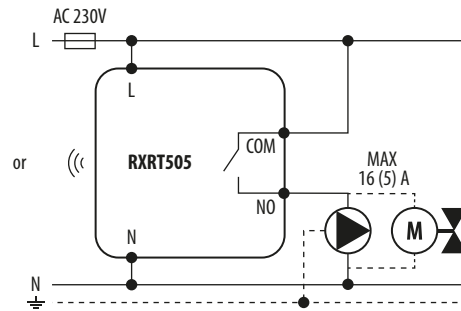
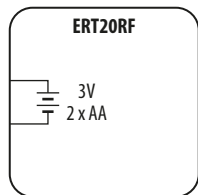
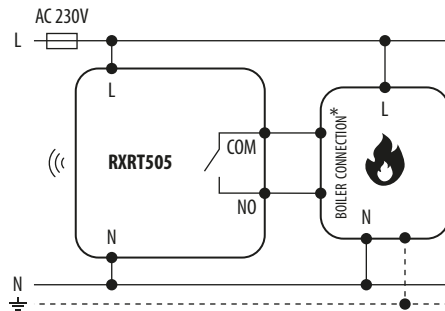
Power supply	230V AC 50 Hz
Rating Max	3 A
Output signal	230V AC 50 Hz
Temperature range	5 - 35°C
Display temperature accuracy	0.5°C
Control algorithm	PWM or Hysteresis: ±0.25°C or ±0.5°C
Communication	Wired
Dimension [mm]	86 x 86 x 42



Power supply	230V AC 50 Hz
Rating Max	16 A / 250V AC
Voltage-free NO/COM input	Connection of a thermostat with a NO / COM voltage-free relay
SL voltage input	Connection of a thermostat with a 230V AC output signal
Output signal	NO/COM/NC relay
Dimension [mm]	47 x 47 x 20

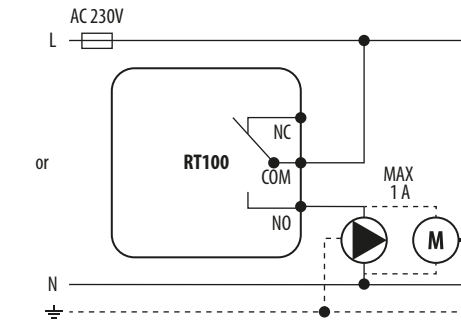
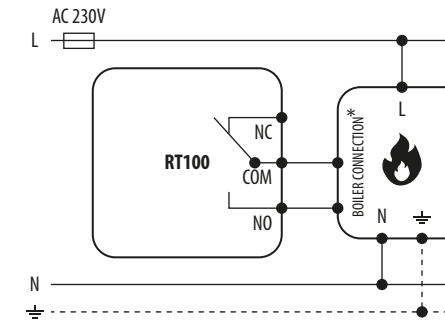
## ERT20RF

Transmitter's power supply	2 x AA batteries
Receiver's power supply	230V AC 50 Hz
Rating Max	16 (5) A
Output signal	NO/COM voltage-free relay
Temperature range	5 - 32.5°C
Control algorithm	Hysteresis: ±0.5°C
Communication	Wireless, 868 Mhz
Dimension [mm]	transmitter: 80 x 80 x 30 receiver: 129 x 97 x 35



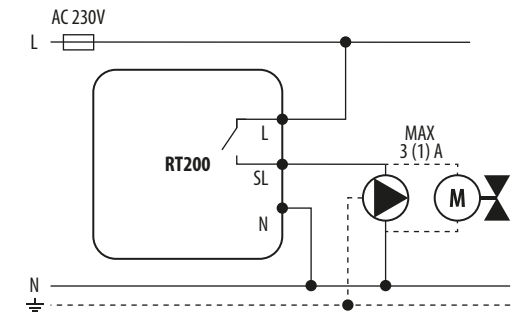
## RT100

Rating Max	1 A
Output signal	NO/COM/NC
Temperature range	10 - 30°C
Communication	Wired
Dimension [mm]	80 x 80 x 40



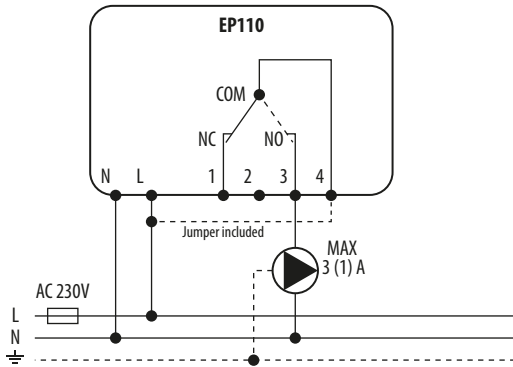
RT200

Power supply	230V AC 50 Hz
Rating Max	3 (1) A
Output signal	230V AC 50 Hz
Temperature range	5 - 35°C
Control algorithm	Hysteresis: ±1°C
Communication	Wired
Dimension [mm]	95 x 95 x 40



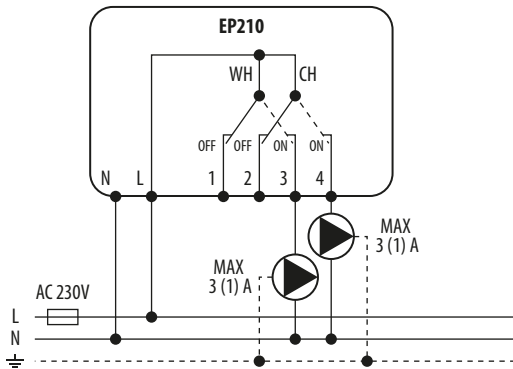
EP110

Power supply	230V AC 50 Hz
Rating Max	3 (1) A
Output signal	NO/COM/NC voltage-free relay
Number of channels	1
Dimension [mm]	120 x 98 x 27



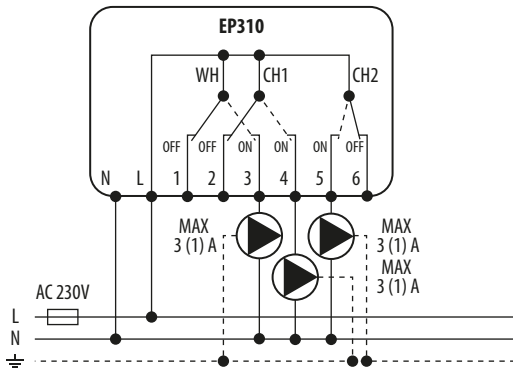
EP210

Power supply	230V AC 50 Hz
Rating Max	3 (1) A
Output signal	2 x SPDV 230V AC
Number of channels	2
Dimension [mm]	120 x 98 x 27



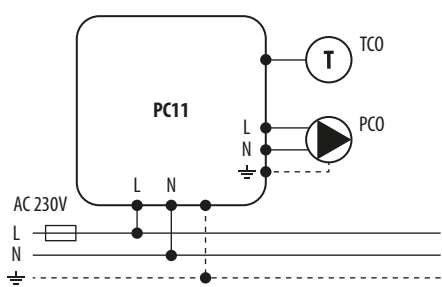
EP310

Power supply	230V AC 50 Hz
Rating Max	3 (1) A
Output signal	3 x SPDV 230V AC
Number of channels	3
Dimension [mm]	120 x 98 x 27



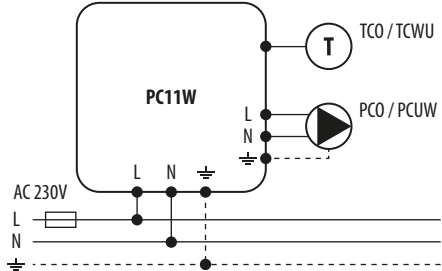
PC11

Power supply	230V AC 50 Hz
Rating Max	6 A
Power consumption	2W
Temperature range	5 - 80°C
Temperature measurement range	0 - 99°C
Operating temperature	-10 - 50°C
Sensor wire length	1.2 m
Dimension [mm]	155 x 70 x 35



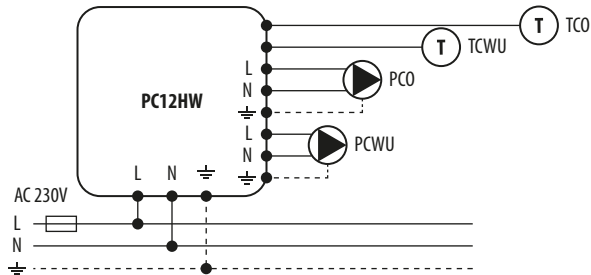
PC11W

Power supply	230V AC 50 Hz
Rating Max	6 A
Power consumption	2 W
Adjustable temperature range (ON)	5 - 80°C
Adjustable temperature range (OFF)	10 - 85°C
Temperature measurement range	0 - 99°C
Operating temperature	-10 - 50°C
Sensor wire length	1.2 m
Dimension [mm]	155 x 70 x 35



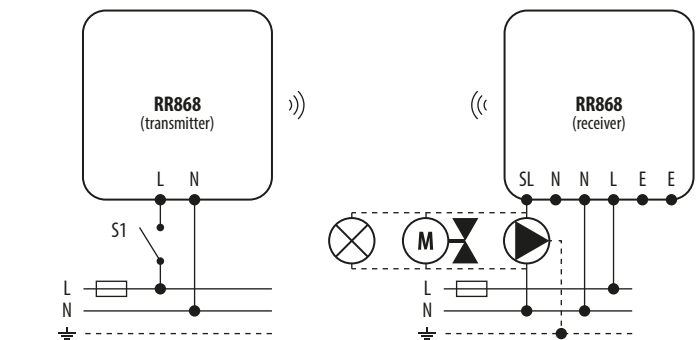
PC12HW

Power supply	230V AC 50 Hz
Rating Max	6 A
Power consumption	2 W
Temperature range	5 - 80°C for CH 5 - 80°C for DHW
Temperature measurement range	0 - 99°C
Operating temperature	-10 - 50°C
Sensor wire length	1.2 m
Dimension [mm]	155 x 70 x 35



RR868

Power supply	230V AC 50 Hz
Rating Max	5 (3) A
Output signal	230 V AC
Communication	Wireless, 868 Mhz
Dimension [mm]	45 x 45 x 20
Housing dimension [mm]	84 x 84 x 28

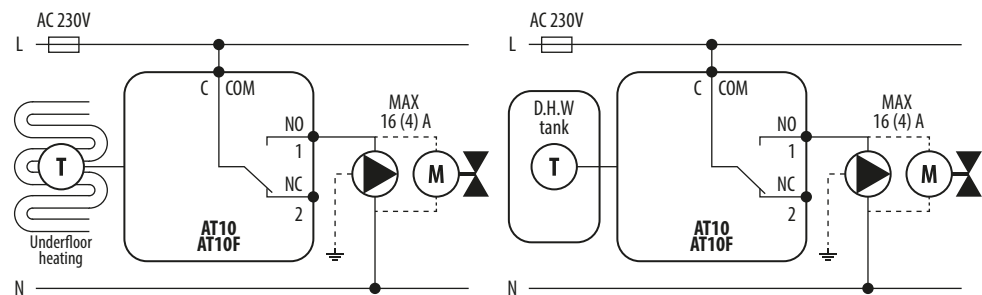


AT10

Power supply	230V AC 50 Hz
Rating Max	16 (4) A
Output signal	NO/COM/NC contacts
Temperature range	30 - 90°C
Dimension [mm]	105 x 45 x 50

AT10F

Power supply	230V AC 50 Hz
Rating Max	16 (4) A
Output signal	NO/COM/NC contacts
Temperature range	30 - 90°C
Dimension [mm]	105 x 45 x 50 capillary length: 1200 Ø capillary: 7

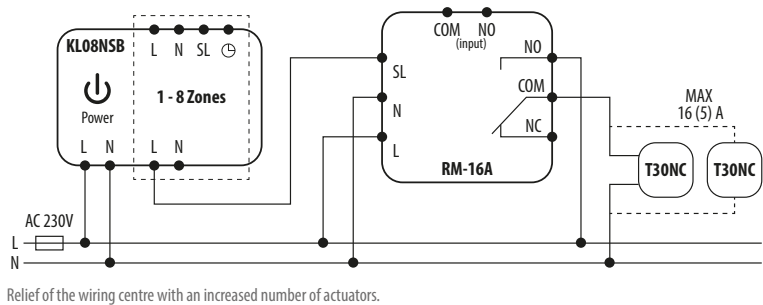
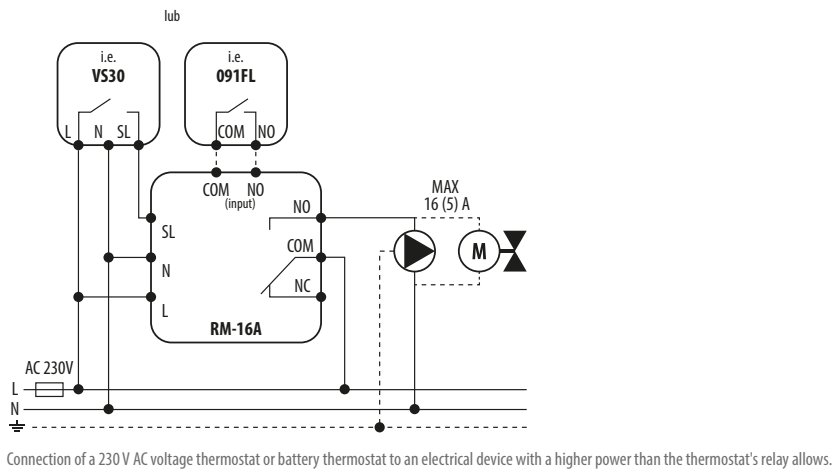
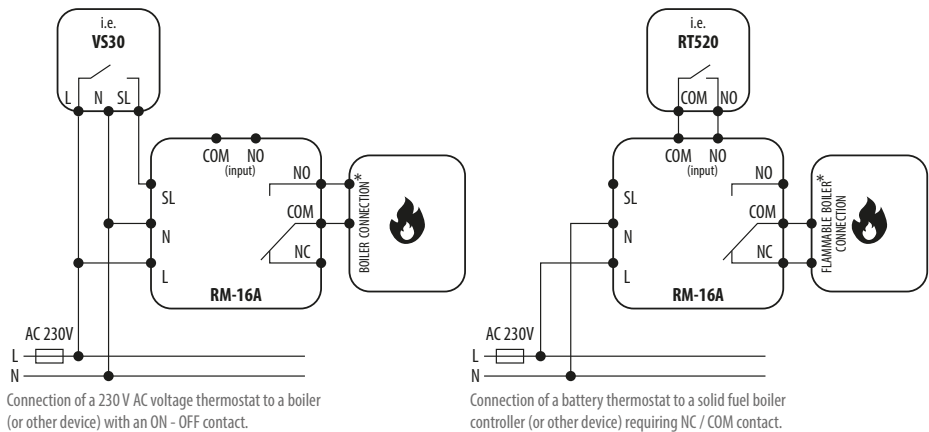


When T<Set Temperature – then C-1 Closed  
When T>Set Temperature – then C-1 Opened



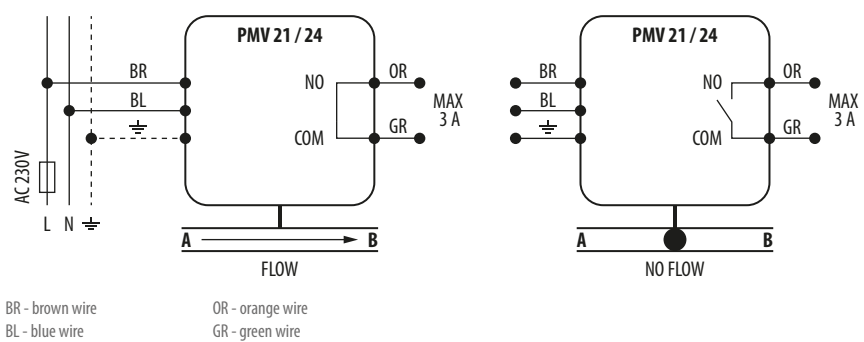
## RM-16A

Power supply	230V AC 50 Hz
Rating Max	16 A / 250V AC
NO/COM voltage-free input	Connection of a thermostat with a NO / COM voltage-free relay
SL voltage input	Connection of a thermostat with a 230V AC output signal
Output signal	NO/COM/NC relay
Dimension [mm]	47 x 47 x 20



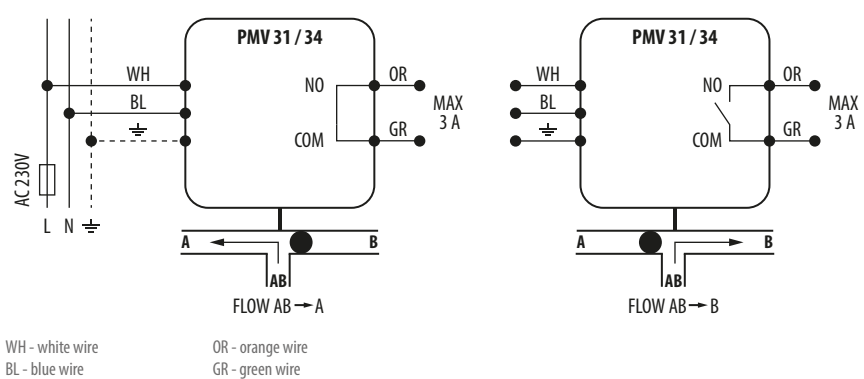
## PMV21 / PMV24

Power supply	230V AC 50 Hz
Rating Max	3 A
Power consumption	6 W
Output	NO/COM contacts
Fluid temperature range	5°C - 88°C
Max static pressure	8.6 bar
Differential pressure	1" - 0.8 bar / 3/4" - 0.6 bar
Protection class	IP20
Dimension [mm]	87 x 55 x 60



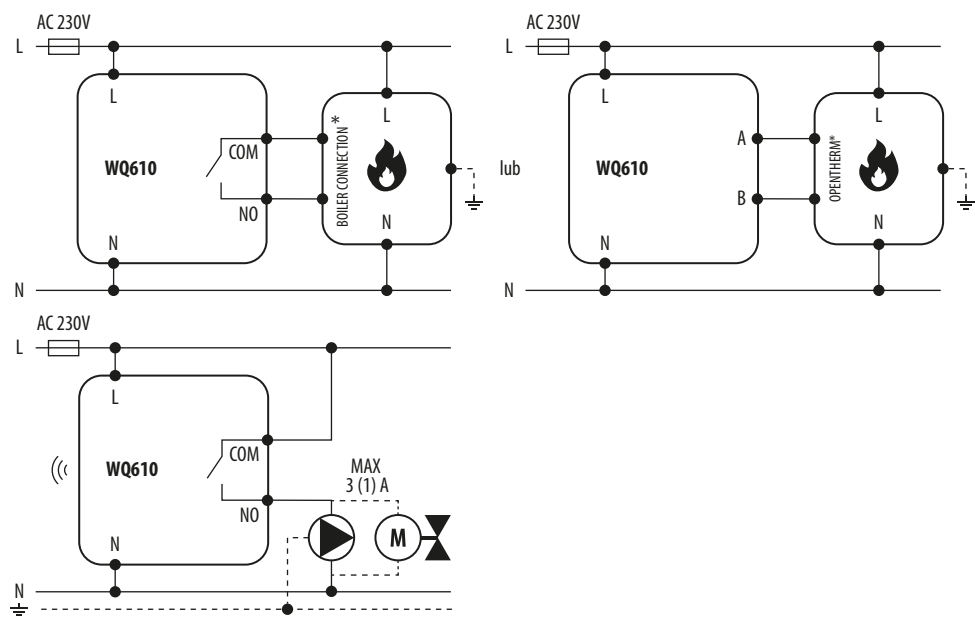
## PMV31 / PMV34

Power supply	230V AC 50 Hz
Rating Max	3 A
Power consumption	6 W
Output	NO/COM contacts
Fluid temperature range	5°C - 88°C
Max static pressure	8.6 bar
Differential pressure	1" - 0.8 bar / 3/4" - 0.6 bar
Protection class	IP20
Dimension [mm]	87 x 55 x 60



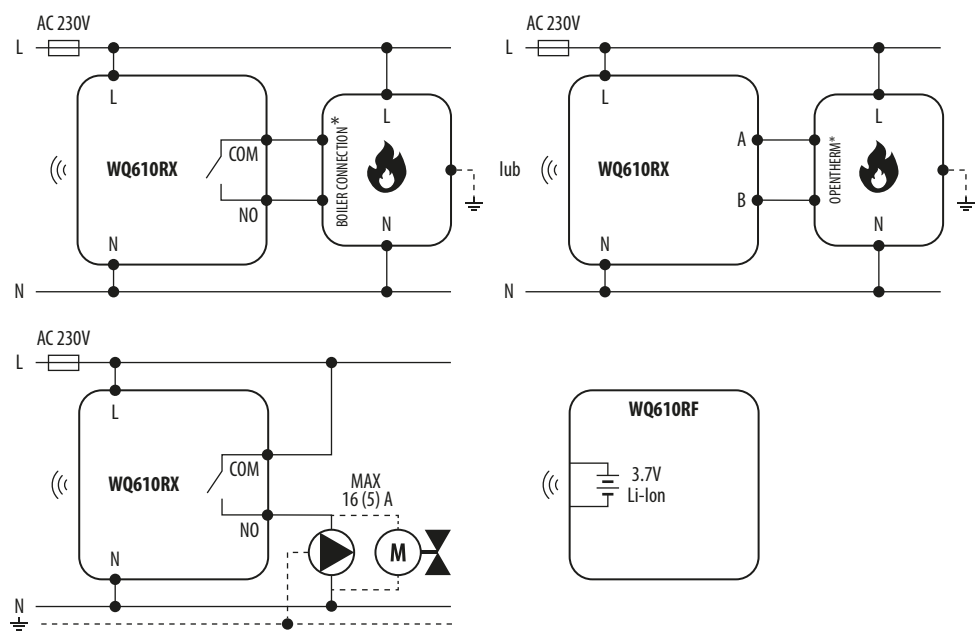
## WQ610

Power supply	230V AC 50Hz
Max load	3(1)A
Output signal	OpenTherm or COM/NO relay
Temperature control range	5 - 35°C
Accuracy of indication	0.1°C or 0.5°
Control algorithms	ITLC or Hysteresis $\pm 0.25^\circ\text{C}$ or $\pm 0.5^\circ\text{C}$
Communication	Wired
Dimensions [mm]	86 x 86 x 28



## WQ610RF

Transmitter power supply	Built-in 3.7V Li-Ion battery
Power supply for the receiver	230V AC 50Hz
Max load on the receiver	16(5)A
Output signal	OpenTherm output signal or COM/NO relay
Temperature control range	5 - 35°C
Accuracy of indication	0.1°C or 0.5°C
Control algorithms	ITLC or Hysteresis $\pm 0.25^\circ\text{C}$ or $\pm 0.5^\circ\text{C}$
Wireless communication	2.4 GHz
Dimensions [mm] Transmitter	86 x 86 x 11
Dimensions [mm] Receiver	96 x 96 x 27



# LEGEND

	Battery powered		Wireless communication
	230V AC power supply		Pump
	Fuse		Valve actuator
	Voltage-free output		Temperature sensor
	Input terminals		3-speed 230V AC fan
	230V AC voltage output		Light bulb or other load
	Contact normally open NO		Thermoelectric actuator
	Contact normally closed NC		Time programmer
	NC/COM/NO switch		External normally open contact
	Boiler - Boiler connection * - Boiler's contacts for ON/OFF thermostat (according to the boiler's instructions)		Transformer (voltage converter)
			Momentary switch, normally open NO





## **DISTRIBUTOR OF SALUS CONTROLS:**

QL CONTROLS Sp. z o.o., Sp.k.  
Rolna 4  
43-262 Kobielice

## **Contact:**

☎ +48 32 700 74 53  
✉ [salus@salus-controls.pl](mailto:salus@salus-controls.pl)

## **Technical support:**

☎ +48 32 750 65 05  
✉ [serwis@salus-controls.pl](mailto:serwis@salus-controls.pl)



SALUS Controls is a member of the Computime Group

Maintaining a policy of continued product development SALUS Controls plc reserve the right to change specification, design and materials of products listed in this brochure without prior notice.

**[www.salus-smarthome.eu](http://www.salus-smarthome.eu)**  
**[www.salus-controls.eu](http://www.salus-controls.eu)**

**Issued: 2021**