



Quick Start Guide



www.sar-tick.com

This product meets applicable national SAR limits of 2.0W/kg.

The specific maximum SAR values can be found in the section of this user guide.

When carrying the product or using it while worn on your body, either use an approved accessory such as a holster or otherwise maintain a distance of 5 mm from the body to ensure compliance with RF exposure requirements. Note that the product may be transmitting even if you are not making a phone call.

Safety and use








We recommend that you read this chapter carefully before using this device. The manufacturer disclaims any liability for damage, which may result as a consequence of improper use of this device or of use contrary to the instructions contained herein.





Do not switch on your device when its use is prohibited or when using the device may cause interference or danger.



Follow rules or regulations in hospitals and health care facilities. Switch off your device near medical apparatus.

	Switch off your device in an aircraft. The device may cause interference to aircraft control signals.
	Switch off your device near high-precision electronic devices. The device may affect the performance of these devices.
	Do not attempt to disassemble your device or its accessories. Only qualified personnel are allowed to service or repair the device.
	Do not place your device or its accessories in containers with a strong electromagnetic field.
	Do not place magnetic storage media near your device. Radiation from the device may erase the information stored on them.
	Do not subject your device to high temperatures or use it in a place with flammable gas such as a petrol station.
	Keep your device and its accessories away from children. Do not allow children to use your device without guidance.

	<p>Only use approved batteries and chargers to avoid the risk of explosion.</p>
	<p>Observe the laws or regulations on device use. Respect others' privacy and legal rights when using your device.</p>

It is recommended that the equipment only be used in an environment where the temperature is between -10°C and 50°C and humidity is between 10% to 90%.

I. Overview

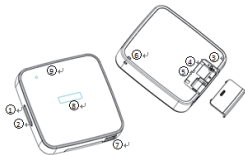
ALCATEL ONE TOUCH LINK Y855 is a portable wireless router, providing a simple way to share 4G with any Wi-Fi embedded device.

I.1 Package contents

- ALCATEL ONETOUCH LINK Y855
- USB cable
- Quick start guide
- USB Wall charger

1.2 Device overview

Number	Description	Number	Description
①	Power on/off Key	⑥	Strap Hole
②	WPS Key	⑦	Micro USB Interface
③	Reboot Button	⑧	LED Screen
④	SIM Card Slot	⑨	LED Light indicator
⑤	SD card Slot		



Use the device's 3 buttons as follows:

Button	Description
① Power On/Off	Long press to turn on/off the device
	Short press to put the OLED screen in either active or sleep mode
② WPS	Long press to turn on WPS
	Short press to display SSID and password
③ Reboot	Long press to reboot the device if the system freezes.

1.3 Turning on the device

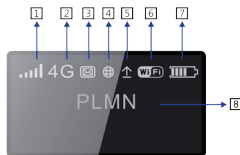
Step 1: Push down on the SIM Card cover and install your SIM card as indicated on the device.

Step 2: Press the Power On/Off button.













1.4 Screen display

The screen display is interpreted as follows:

1	Network Signal (dynamic graphic symbol)
2	Network type (4G/H ⁺ /H/2G)
3	SMS status (full, unread, incoming)
4	Connection status (connected and disconnected)
5	Firmware Update (a new SW available, access Web UI to update)
6	Wi-Fi (number of user connected/WPS connection)
7	Battery level (dynamic graphic symbol when charging)
8	Name of the network registered



Screen description:

Category	Icon Display
Signal Strength	 From 1 bar to excellent signal strength
Network type	2G : EDGE/GPRS H : HSDPA/HSUPA H ⁺ : HSPA+ 4G : LTE
SMS status	 : SMS is available  : Unread SMS  : SMS full
Connection Status	 connected
Wi-Fi status	 : Wi-Fi is active  : Number of Wi-Fi users  : WPS is active  : WPS connected successfully  : WPS connection failed
Battery	 : From 1 level to level 4  : Low power

Note: The information is displayed for 20 seconds, then the display powers off. You can reactivate the display with a short press on the Power key.

1.5 Connecting in Wi-Fi mode

SSID: locate the SSID information on the sticker on the SIM card cover.

Step 1: Use the Wi-Fi manager on the Wi-Fi embedded device to select network name (SSID).

- ◆ From a Windows PC: Right-click Wireless network connection on the task bar, and select: View Available Networks.
Choose Y855*_XXXX from the list of available networks.
- ◆ From a Mac computer: Select System Preferences -> Network -> Airport. Click "Advanced" to choose Y855*_XXXX from the list of available networks.
- ◆ From an iOS device: Settings -> Wi-Fi. Choose Y855*_XXXX from the available networks.
- ◆ From an android device: Settings -> Wireless controls -> Wi-Fi settings. Choose Y855*_XXXX from the available networks.

Step 2: Enter the Wi-Fi key when prompted for a security key.

2. Quick Setup

Open your browser, and input the address <http://192.168.1.1> to access the login page.

Default login password: **admin**

Login and click "Quick Setup" to configure the basic settings.

Admin Password:

- **Login Password:** Set the password for login.

Wi-Fi Settings:

- **SSID:** Set the network name of this device.
- **Security:** Configure the security mode for Wi-Fi connection.

3. Charging the device

Wall Charger charging:

Plug Wall Charger into power socket, plug the USB cable into the USB charging port on the Wall Charger, then connect the ALCATEL ONETOUCH LINK Y855 by USB cable. Charging will then begin.

When the device is powered off, charging will take a maximum of 3 hours.

USB Cable charging

You can also charge the device by connecting it to a PC with the USB cable.

When the device is powered off, charging will take a maximum of 4 hours.

4. Certification

WEEE Approval

This device is in compliance with the essential requirements and other relevant provisions of the Waste Electrical and Electronic Equipment Directive 2002/96/EC (WEEE Directive).

RoHs Approval

This device is in compliance with the restriction of the use of certain hazardous substances in electrical and electronic equipment Directive 2002/95/EC (RoHs Directive).

Radio Waves

Proof of compliance with international standards (ICNIRP) or with European Directive 1999/5/EC (R&TTE) is required of all modem models before they can be put on the market. The protection of the health and safety for the user and any other person is an essential requirement of these standards or this directive.

THIS DEVICE MEETS INTERNATIONAL GUIDELINES FOR EXPOSURE TO RADIO WAVES.

This device is a radio transmitter and receiver. It is designed not to exceed the limits for exposure to radio waves (radio frequency electromagnetic fields) recommended by international guidelines. The guidelines were developed by an independent scientific organization (ICNIRP) and include a substantial safety margin designed to assure the safety of all persons, regardless of age and health.

The radio wave exposure guidelines use a unit of measurement known as the Specific Absorption Rate, or SAR.

The SAR limit for mobile devices is 2 W/kg.

Tests for SAR are conducted using standard operating positions with the device transmitting at its highest certified power level in all tested frequency bands. The highest SAR values under the ICNIRP guidelines for this device model are:

Maximum SAR for this model and conditions under which it was recorded.		
Body-worn SAR	WCDMA2100 MHz	1.586W/kg

During use, the actual SAR values for this device are usually well below the values stated above. This is because, for purposes of system efficiency and to minimize interference on the network, the operating power of your mobile device is automatically decreased when full power is not needed for the call. The lower the power output of the device, the lower its SAR value.

Body-worn SAR testing has been carried out at a separation distance of 5mm. To meet RF exposure guidelines during body-worn operation, the device should be positioned at least this distance away from the body. If you are not using an approved accessory ensure that whatever product is used is free of any metal and that it positions the phone the indicated distance away from the body.

The World Health Organization has stated that present scientific information does not indicate the need for any special precautions for the use of mobile devices. They recommend that if you are interested in further reducing your exposure then you can easily do so by limiting your usage or keep the device away from the head and body.

For more information you can go to www.alcatelonetouch.com

Additional information about electromagnetic fields and public health are available on the following site:
<http://www.who.int/peh-emf>

This device is equipped with a built-in antenna. For optimal operation, you should avoid touching it or degrading it.

C€0700


This equipment is in compliance with the essential requirements and other relevant provisions of Directive 1999/5/EC.
The entire copy of the Declaration of Conformity for your device can be obtained through our Website:
www.alcatelonetouch.com

Alcatel is a trademark of Alcatel-Lucent used under license by TCT Mobile Limited.

All rights reserved © 2014-2016 TCT Mobile Limited.

Address: Room 1910-12A, Tower 3, China HK City, 33 Canton Road, Tsimshatsui, Kowloon, Hong Kong

EC declaration of conformity / Déclaration de conformité CE

Product / Produit :	LTE / HSDPA/HSUPA/UMTS / GSM USB Modem/4G AP
Product identification / Identification du produit :	ALCATEL ONE TOUCH Y855V type Morpho
We / Nous	TCT Mobile Europe SAS 55, avenue des Champs Pierreux 92000 Nanterre France
<p>Declares under our sole responsibility that the product above mentioned is conform to the applicable essential requirements of the directive 1999/5/EC and that all essential radio test suites have been carried out. Conformity assessment procedure : annex IV of the directive. / déclarons sous notre entière responsabilité que le produit ci-dessus est en conformité avec les exigences essentielles applicables de la directive 1999/5/CE et que toutes les séries d'essais radio essentielles ont été effectuées. Procédure d'évaluation de conformité : annexe IV de la directive.</p>	
<p>Applied standards / Normes appliquées :</p> <ul style="list-style-type: none"> - Item 3.1.a (protection of the health and of the safety of the user) / Article 3.1.a (protection de la santé et de la sécurité de l'utilisateur) <ul style="list-style-type: none"> -EN 60950-1: 2006+A11 :2009+A12 :2011 -EN 62209-2: 2010 - EN 50566:2013 1999/519/EC - Item 3.1.b (protection requirements with respect to electromagnetic compatibility) / Article 3.1.b (exigences de protection en ce qui concerne la compatibilité électromagnétique) <ul style="list-style-type: none"> EN 301 489-1 V1.9.2; EN 301 489-7 V1.3.1; EN 301 489-17 V2.2.1; EN 301 489-24 V1.5.1; - Item 3.2 (effective use of spectrum so as to avoid harmful interferences) / Article 3.2 (utilisation efficace du spectre radioélectrique de façon à éviter les interférences dommageables) <ul style="list-style-type: none"> EN 301 511 V9.2.2 (2003-03); EN 301 908-1 V5.2.1; EN 301 908-2 V5.2.1; EN 301 908-13 V5.2.1; EN 300 400-1 V1.6.1; EN 300 400-2 V1.4.1; EN 301 893 V1.6.1; EN 300 328 V1.7.1 	
<p>This product also conforms to the applicable requirements of following directives, / Ce produit est en conformité avec la directive.</p> <ul style="list-style-type: none"> - directive 2011/65/EU (RoHS - restriction of the use of certain hazardous substances) 	
<p>This product can connect with a Common Mobile Phone Charger which complies with below standards: (Ce produit peut être utilisé avec un chargeur universel pour téléphone portable conforme aux standards suivants :)</p> <ul style="list-style-type: none"> - EN301 489-34 v1.3.1 (2010-10) 	
<p>The chargers delivered with this product also conform to the applicable requirements of the directive 2009/125/EC (Energy Related Product) / Les chargeurs livrés avec ce produit est en conformité avec la directive 2009/125/EC (écoconception des produits)</p>	
<p>Conformity of this product with the essential requirements of the R&TTE Directive 1999/5/EC has been reviewed by the following Notified Body: / La conformité de ce produit a été vérifiée par l'organisme de certification (notified body) suivant:</p>	
<p>PHOENIX TESTLAB GmbH Königsweinkel 10, D-32825 Blomberg, Germany Identification number: 0700</p>	
Date :2014-04-11	
Signature	
<p>TCT Mobile Europe SAS / Deputy General Manager, EMEA.</p>	

CE 0700