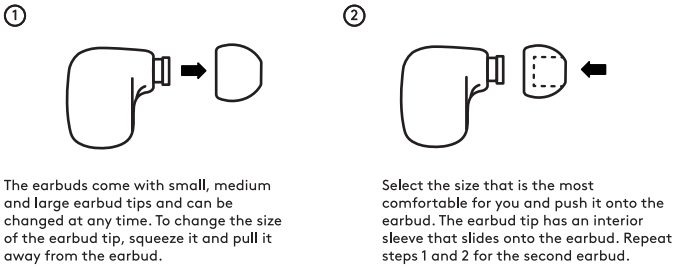


cut line
fold line

front
12 inch

3.6 inch

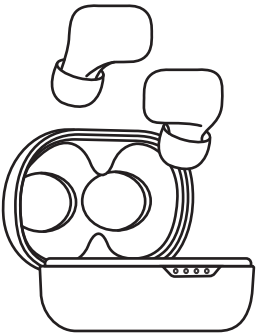
earbud tips



- charging earbuds**
- Place both earbuds back into the case
 - Charging is complete when lights turn off
 - Full charge requires approximately 2 hours and will provide 6 hours of use
- charging case**
- Plug USB-C end of charger into the back of the case
 - Plug USB end into a power supply of at least DC 5V1A
 - warning:** please use UL compliant power supply
 - Full charge requires approximately 2 hours and can play for 20 hours with fully charged earbuds
 - Charging is complete when all 4 LEDs are solid white
- IPX4 water resistance**
- The earbuds are resistant to sweat which means they're perfect for workouts
- note:** the charging case does not have the same rating and should not be used in the same conditions

- single earbud use**
- After pairing to your device remove either earbud from the case to enter single earbud use
- troubleshooting**
- If the earbuds aren't working correctly place them into the case with the lid open and reset them
 - If the earbuds won't turn on, recharge the battery and try again
 - If the earbuds won't charge, make sure the power supply works, is 5V 1A, not damaged and that the case is charged
 - If the earbuds still won't charge, make sure the charge pins are clear of debris as this may cause a connection issue; if they are use a soft dry cloth to clean them
 - If the earbuds make no sound or do not show as an available device, make sure they are not paired to other devices, if so unpair the device and repair to the desired device
- need some help?**
Can't get it to pair? Have a question or comment?
- call us at: 1-833-TGT-Tech or: 1-833-848-8324
- safety**
- Do not use near any water source
 - Do not modify or repair this device
 - Do not use chemical detergents to clean your device, use a soft dry cloth
- WARNING:** The battery (battery or batteries or battery pack) shall not be exposed to excessive heat such as sunshine, fire or the like
- heyday**
- FCC ID: 2AC23-TWS10H Model: TWS10H Input: 5V=1A Earbud Battery Capacity: 3.7V/40mAh/0.148Wh Case Battery Capacity: 3.7V/320mAh/1.184Wh Made in Vietnam
This device complies with part 15 of the FCC Rules. Operation is subject to the following two conditions: 1) This device may not cause harmful interference, and 2) this device must accept any interference received, including interference that may cause undesired operation. Warning: Changes or modifications to this unit not expressly approved by the party responsible for compliance could void the user's authority to operate the equipment.
NOTE: This equipment has been tested and found to comply with the limits for a Class B digital device, pursuant to Part 15 of the FCC Rules. These limits are designed to provide reasonable protection against harmful interference in a residential installation. This equipment generates, uses and can radiate radio frequency energy and, if not installed and used in accordance with the instructions, may cause harmful interference to radio communications. However, there is no guarantee that interference will not occur in a particular installation. If this equipment does cause harmful interference to radio or television reception, which can be determined by turning the equipment off and on, the user is encouraged to try to correct the interference by one or more of the following measures:
• Reorient or relocate the receiving antenna.
• Increase the separation between the equipment and receiver.
• Connect the equipment into an outlet on a circuit different from that to which the receiver is connected.
• Consult the dealer or an experienced radio/TV technician for help.
The device has been evaluated to meet general RF exposure requirement. The device can be used in portable exposure condition without restriction.
Target Corp. Mpls, MN, 55403 Phone: 612-304-6073
For qualified repair specialists requesting repair information and parts please contact the original manufacturer at customersupport@gemfindyours.com

welcome!



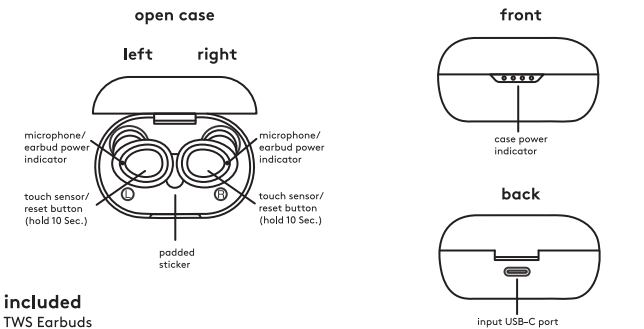
hey! welcome to your Heyday™ true wireless earbuds. let's get you set up.

page 5

page 6

cover

earbuds

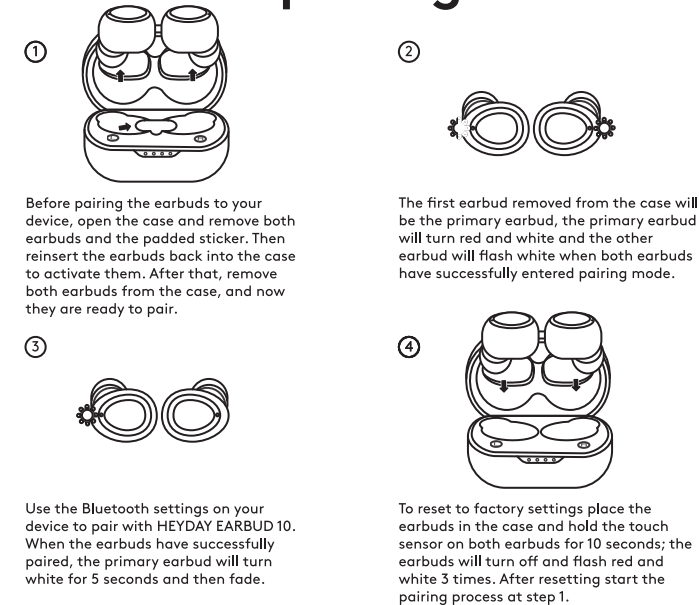


- included**
- TWS Earbuds
 - TWS Earbud Case
 - USB-C Charging Cable
 - Small, Medium, and Large Earbud Tips
- indicators**
- Earbud Rapid Flashing Red/White - Pairing mode
 - Earbud Solid White and then Fade - Paired
 - Earbud Breathing Red - Low power
 - Earbud Solid Red - Charging
 - Earbud No Light - Charging complete
 - Case One Light - 25% charged
 - Case Two Lights - 50% charged
 - Case Three Lights - 75% charged
 - Case Four Lights - 100% charged
- Ascending Tones - Power on
 - Descending Tones - Power off
 - Three Rapid Tones - Ready to pair
 - Single Chime - Paired
 - Two Rapid Dings - Low battery

page 2

back

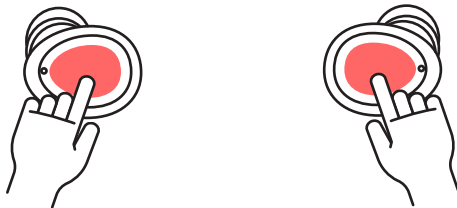
pairing



page 3

touch controls

quick tip: the touch sensor is located in the center of the earbud, be sure to touch here so inputs register



- | | | |
|---------------------|-----------|---------------------|
| left earbud | or | right earbud |
| ⏮ - play/pause | | ⏮ - play/pause |
| ☎ - answer/end call | | ☎ - answer/end call |
| ⏮ - prev. song* | | ⏮ - next song* |
| ⊗ - reject call | | ⊗ - reject call |
| ⦿ - voice assist | | ⦿ - voice assist |

* - indicates that the left and right earbud have a different function

page 4