

# VEVOR

Affordable. Reliable. Home Improvement.

*Duster*

**Model: HH-001**



This is the original instruction, please read all manual instructions carefully before operating. VEVOR reserves a clear interpretation of our user manual. The appearance of the product shall be subject to the product you received. Please forgive us that we won't inform you again if there are any technology or software updates on our product.



**Read this material before using this product.**  
**Failure to do so can result in serious injury.**  
**SAVE THIS MANUAL**

**SAVE THIS MANUAL**

Keep this manual for the safety warnings and precautions, assembly, operating, inspection, maintenance and cleaning procedures. Write the month and year of purchase. Keep this manual and the receipt in a safe and dry place for future reference.

## **INSTALLATION METHOD**

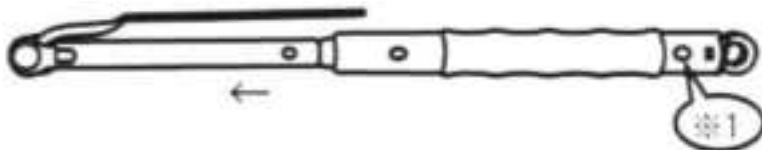
**STEP 1.** Take out A handheld mop and B telescopic handle from the packaging.




**STEP 2.** Please insert until A and B are locked.



**STEP3.**After pressing the button ※ 1 to unlock, hold the handle of B and lift A.



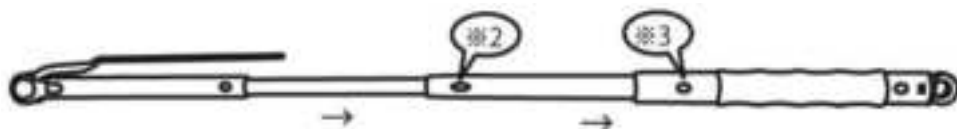
**STEP4.** Hold the handle of B and pull up A for the longest length.



**STEP5.**

Press A to retract after the lock of ※ 2 is released.

Press A to retract the lock of ※ 3 after it is released.



**STEP6.** Insert the body into the mop. Please do not forcefully push in. There may be a rupture.



## Angle adjustment

After pressing the button to unlock, Stop at the desired fixed location.



Manufacturer: Shanghaimuxinmuyeyouxiangongsi

Address: Shuangchenglu 803nong11hao1602A-1609shi, baoshanqu, shanghai 200000 CN. E-mail: support@vevor.com

Imported to AUS: SIHAO PTY LTD. 1 ROKEVA STREETEASTWOOD NSW 2122 Australia

Imported to USA: Sanven Technology Ltd. Suite 250, 9166 Anaheim Place, Rancho Cucamonga, CA 91730



YH CONSULTING LIMITED. C/O YH Consulting  
Limited Office 147, Centurion House, London  
Road, Staines-upon-Thames, Surrey, TW18 4AX



E-CrossStu GmbH  
Mainzer Landstr.69,  
60329 Frankfurt am Main.



**Technical Support and E-Warranty Certificate**

**[www.vevor.com/support](http://www.vevor.com/support)**