


Step 1: Remove distribution panel from packaging and inspect the panel for any damage, as well as all the included hardware/accessories.


Package should contain the following items:

- 1x Distribution Panel
- 1x D5 Mounting Plate
- 2x M4x12mm Screws
- 2x 6-32x1/2" Screws
- 2x Fan Screws
- 2x G1/4 Plug


Step 2: Locate the D5 Mounting Plate and all the included screws.




Secure your D5 pump with the EK XTOP Revo D5 top installed, by using the provided 2x 6-32x1/2" screws and the D5 Mounting plate in the holes pictured below.




Step 3: Install 1x EK-AF Angled 90 G1/4 Fitting in the pump top's "out" port (located at the top in the picture below) as well as half of the 2x Bitspower Dual G1/4" Adjustable Aqua Link Pipe's in both ports on the pump top.




Step 4: Install the other halves of the 2x Bitspower Dual G1/4" Adjustable Aqua Link Pipe's in the specified ports on the Distribution Panel.




Step 5: Slide the Bitspower Dual G1/4" Adjustable Aqua Link Pipe fittings together to install the pump on the distribution panel.



Step 6: Secure the D5 Mounting Plate to the Distribution Panel with the provided M4x12mm screws.




Step 7: Remove all the panels from your R6/S2 chassis. (Top panel/dust filter, sidewall panel, back panel, front window panel, and front panel/dust filter)



Step 8: Drop the Distribution Panel, with pump installed, in through the top of the case.



Step 9: Orient the Panel and pump as pictured below. Once it is in the correct position, flip the case on its back side so you have access to the bottom of the case.



Step 10: Secure the Panel/D5 Mounting Plate with the provided 2x fan screws in the fan screws specified in the image below.



Step 11: Your Distribution Panel and D5 pump are now installed, so you can now install the rest of the components for your build. For a video install guide, as well as a complete loop install, visit our Youtube Channel.



If you have any questions or concerns with installing your R6/S2 Distribution Panel please send matt@performance-pcs.com an email.