

INSTRUCTION MANUAL

CarPlay AI Box

1. Description:



CarPlay

CarPlay is a smarter, safer way to use your iPhone while you drive. You can get directions, make calls, send and receive messages, and enjoy your favorite music. All on your car's built-in display.

2. Features



Small screen to large screen(safer driving)

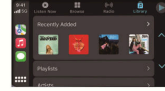


Quick connect (Easy control)

3. CarPlay features

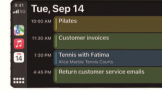


Navigation (Optimal route guidance)

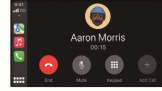


Music (Easy and comfortable)

4. CarPlay features



Reminder (Release your hands)



Telephone (calls are more convenient)

5. Product applied

- Original Factory Car Multimedia
- Mobile phone support
iphone need to upgrade to IOS 10 or above
- With USB or Type-c interface on the vehicle
- Supported system vehicle with wired CarPlay

6.Product Status Description



LED status

LED status	Light stay	Flashes slowly	Flashes quickly
Blue light	Product failure	Wi-Fi connected	Wi-Fi disconnected

7.Use and install



common malfunction:

- 1 Unable to identify product access due to insufficient power supply of the vehicle's USB interface, please contact us.
- 2 Lack of power supply due to cigarette lighter, please contact us.

Help-link APLink needs to be installed for the first time. After the product is connected, access the external storage directory using the file browser of the device that find and install the help-link.apk. After that, disable the voice recognition function for the proper operation of the product.

8. Update settings instruction



No more USB stick, check for updates on real time and feedback log (the need to updates if the product can be used normally).

1. Enter **192.168.50.2** in the browser on your Phone, Then enter brand, model, year of the car. 2. After entering the main interface, click Check for updates to update the version online.

THANKS
!

FCC Warning

This device complies with Part 15 of the FCC Rules. Operation is subject to the following two conditions

- (1) this device may not cause harmful interference, and
- (2) this device must accept any interference received, including interference that may cause undesired operation. Changes or modifications not expressly approved by the party responsible for compliance could void the user's authority to operate the equipment.

Note 1: This equipment has been tested and found to comply with the limits for a Class B digital device, pursuant to part 15 of the FCC Rules. These limits are designed to provide reasonable protection against harmful interference in a residential installation. This equipment generates, uses and can radiate radio frequency energy and, if not installed and used in accordance with the instructions, may cause harmful interference to radio communications. However, there is no guarantee that interference will not occur in a particular installation. If this equipment does cause harmful interference to radio or television reception, which can be determined by turning the equipment off and on, the user is encouraged to try to correct the interference by one or more of the following measures:

- Reorient or relocate the receiving antenna.
- Increase the separation between the equipment and receiver.
- Connect the equipment into an outlet on a circuit different from that to which the receiver is connected.
- Consult the dealer or an experienced radio/TV technician for help.

Note 2: 1.Changes or modifications to this unit not expressly approved by the party responsible for compliance could void the user's authority to operate the equipment.

2. The minimum separation generally be used is at least 20 cm.