
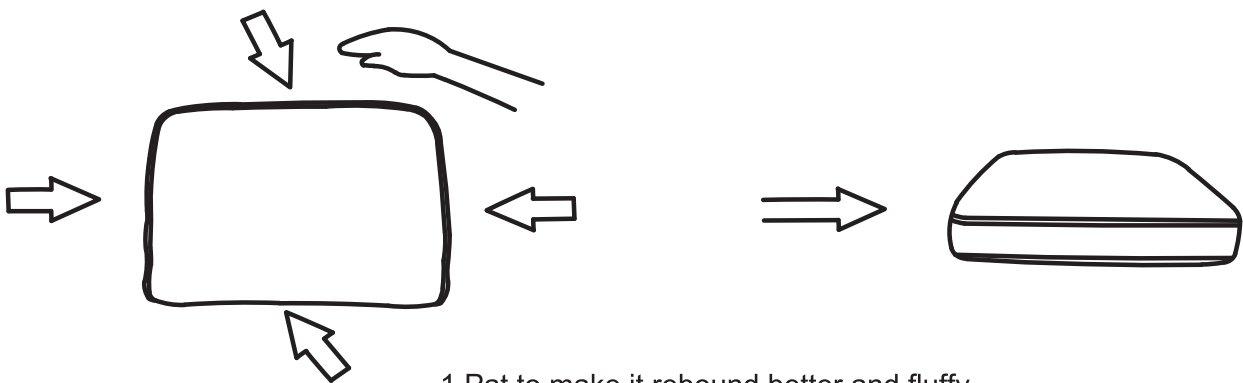


# ASSEMBLY INSTRUCTIONS




# TIPS:

1. The sectional sofa comes in 2 separate boxes, might be delivered at different times. Please wait several days patiently.
2. Due to differences of light effects, the actual color of the materials might be slightly different from the pictures.
3. No Assembly Required. This sofa can free of your stereotyped nightmare of furniture assembly.
4. Due to package compression for better shipment, the fabric may have wrinkles.
5. Please take all packages out and pat every part to make it rebound better and fluffy, so that it can restore to picture-like status.
6. Please keep children away from the plastic bags.



1. Pat to make it rebound better and fluffy.

2. Knead your cushion like giving your cushion a massage while allowing the air to flow through the foam.



It might takes up to 72 hours.

# PART LIST:

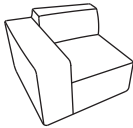
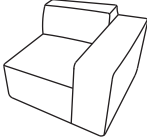

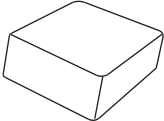

NO	DESCRIPTION	SKETCH	QTY	
A	Left Seat		1PC	A x 1 D x 1 E x 1
B	Right Seat		1PC	
C	SINGLE SEAT FRAME		1PC	B x 1 C x 1 E x 2
D	FOOTSTOOL FRAME		1PC	
E	PILLOW		3PCS	

DIAGRAM 1

