

## HOW TO CONNECT LIFESMART SYSTEM TO AMAZON ALEXA

### Preparation in Advance:

#### 1. Devices you should prepare:

- Amazon Alexa Devices: Echo, Dot, Tap , Show etc.



- LifeSmart Smart Devices: Smart Stations or SPOT .



(Remind:

Smart Station can be useful with other LifeSmart devices, like sensors ,  
lightings etc. More info please check

<http://global.ilifsmart.com/product/index.html>

SPOT has Lighting & IR Blaster functions. If you want to control IR electrical  
appliances with Alexa, please create smart scene of SPOT in advance)


- Smart Phones: Android or iOS Phone

#### 2. Software you should get:

- **Amazon Alexa:** Download & Install Alexa App,

iOS (iPhone、iPad) : Go to Apple App Store

Android (Android Phone、Android Pad) : Go to Google Play or Amazon App Store



- LifeSmart:

Download & Install LifeSmart

iOS (iPhone、iPad) : Go to Apple App Store

Android (Android Phone、Android Pad) : Go to Google Play or Amazon App Store



3. Follow the procedure to register and add devices in each Software.



Sign in with your Amazon.com account.

email address

password

Sign In

New to Amazon? Create an account

Forgot password?

## Echo Setup

Choose Language

English (United States) ▼

## Setup

Choose a device to set up

By proceeding, you agree to [the terms found here](#).



Echo

Hands-free convenience with a light ring for status.

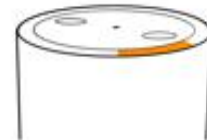


Tap

Portable wireless speaker for Alexa on the

## Echo Setup

Wait for the orange light ring

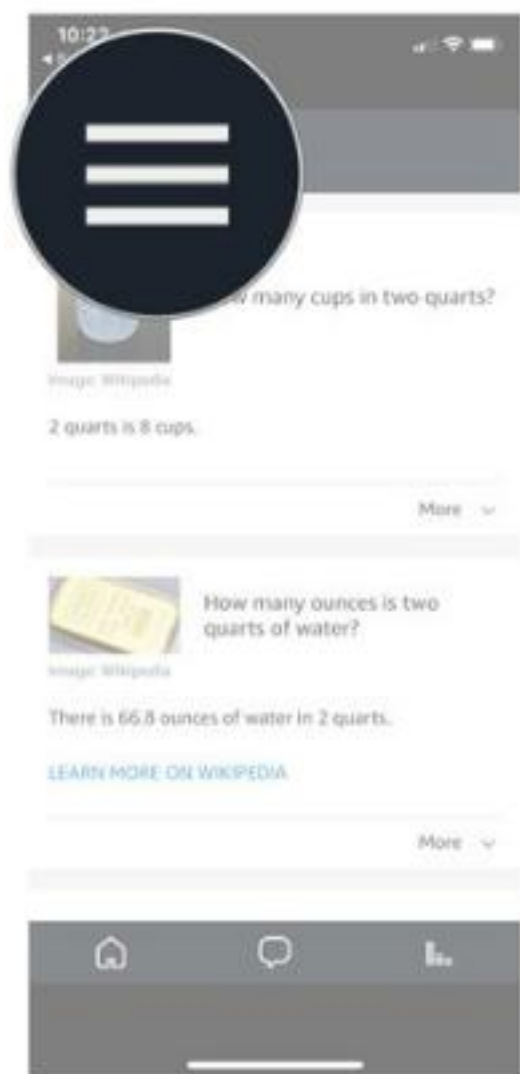


Make sure your Echo is plugged into a power outlet. In about a minute, Echo will tell you that it is ready and the light ring will turn orange. Then continue.

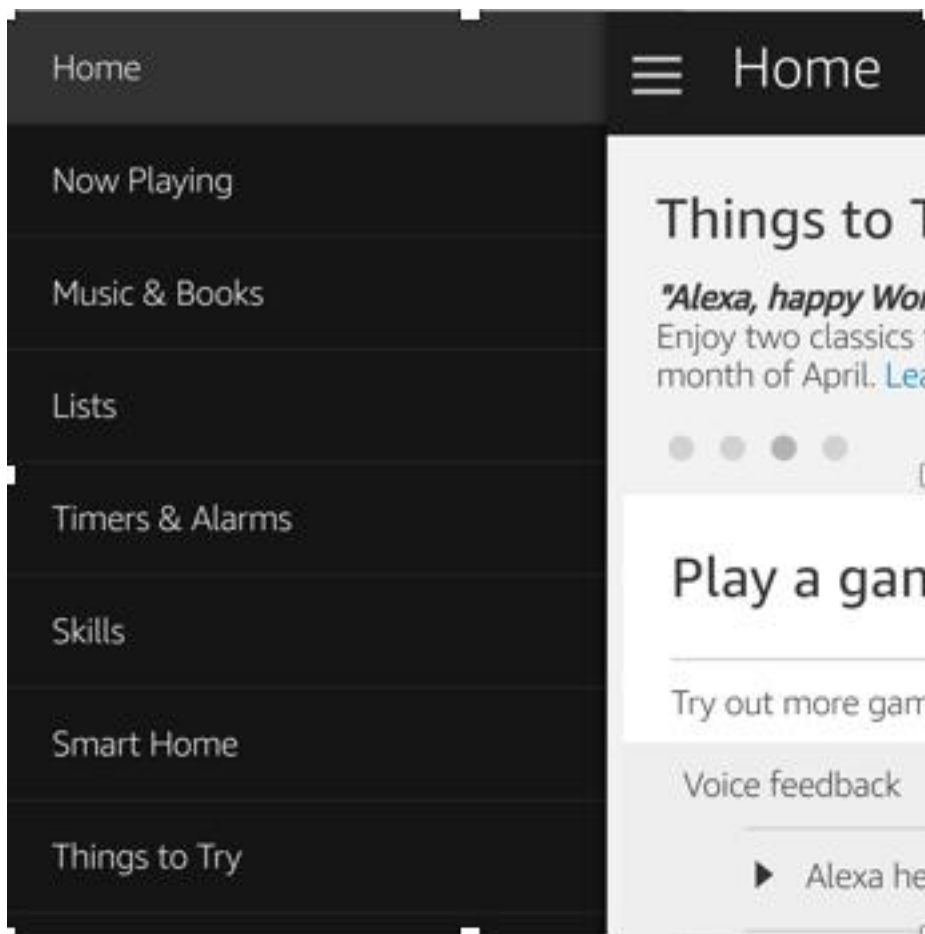
# Connect your LifeSmart System to Amazon Echo

Alright, let's get going! Here's how you get your LifeSmart system connected up.

1. Launch the **Alexa** app.
2. Tap the **menu** in the top left corner of the screen.



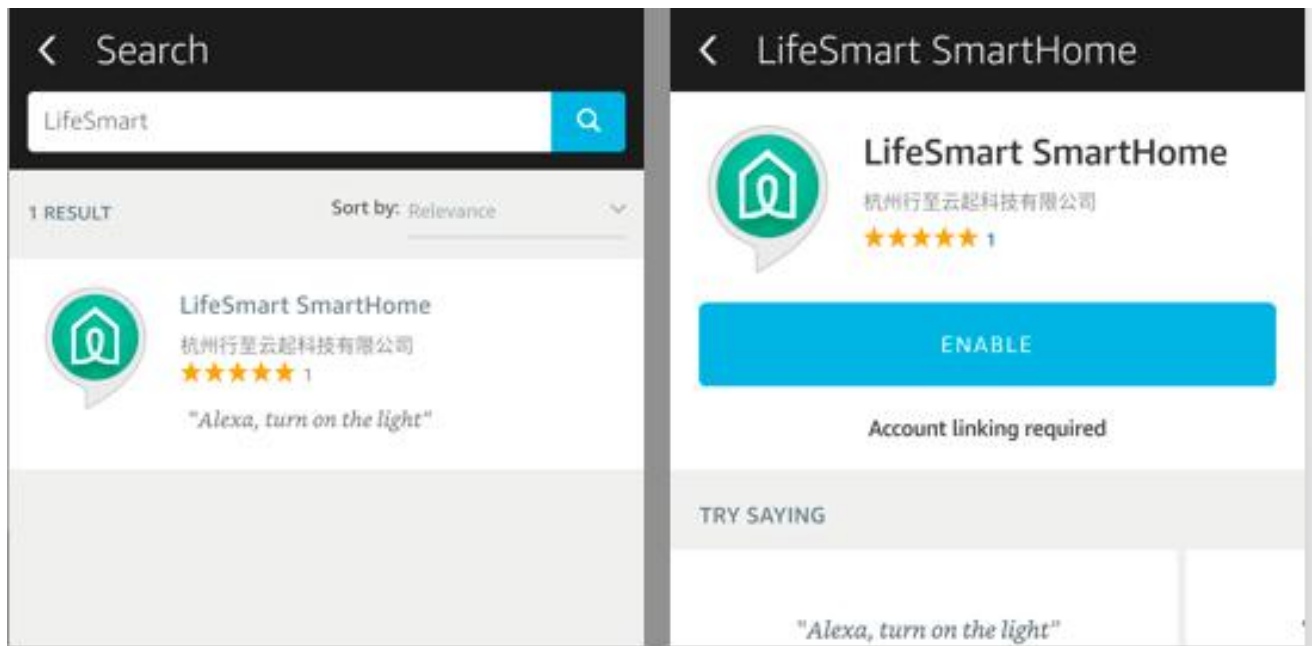
3. Tap **Skills**.



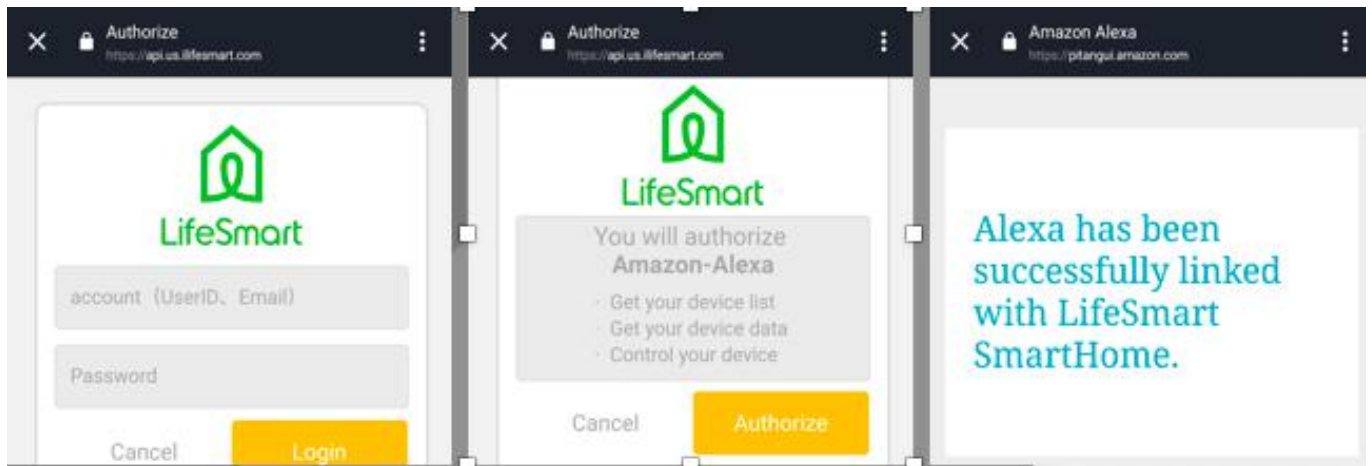
#### 4. Search LifeSmart in All Skills

## 5. Enter LifeSmart Smart

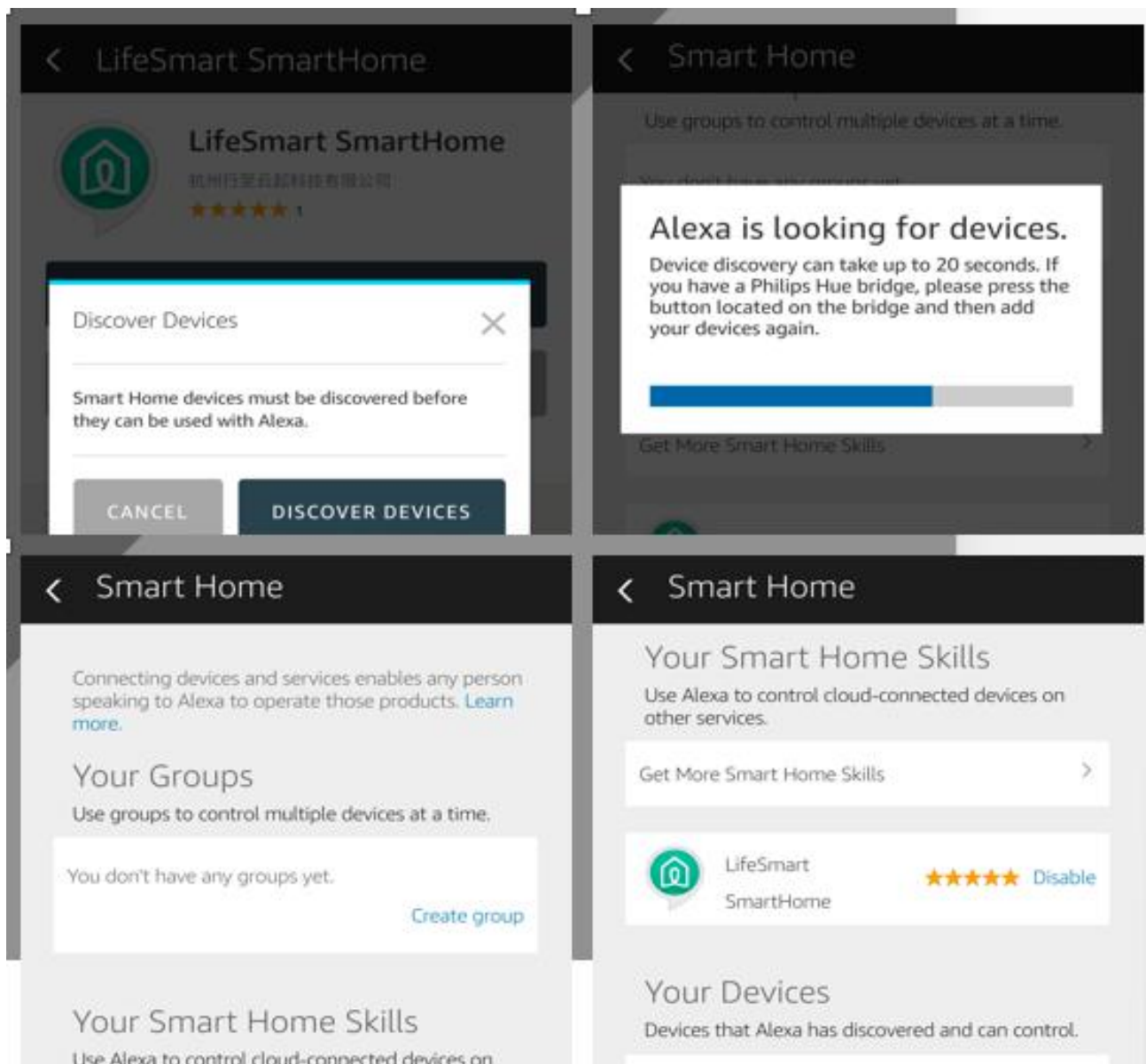
Home



## 6. Connect to LifeSmart



## 7. Click Discover Devices while you wait for Alexa to discover devices.



8. Scroll down to see the devices Alexa has discovered.

Your LifeSmart Devices should appear in the **Your Devices** list. Your devices will keep the name you gave them during initial setup.