



User Manual For Amazonbasics HDMI 1.4 Cable

- 1、确认设备对应的接口必须与cable connector匹配。
- 1、 Confirming the interface of device must be compatible with the cable connector



interface should be compatible with connector

2、必须将连接器平行插入接口，不可斜插连接器，避免连接器端子和塑胶损坏。

2、The Connectors must be inserted parallel to the interface , must not be inserted diagonally , to void connector terminals and plastic damage.



OK: insert parallel to the interface



NG: insert diagonally to the interface

3、如果Cable存在不工作的状况，请简易的进行如下检查：

3、 If the cable do not work, Please simply check as follow:

3.1 确认Cable两端连接器是否对插到位，不可存在松动现象


3.1 Confirming whether both connector of cable were inserted into corresponding interface completely, and should be no loose phenomenon

3.2 确认Cable两端连接器及接口内是否存在粉尘或其他杂质，请清洁干净后重新连接

3.2 Confirming whether there is any dust or other foreign matter in cable connector or interface, Please clean it and reconnect.



Insert into interface completely



Dust at interface