

APP



Download the soundcore app to experience adaptive noise cancelling, ambient sound modes, HearID sound, gaming mode, movie mode, firmware update, and more exciting features.

If your earbuds cannot connect with the soundcore app, re-install the app or update it to the latest version in your mobile app store.

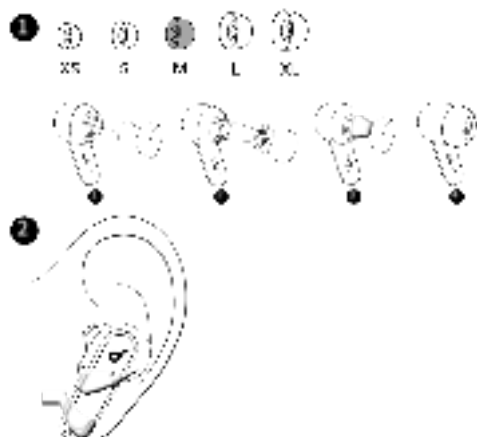
Click this link to download: <http://dl-soundcore.soundcore.com/qcdl?flow=soundcore>

OVERVIEW



1. Touch Control Area
2. Charging Contactors
3. Reset Button
4. USB-C Charging Port
5. LED Light Strip
6. Phone Stand

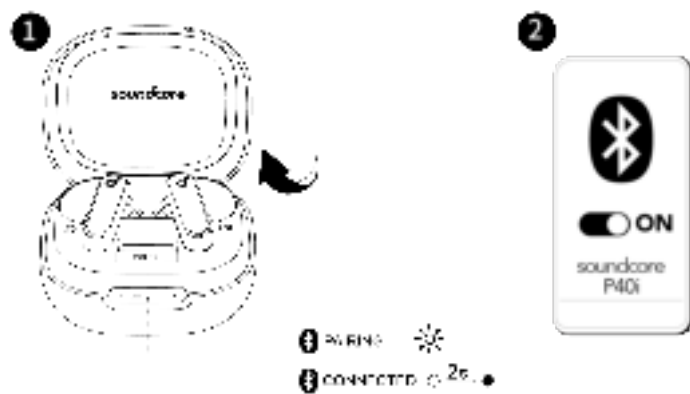
WEARING



Choose the ear tips that fit your ears best and take a fit test in the soundcore app to ensure you get the best ANC performance.

NOISE CANCELLATION: To ensure the best noise cancellation performance, please maintain a good fit in your ears. To maintain optimal sound quality, regularly clean your earbuds by using a cotton swab slightly moistened with rubbing alcohol to gently wipe the mesh and filter under the noise-reuse tips.

POWERING ON & PAIRING



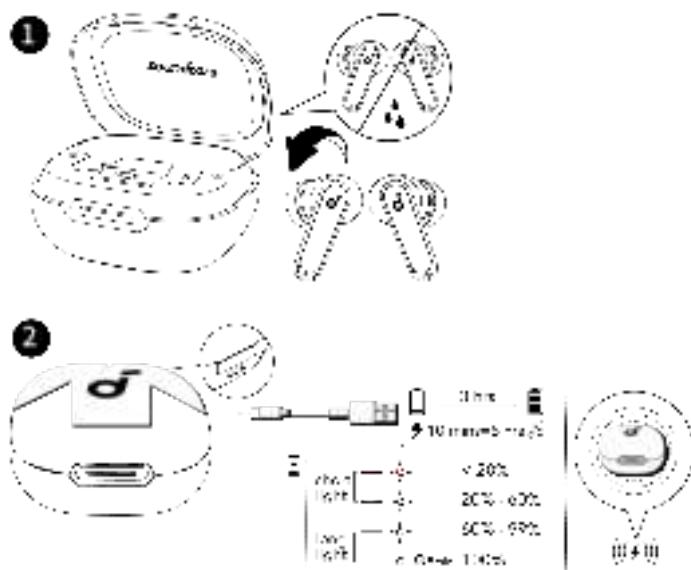
Open the charging case, the earbuds will automatically power on and enter Bluetooth pairing mode. Select "**soundcore P40i**" from your device's Bluetooth

list when connecting for the first time.

- When pairing, the LED light strip will start flashing white slowly. After the pairing is successful, the LED light strip will stay on for 2 seconds and then go off.

**When taken out, the earbuds will automatically power off after 30 minutes if they are not connected. The charger can be set in the soundcore app.*

CHARGING

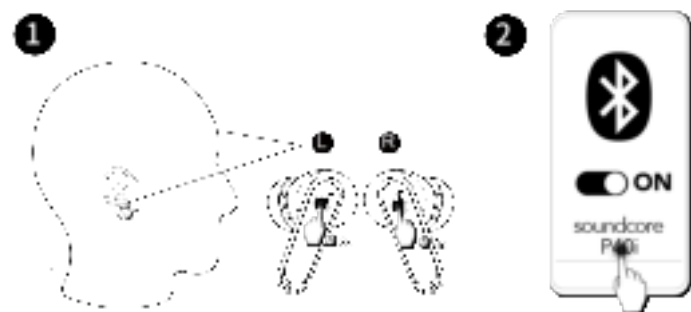
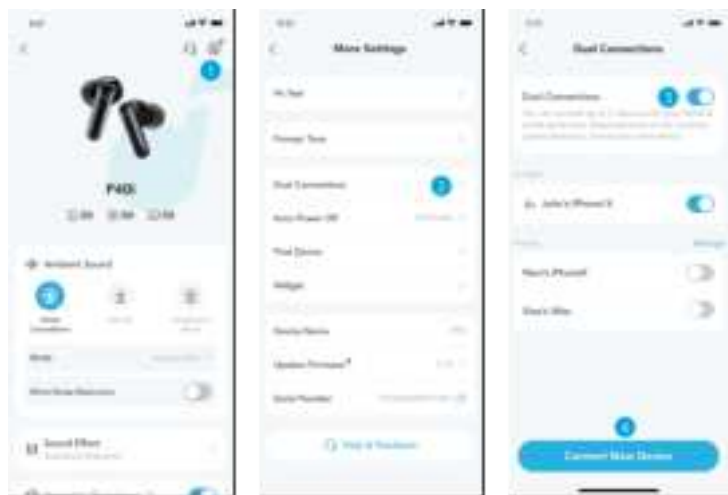


1. Place the earbuds in the charging case and close it.

- Fully dry off the earbuds and the USB-C charging port before charging.

2. Connect the charging case to a power supply by using a certified USB-C charging cable. Alternatively, position the charging case at the center of your wireless charger for wireless charging.

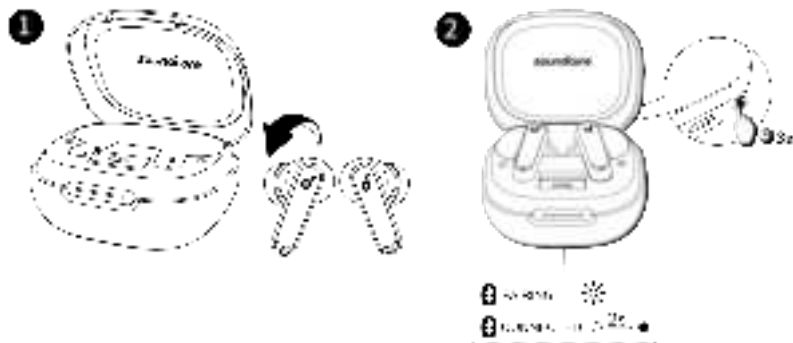
DUAL CONNECTIONS



To connect the earbuds with two Bluetooth devices at the same time, first open the soundcore app, go to settings and select **Dual Connections > Enable Dual Connections > Connect New Device**.

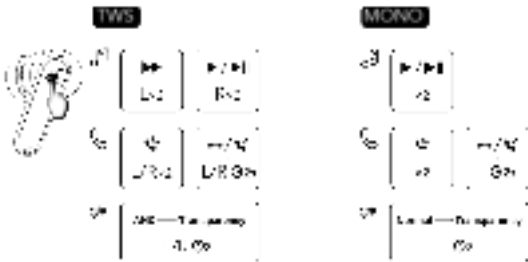
After completing the app configuration, wear the earbuds, then press and hold the touchpad on both earbuds for 3 seconds simultaneously.

MANUAL PAIRING



To manually enter Bluetooth pairing mode, place the earbuds in the charging case and leave the case open. Press and hold the reset button behind the charging case for 3 seconds until the LED light strip flashes white rapidly.

CONTROLS



×1: Tap once ×2: Tap twice 2s: Tap and hold for 2 seconds
You can also customize controls in the soundcore app.

AMBIENT SOUND



You can select noise cancellation, normal, or transparency mode in the soundcore app.

- **Adaptive ANC:** Optimize noise cancellation by adapting to your ears and environment.
- **Transparency:** Stay aware of your surroundings while listening to music.

POWERING OFF



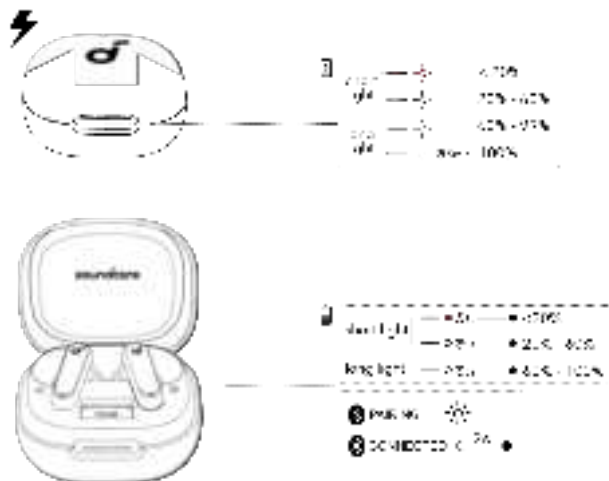
To power off, return the earbuds to the charging case and close it.

RESET



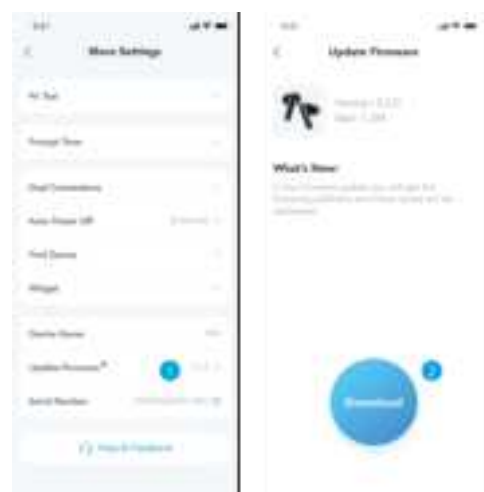
Place the earbuds in the charging case and leave the case open. Press and hold the reset button behind the charging case for 10 seconds until the LED light strip flashes white rapidly three times.

LED LIGHT GUIDE



	Flashing white rapidly		Flashing red slowly
	Flashing white slowly		Steady red
	Steady white		Light off

FIRMWARE UPDATE



You will be informed once a new firmware version is detected when you connect the earbuds to the app. Ensure the earbuds are placed in the charging case and the case remains open until the firmware update is complete. During the update, ensure the earbuds are being charged and avoid any usage.

SPECS

Specifications are subject to change without notice.

Input	5V... 0.8A
Output	5V... 0.34A
Battery capacity	60mAh*2 (earbuds) +800mAh (charging case)
Playtime (with ANC off)	12 hours / 60 hours
Playtime (with ANC on)	10 hours / 50 hours
Charging time	Full Charging Time (charging case) for earbuds: 1 hour Full Charging Time (type C) for charging case: 3 hours
Driver unit	11 mm dynamic driver

Frequency response	20Hz - 20kHz
Impedance	14Ω
Waterproof rating (earbuds)	IPX5
Bluetooth version	5.3
Bluetooth range	10m

Customer Service



service@soundcore.com
support.mea@soundcore.com (For Middle East and Africa Only)
support@anker.com (日本)

+1 (800) 988 7973 (US/Canada)
+44 (0) 1604 936200 (UK)
+49 (0) 69 9579 7960 (DE)
03 4455 7823 (日本)
+86 400 0550 036 (中国)
+82 02-1661-9246 (한국)
+971 529750842 (Middle East & Africa)
+971 8000320817 (UAE)
+966 8008500030 (KSA)
+965 22069086 (Kuwait)
+20 8000000826 (Egypt)
+61 3 8331 4800 (Australia)
+90 (850) 460 14 14 (Türkiye)
+8 (800) 511-86-23 (Russia)
+91 18003138831 (India)

