



POSIPROFILE™

ROBE®



Bridging the divide between manual generic and fully automated fixtures, the TX1 PosiProfile™ combines both worlds in one revolutionary luminaire. Designed to operate as a fully-fledged moving head profile or a static repositionable profile, the unique TX1 PosiProfile™ allows positioning within confined spaces.

Incorporating unique, innovative systems and technologies, including:

MSL-TE™ - TRANSFERABLE ENGINE – Self-referencing, data capturing, rapid changing TE™ Multi-Spectral light source for cost-effective exchange or replacement, with adjustable CCT from 2.700K to 8.000K, CRI 95+ and over 13.500 lm fixture output

DataSwatch™ - Fast selection of the most trusted colours & tones

BARS™ - Retains motorised attributes firmly in position, even during power cycling

MAPS™ - Motionless absolute positioning system for Pan & Tilt

MCE™ - Split and multicoloured effects created directly from the LED engine

L3™ - (Low Light Linearity) Imperceptible 18 bit dimming for ultra smooth fade to black

EMS™ - Smooth stabilization Pan & Tilt movement system

Cpulse™ - Special flicker-free management for all vision systems

Plano4™ - Framing shutters module with 4 individually positionable blades plus rotation of the complete frame system + - 60°

Epass™ - Ethernet pass through switch which sustains Ethernet integrity, when the fixture has no power, to automatically maintain network connectivity

REAP™ - Robe Ethernet Access Portal

MagFrost™ - Magnetic paddle fast change system providing exchangeable frosts containing as standard a very light 0.5° for instant softening of the projected gobo or framing shutters, and a medium 10° for even wash, both specifically selected for theatre and TV use

AirLOC™ - (Less Optical Cleaning) technology greatly reduces the level of airborne particles drawn over the optical elements. This increases the overall performance, light quality and time between routine cleaning and maintenance

The unique TX1 PosiProfile™ provides T Series colour consistency and control through its patented MSL-TE™ 500W Multi-Spectral TRANSFERABLE ENGINE LED source. Including a variable CCT of 2.700K – 8.000K, the adjustable CRI of 80-95+ ensuring perfect colour rendition. The TX1 PosiProfile™ includes all the features top lighting designers demand including fast, easy, CMY colour control; separate +/- green hue control channel; 5.5°– 50° zoom; variable 1° and 5° MagFrost™ quick change frosts; Plano4™ Four individual plane framing shutter system; Stepless Iris with pulse effects up to 3 Hz.

For those requiring dynamic effects, an optional drop-in module is available. It includes a static gobo wheel, a rotating gobo wheel and an animation wheel.

Fitting within your space and budget, the TX1 PosiProfile™ offers a unique solution without compromising of quality.

**500W
MSL-TE™**
MULTI-SPECTRAL
LED ENGINE

RCC™
ROBE COLOUR
CALIBRATION
SYSTEM

DATASWATCH™
FAST SELECTION
OF COLOURS
& TONES



C M Y
COLOUR MIXING

**VARIABLE
CCT**
2.700K - 8.000K

CPULSE™
FLICKER
FREE
MANAGEMENT

Bridging the divide between manual generic and fully automated fixtures, the TX1 PosiProfile™ combines both worlds into one revolutionary luminaire.



Designed to operate as a fully-fledged moving head profile or as a static but repositionable profile, the unique TX1 PosiProfile™ allows positioning and operation within extremely confined spaces where crew access is problematic or movement options are severely limited or not required.

Using our Robe patented BARS™ (Brake Attribute Retention System) operated directly from your console, TX1 remains static due to its ability to lock motorised attributes, such as pan and tilt, zoom and focus, in place. The fixture remains there until they are released.

Usually, fixtures require pre-use pan and tilt movement to calibrate to ensure accurate control when power cycling. Not so with the TX1!

Via our new MAPS™ (Motionless Absolute Positioning System) patented technology, the luminaire remains totally motionless while calibrating, unlike all other fixtures that must at least move to their home position.

Able to restrict movement before even installation via either the onboard QVGA display or from your console, you are protected against collision and accidental damage when TX1 is in extremely tight spaces.

Fully functional, the TX1 maintains the full movement capabilities of a standard moving head profile, allowing it to operate as such.

With a patented MSL-TE™ 500W Multi-Spectral LED engine generating over 13,500-lumen output, you have all the advantages of data harvesting, cost-effective engine change and longevity that TRANSFERABLE ENGINE technology delivers.

Light quality is assured. Belonging to the T Series, you have the same colour control platform as other fixtures in the range to produce identical colour mixing. Perfect colour rendition is assured with an adjustable CRI of 80 to 95+ and a variable CCT of 2,700K – 8,000K.

Our DataSwatch™ onboard colour library contains 237 of your favourite colours and tones, including factory-calibrated whites using the RCC™ (Robe Colour Calibration) system for accurate reproduction and on-call self-recalibration of the LED engine. No external tools are required.

The 9:1 ratio 5.5°-50° zoom range with superb optics and industry-leading beam quality and homogenisation guarantees perfect projection and flat beams. The patented Plano4™ four individual plane shutter module, with 120° module rotation, produces precise shutter cuts without any distorting pillowing effect, with iris included as standard.

Two MagFrost™ quick change frosts are included. A 1° for softening and a 5° for washes. Others are available on request.

TX1's modular approach ensures cost-effectiveness when used as a repositionable profile. If effects are required, an optional module is available with a fully indexable rotating gobo wheel with 7 gobos, a static wheel with 9 gobos, and an animation wheel.

This luminaire, as you would expect, comes packed with additional Robe innovations. Cpulse™ flicker-free management system for HD and UHD cameras; L3™ Low Light Linearity dimming software for imperceptible fades to black; AirLOC™ (Less Optical Cleaning) technology keeping the optical elements in pristine condition for far longer.

TX1 PosiProfile™ – Bridging the divide between manual and automated luminaires.



Source

- Light source type: MSL-TE™ 500W LED engine (Patented)
- Colour temperature: 3,200 K
- Colour rendition: CRI 95, TLCI 91
- LED life expectancy: min. 40,000 hours
- Typical lumen maintenance: L70/B50 @ 40,000 hours
- Light source warranty: 4 years or 20,000 hours

Optical System

- Robe's proprietary optical design
- High-efficiency zoom optical system, ratio 9:1
- Zoom range: 5.5° - 50°
- Fixture total lumen output: 13,600 lm (integrating sphere)
11,000 lm (goniophotometer)
- Illuminance: 35,800 lx @ 5 m
- Output lens diameter: 150 mm

Dynamic Effects and Features

- Factory calibrated whites and colours via the new RCC™ (Robe Colour Calibration) system, automatic or on-call self-re-calibration of the LED engine without the use of any external tool (Patent pending)
- Colour mixing: CMY/RGB or RGBAL
- White light: Variable CCT 2,700K - 8,000K
- DataSwatch™ filters: pre-programmed 237 colours and tones including most used whites 2,700K, 3,200K, 4,200K, 5,600K and 8,000K
- Tungsten lamp effect: 750W, 1,000W, 1,200W, 2,000W, 2,500W lamp emulation for whites from 2,700K to 4,200K (red shift and thermal delay)
- + - Green correction function
- Adjustable CRI from 80 to 95+
- Framing shutters: Patented Plano4™ framing shutters module with 4 individually positionable blades plus rotation of the complete frame system + - 60°
- Optional drop-in gobo module: Static, rotating gobo wheel and animation wheel
- Static gobo wheel: 9 static, replaceable breakup gobos + open, all gobos specially selected for theatrical and TV productions, patented slot & lock system

- Rotating gobo wheel: 7 rotating, indexable and replaceable breakup and aerial gobos + open, patented slot & lock system
- Animation wheel: Aluminium animation wheel, used alone or in combination with gobos, rotating in both directions at variable speed
- Iris: Motorized, stepless, pulse effects up to 3 Hz
- MagFrost™ - magnetic paddle fast change system providing exchangeable frosts containing as standard a very light 1° for instant softening of the projected gobo or framing shutters, and a medium 5° for even wash, both specifically selected for theatre and TV use
- HSL™ - Hot-Spot Lens for LED profiles: from flat field to 6:1 hot-spot (optional)
- Motorized zoom and focus
- Electronic strobe effect with variable speed up to 20 Hz, pre-programmed random strobe & pulse effects
- High resolution electronic dimming: 0-100%
- L3™ - (Low Light Linearity) Imperceptible 18 bit dimming for ultra smooth fade to black
- Extremely quiet operation suitable for all types of production in Theatre and TV
- Cpulse™ - special flicker-free management for HD and UHD cameras, ready for 8K and 16K
- AirLOC™ - (Less Optical Cleaning) technology greatly reduces the level of airborne particles drawn over the optical elements. This increases the overall performance, light quality and time between routine cleaning and maintenance.
- BARS™ - Brake Attribute Retention System (Patented) applied for Pan, Tilt, Focus and Zoom stepper motors

Control and Programming

- Setting & Addressing: ROBE Navigation System 2 (RNS2)
- Display: QVGA Robe touch screen with battery backup, gravitation sensor for auto screen positioning, operation memory service log with RTC, stand-alone operation with 3 editable programs (each up to 100 steps), built-in analyser for easy fault finding
- Protocols: USITT DMX-512, RDM, ArtNet, MA Net, MA Net2, sACN

- REAP™ - Robe Ethernet Access Portal
- Epass™ - Ethernet pass through switch which sustains Ethernet integrity, when the fixture has no power, to automatically maintain network connectivity - on request
- Wireless CRM™ technology from LumenRadio - on request
- DMX Protocol modes: 6
- Control channels: 40, 27, 44, 48, 33, 52
- Pan & Tilt resolution: 16 bit
- Colour mixing: 8 or 16 bit (internal 18 bit)
- Variable CCT: 8 bit
- Adjustable CRI: 8 bit
- + - Green correction: 8 bit
- Framing shutters module movement & rotation: 8 bit
- Rotating gobo wheel positioning: 8 bit
- Gobo indexing & rotation: 8 or 16 bit
- Animation wheel: 8 bit
- Animation wheel rotation: 8 bit
- Iris: 8 or 16 bit
- Frost: 8 bit
- Zoom: 8 or 16 bit
- Focus: 8 or 16 bit
- Dimmer: 8 or 16 bit (internal 18 bit)

Movement

- Pan movement: 540°
- Tilt movement: 280°
- Movement control: Standard and Speed
- Automatic Pan & Tilt position correction
- EMS™ - Electronic Motion Stabilizer system for Pan & Tilt reducing beam deviation caused by truss movement or vibration (Patented)
- MAPS™ - Motionless absolute positioning system for Pan & Tilt (Patented)

Static Gobos

- 9x static glass gobos
- Aluminium gobo wheel
- High temperature borofloat or better glass
- Slot & lock system for easy replacement of gobo

Rotating Gobos

- 7x rotating glass gobos
- Outside diameter: 26.8 mm
- Image diameter: 23.5 mm
- Thickness: 1.1 mm
- Max. thickness: 4 mm
- High temperature borofloat or better glass
- Patented slot & lock system for easy replacement of gobos

Effect Wheel

- Single animation wheel
- Material: Aluminium
- Can be used alone or in combination with rotating gobos
- Rotating in both directions at variable speed

Framing Shutters System

- Patented Plano4™ framing shutters module
- Shutters: 4 Blades, each with separate movement and +- 25° rotation control
- Movement: Smooth with variable speed, ultrafast blade movements for creating mid-air effects
- Pre-programmed: Shape and blade sequences
- Rotation: +- 60° of the complete framing system

Thermal Specification

- Maximum ambient temperature: 45 °C (113 °F)
- Maximum surface temperature: 75 °C (167 °F)
- Minimum operating temperature: -5 °C (23 °F)
- Total heat dissipation: max. 1.637 BTU/h (calculated)

Electrical Specification and Connections

- Power supply: Electronic auto-ranging
- Input voltage range: 100–240 V, 50 / 60 Hz
- Power consumption: max. 640W
- Power connector in: Neutrik powerCON TRUE1
- DMX and RDM data in/out: Locking 3-pin & 5-pin XLR
- Ethernet port in/out: RJ45 for Embedded Epass™ switch 10/100 Mbps - on request
- USB connector (series A) for lightmaster purposes

Approvals

- CE Compliant
- cETLus Compliant

Environmental Information

- GWP (Global Warming Potential) total in modules A1-A3 (according LCA): 559 Kg CO2e
- EPD registration number: EPD-IES-0017195:002

Mechanical Specification

- Height: 739 mm (29.1") - Head in vertical position
- Width: 383.5 mm (15.1")
- Depth: 262 mm (10.3") - Head in vertical position
- Weight: 24.9 kg (54.9 lbs)
- 26.6 kg (58.6 lbs) with optional drop-in gobo modul
- Ingress protection rating: IP20

Rigging

- Mounting positions: 0°, 32°, 90°
- Universal operating position
- Mounting points: 5 pairs of 1/4-turn locking points
- 2x Omega adaptors with 1/4-turn quick locks
- Safety cable attachment point
- Pan & Tilt transport locks

Included Items

- User Manual
- Omega Adaptor CL-regular 2 pcs
- Power cord including powerCON TRUE1 In connector
- Gel frame adaptor: 10980440

Optional Accessories

- TX1 MSL-TE™ 500W White LED Engine: 14080088
- Gel frame: 10980443 (compatible with standard adaptor 10980440 only)
- Top hat 50° T11/TX1 black: 10980768
- Drop-in gobo and animation module TX1 PosiProfile: 10980749
- Frost 0.5° (exchange) assembled: 10980583
- Frost 1° (exchange) assembled: 10980578
- Frost 5° (exchange) assembled: 10980573
- Frost 10° (exchange) assembled: 10980497
- Frost 20° (exchange) assembled: 10980574
- Frost 30° (exchange) assembled: 10980584
- Hot-Spot lens in gobo holder: 10980483
- Doughty Trigger Clamp: 17030386
- Omega Adaptor Tall CL - 2 pcs in box: 10980501
- Safety wire 36 kg: 99011963
- Upgrade kit CRMX Universal 260: 99030100
- Single Top Loader Case: 10120290
- Dual Top Loader Case: 10120291
- Foam Shell: 20020445




Legal

- TX1 PosiProfile™ is Trademark of Robe lighting s. r. o.
- TX1 PosiProfile™ is patented by Robe lighting s. r. o. and protected by one or more pending or issued patents

TE™ 500W Multi-Spectral LED engine

The new revolutionary MSL-TE™ 500W LED engine provides a fixture output reaching 13.500 lumens, high quality spectrum of CRI 95+, adjustable CCT from 2.700K to 8.000K and additive colour mixing with CMY control mode.



CMY Colour Mixing




Framing Shutters Module

TX1 uses a patented Plano4™ framing shutters module with four blades which can be individually controlled, positioned and angled. The whole module can be rotated + – 60°.



4-Plane Shutter System




Animation Wheel

Aluminium animation wheel can be used alone or in combination with gobo.




Rotating Gobo Wheel



Gobos

TX1 comprises a selection of breakup and aerial gobos designed specifically for theatrical and TV productions.

Static Gobo Wheel




True White Colours

Factory calibrated whites and colours via the new RCC™ Robe Colour Calibration system allow quick direct calling of whites of any colour temperature from 2.700K to 8.000K.



Tungsten effect

The Halogen lamp mode provides emulation of 750W, 1.000W, 1.200W, 2.000W and 2.500W tungsten lamps. The dimmer channel initiates halogen lamp-like behaviour (red effect and thermal delay) for each lamp type during dimming.

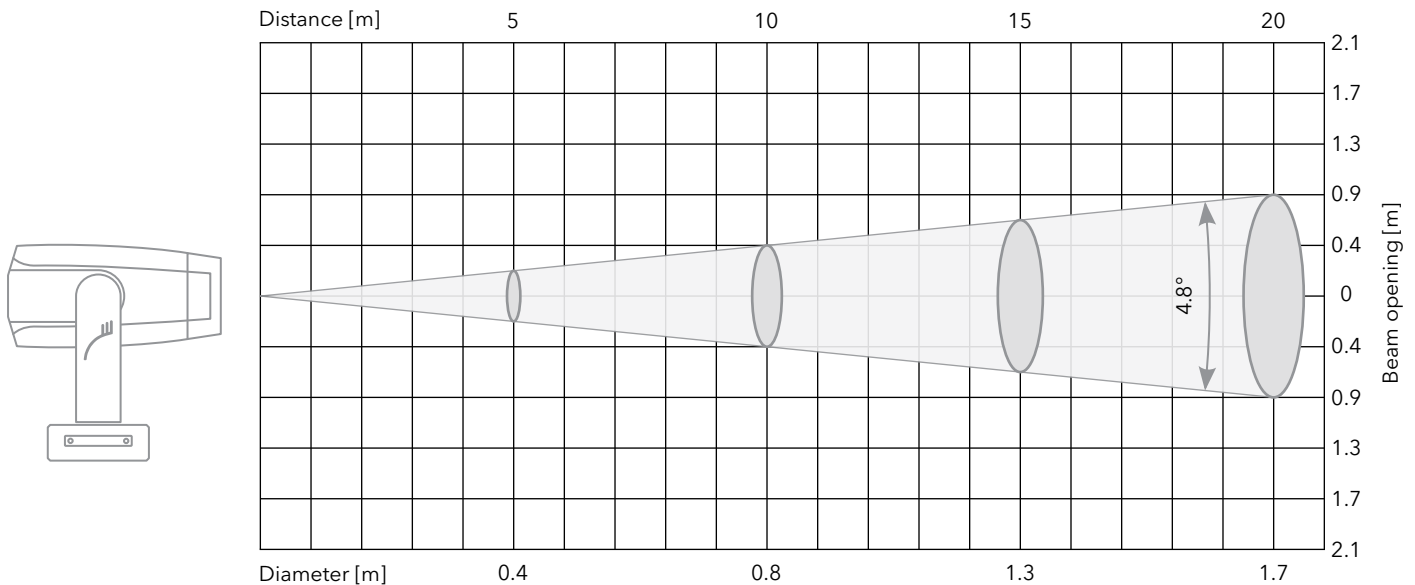


TX1 Profile

Photometric report

Beam angle 4.8° - Min. zoom, CCT 8012K, CRI 85

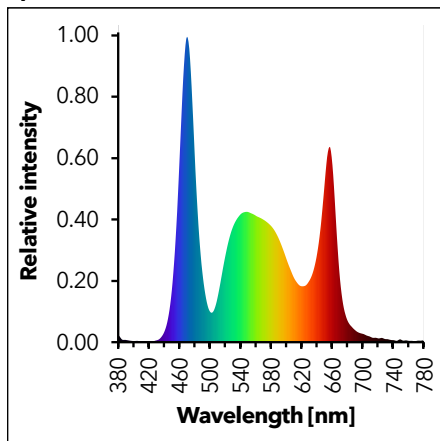
Beam angle	Total lumen output (integrating sphere)	Total lumen output (goniophotometer)	Peak candela	Power
4.8°	6341 lm	6039 lm	893500 cd	636 W



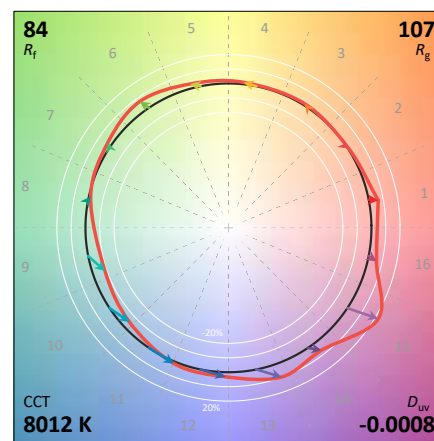
Center beam intensity [lx]/[fcd]; Total lumen output [lm] measured by goniophotometer

Distance	5 m	10 m	15 m	20 m	30 m	40 m	50 m	Total lumens
8000 K	35740/3320	8935/830	3971/369	2234/208	993/92	558/52	357/33	6039
8000 K Quiet mode	31094/2889	7774/722	3455/321	1943/181	864/80	486/45	311/29	5254
5600 K	35420/3291	8855/823	3936/366	2214/206	984/91	553/51	354/33	5985
4200 K	39261/3647	9815/912	4362/405	2454/228	1091/101	613/57	393/36	6634
3200 K	35053/3257	8763/814	3895/362	2191/204	974/90	548/51	351/33	5923
2700 K	34319/3188	8580/797	3813/354	2145/199	953/89	536/50	343/32	5799

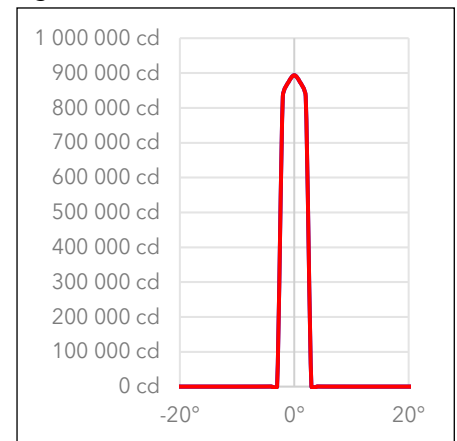
Spectrum



TM-30



Light distribution



Color temperature	CCT	8012
Color Deviation from Black	Duv	-0.0008
Color Coordinate CIE 1931	x	0.2954
	y	0.3035
Color Coordinate	u	0.1953
	v	0.3009

Color rendering index	CRI	85
Red component	CRI R9	35
Color fidelity	TM30 Rf	84
Color gamut	TM30 Rg	107
Television consistency Index	TLCI	85

Fixture settings: DMX mode: 1; Fans: Auto; Dimmer curve: Square Law; Shutter: Open; Dimmer: Open; No effect in light beam

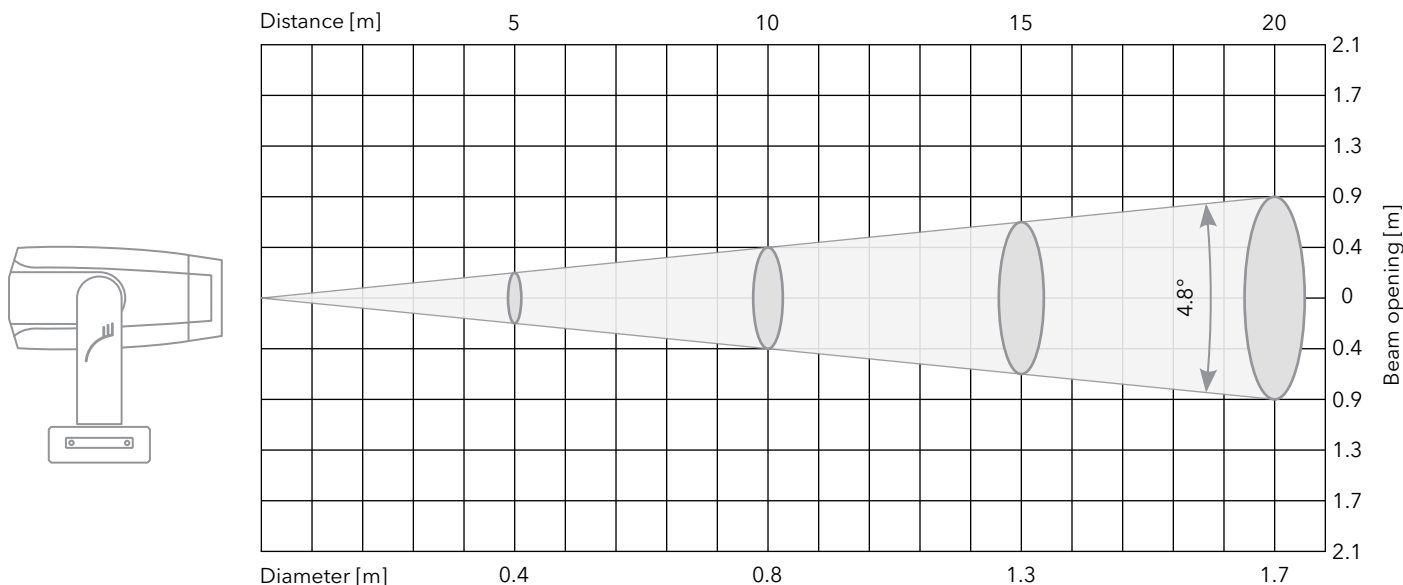
Measurement date: 22.08.2022

TX1 Profile

Photometric report

Beam angle 4.8° - Min. zoom, CCT 8019K, CRI 91

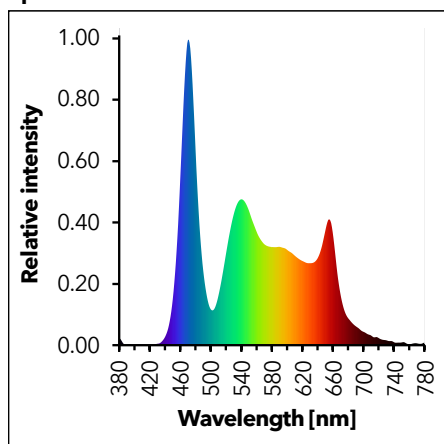
Beam angle	Total lumen output (integrating sphere)	Total lumen output (goniophotometer)	Peak candela	Power
4.8°	3233 lm	3079 lm	455575 cd	609 W



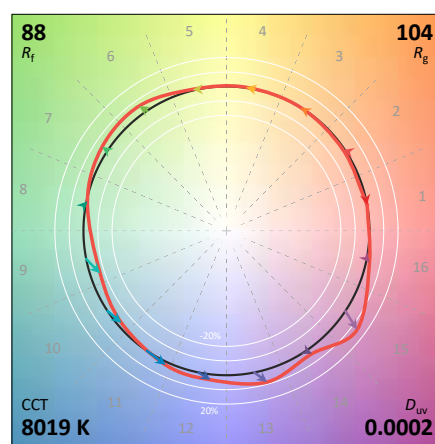
Center beam intensity [lx]/[fcd]; Total lumen output [lm] measured by goniophotometer

Distance	5 m	10 m	15 m	20 m	30 m	40 m	50 m	Total lumens
8000 K	18223/1693	4556/423	2025/188	1139/106	506/47	285/26	182/17	3079
8000 K Quiet mode	15854/1473	3964/368	1762/164	991/92	440/41	248/23	159/15	2679
5600 K	18851/1751	4713/438	2095/195	1178/109	524/49	295/27	189/18	3185
4200 K	17036/1583	4259/396	1893/176	1065/99	473/44	266/25	170/16	2878
3200 K	16323/1516	4081/379	1814/168	1020/95	453/42	255/24	163/15	2758
2700 K	14325/1331	3581/333	1592/148	895/83	398/37	224/21	143/13	2420

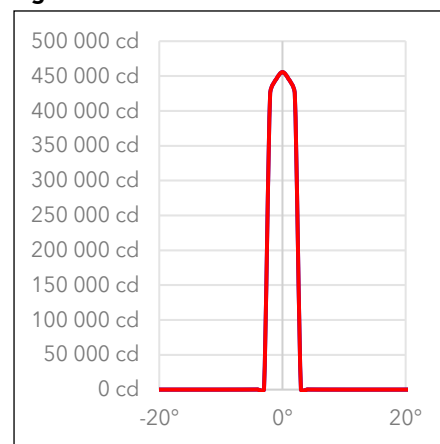
Spectrum



TM-30



Light distribution



Color temperature	CCT	8019
Color Deviation from Black	Duv	0.0002
Color Coordinate CIE 1931	x	0.2949
	y	0.3048
Color Coordinate	u	0.1944
	v	0.3014

Color rendering index	CRI	91
Red component	CRI R9	96
Color fidelity	TM30 Rf	88
Color gamut	TM30 Rg	104
Television consistency Index	TLCI	91

Fixture settings: DMX mode: 1; Fans: Auto; Dimmer curve: Square Law; Shutter: Open; Dimmer: Open; No effect in light beam

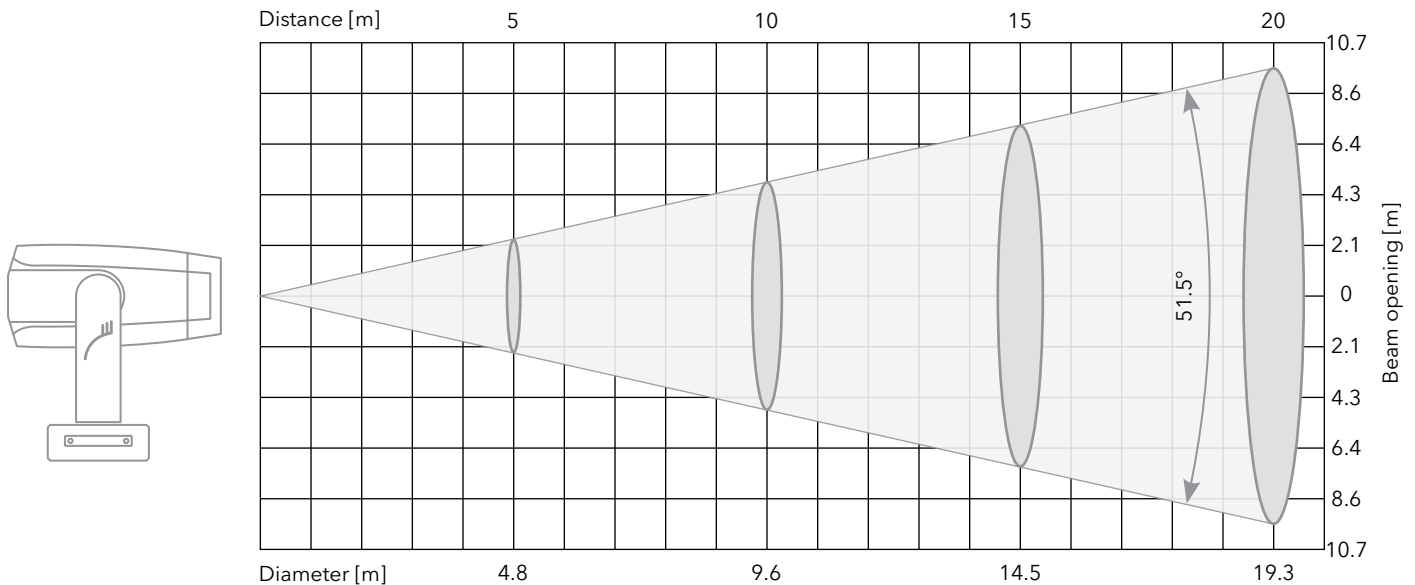
Measurement date: 22.08.2022

TX1 Profile

Photometric report

Beam angle 51.5° - Max. zoom, CCT 8026K, CRI 85

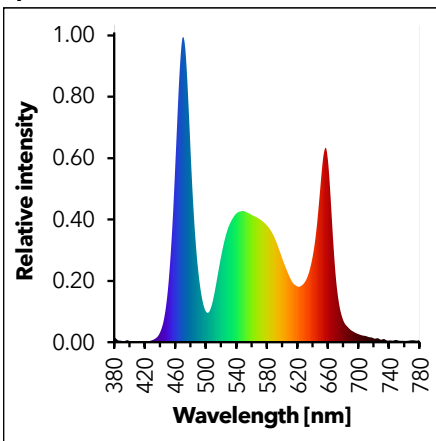
Beam angle	Total lumen output (integrating sphere)	Total lumen output (goniophotometer)	Peak candela	Power
51.5°	13581 lm	10865 lm	18900 cd	636 W



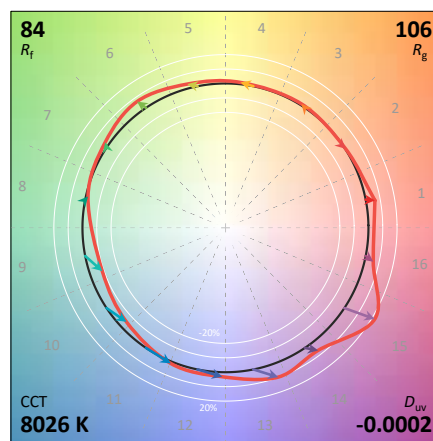
Center beam intensity [lx]/[fcd]; Total lumen output [lm] measured by goniophotometer

Distance	5 m	10 m	15 m	20 m	30 m	40 m	50 m	Total lumens
8000 K	756/70.2	189/17.6	84/7.8	47.3/4.4	21/2	11.8/1.1	7.6/0.7	10865
8000 K Quiet mode	658/61.1	164.5/15.3	73.1/6.8	41.1/3.8	18.3/1.7	10.3/1	6.6/0.6	9457
5600 K	751/69.8	187.8/17.4	83.4/7.8	46.9/4.4	20.9/1.9	11.7/1.1	7.5/0.7	10793
4200 K	833/77.4	208.3/19.3	92.6/8.6	52.1/4.8	23.1/2.1	13/1.2	8.3/0.8	11972
3200 K	758/70.4	189.5/17.6	84.2/7.8	47.4/4.4	21.1/2	11.8/1.1	7.6/0.7	10894
2700 K	746/69.3	186.5/17.3	82.9/7.7	46.6/4.3	20.7/1.9	11.7/1.1	7.5/0.7	10721

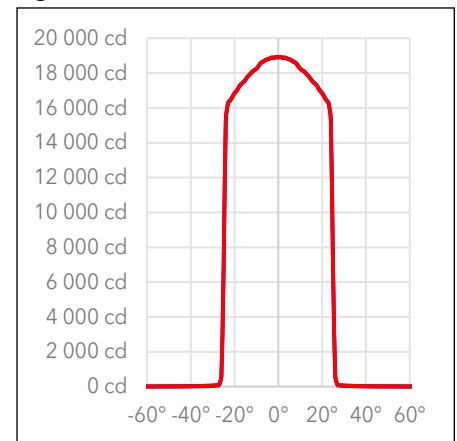
Spectrum



TM-30



Light distribution



Color temperature	CCT	8026
Color Deviation from Black	Duv	-0.0002
Color Coordinate CIE 1931	x	0.2950
	y	0.3042
Color Coordinate	u	0.1947
	v	0.3012

Color rendering index	CRI	85
Red component	CRI R9	37
Color fidelity	TM30 Rf	84
Color gamut	TM30 Rg	106
Television consistency Index	TLCI	85

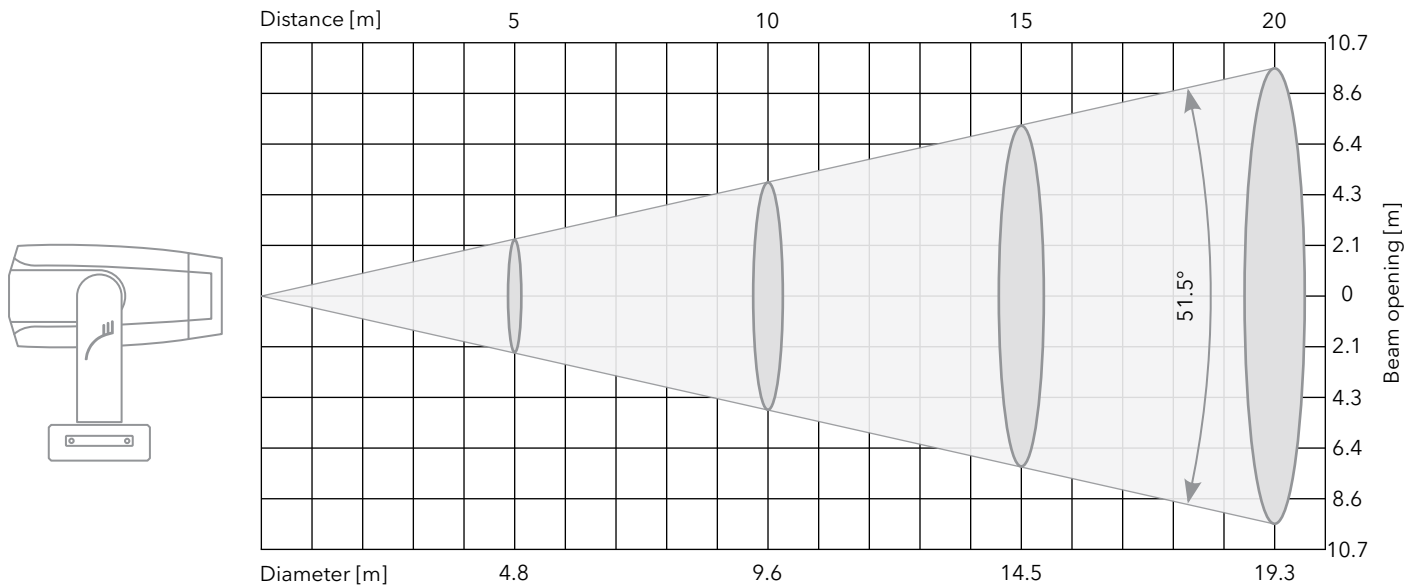
Fixture settings: DMX mode: 1; Fans: Auto; Dimmer curve: Square Law; Shutter: Open; Dimmer: Open; No effect in light beam

Measurement date: 22.08.2022

Photometric report

Beam angle 51.5° - Max. zoom, CCT 8004K, CRI 91

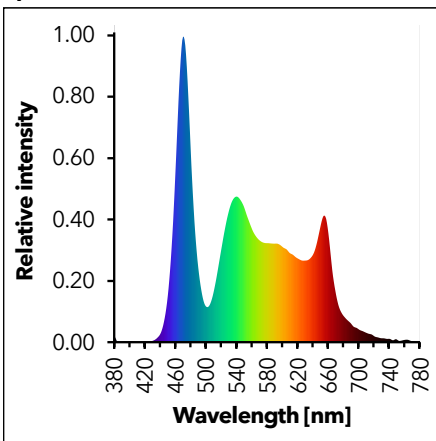
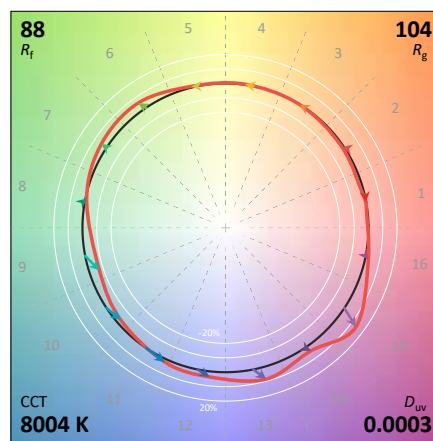
Beam angle	Total lumen output (integrating sphere)	Total lumen output (goniophotometer)	Peak candela	Power
51.5°	7797 lm	6237 lm	10850 cd	609 W



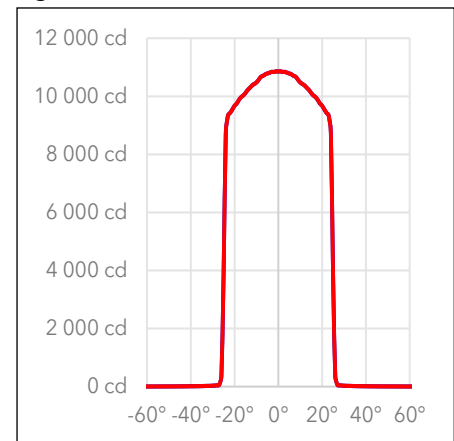
Center beam intensity [lx]/[fcd]; Total lumen output [lm] measured by goniophotometer

Distance	5 m	10 m	15 m	20 m	30 m	40 m	50 m	Total lumens
8000 K	434/40.3	108.5/10.1	48.2/4.5	27.1/2.5	12.1/1.1	6.8/0.6	4.3/0.4	6237
8000 K Quiet mode	378/35.1	94.5/8.8	42/3.9	23.6/2.2	10.5/1	5.9/0.5	3.8/0.4	5432
5600 K	448/41.6	112/10.4	49.8/4.6	28/2.6	12.4/1.2	7/0.7	4.5/0.4	6438
4200 K	396/36.8	99/9.2	44/4.1	24.8/2.3	11/1	6.2/0.6	4/0.4	5691
3200 K	371/34.5	92.8/8.6	41.2/3.8	23.2/2.2	10.3/1	5.8/0.5	3.7/0.3	5332
2700 K	313/29.1	78.3/7.3	34.8/3.2	19.6/1.8	8.7/0.8	4.9/0.5	3.1/0.3	4498

Spectrum

**TM-30**

Light distribution



Color temperature	CCT	8004
Color Deviation from Black	Duv	0.0003
Color Coordinate CIE 1931	x	0.2950
	y	0.3052
Color Coordinate	u	0.1943
	v	0.3016

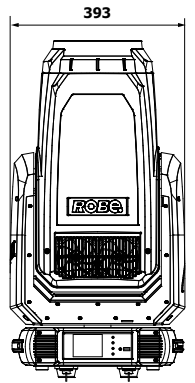
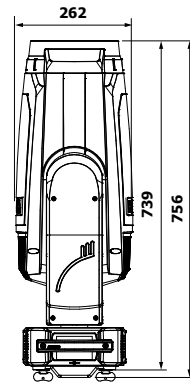
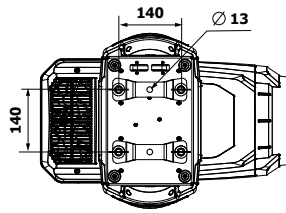
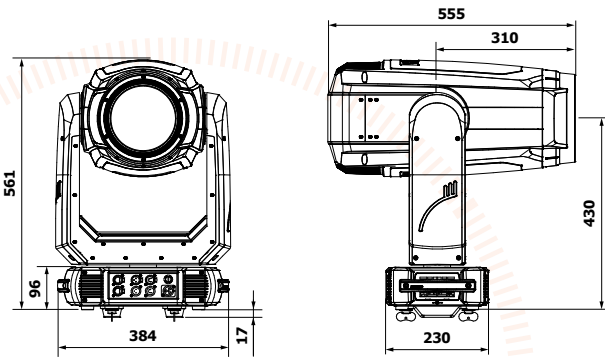
Color rendering index	CRI	91
Red component	CRI R9	97
Color fidelity	TM30 Rf	88
Color gamut	TM30 Rg	104
Television consistency Index	TLCI	91

Fixture settings: DMX mode: 1; Fans: Auto; Dimmer curve: Square Law; Shutter: Open; Dimmer: Open; No effect in light beam

Measurement date: 22.08.2022



POSIPROFILE™





POSIPROFILE™



 **ROBIN**®
Innovative Technology

www.robe.cz

ROBE®

Head office: ROBE lighting s. r. o. | Házovice 2090 | 756 61 Rožnov pod Radhoštěm | Czech Republic

Factory: ROBE lighting s. r. o. | Palackého 416 | 757 01 Valašské Meziříčí | Czech Republic

Tel.: +420 571 751 500 | E-mail: robe@robe.cz

July 2025 © ROBE lighting s. r. o. All specifications subject to change without notice.