

Gira HomeServer

Controlling intelligent home technology made simple and mobile

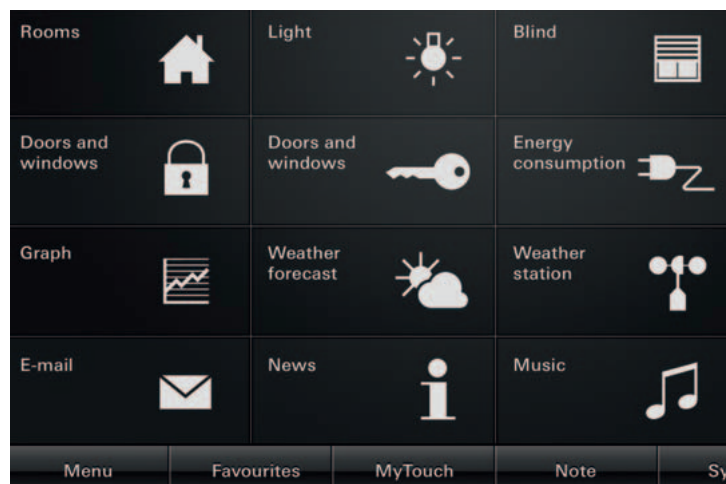


03	Introduction
04	Operating devices
06	User interface
10	More convenience
12	Increased security
14	Improved energy efficiency
16	System overview
17	System advantages
18	Training and support
19	Technical data
20	Additional products
22	More about Gira

Gira HomeServer

Controlling intelligent home technology made simple and mobile

The Gira HomeServer is the on-board computer for an intelligent house. As the interface between modern electrical installation and the computer network, it controls all the components of home technology networked via the KNX/EIB system and enables the integration of a wide range of additional technologies such as door intercoms, cameras or audio systems into the home control. Thanks to the Internet connection, all the functions can be conveniently accessed using a wide variety of operating devices – at home and while away.

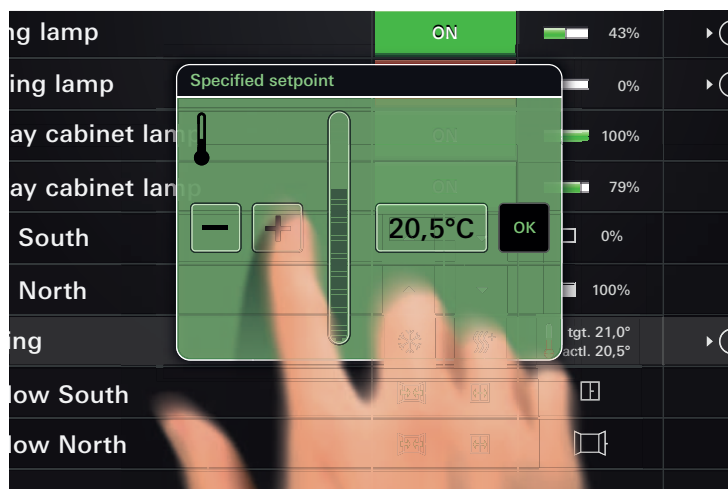


More convenience, safety and energy efficiency

With innovative solutions and a unique degree of flexibility, the Gira HomeServer sets new standards for intelligent home networking. In combination with the KNX/EIB installation, a wide diversity of applications can be easily implemented. These applications ensure more convenience, increased security and improved energy efficiency, and are perfectly matched to the individual desires and requirements of occupants.

Diverse application possibilities

There are diverse possible applications for the Gira HomeServer: the central control of lighting, blinds and heating, room scenes, multimedia entertainment in all rooms, panic switching, occupied-home simulation, energy management according to needs, evaluation of consumption data and many more. Nearly all conceivable functions can be implemented.



Simple operation of innovative functions – with a single finger

With the Gira Interface, the user interface of the Gira HomeServer, control of innovative home technology is extremely simple. Menu guidance is intuitive: all functions are available within two levels. Additional detailed information or operating elements open in a pop-up window.

This ensures an optimal overview and also enables convenient operation per touch screen – with a single finger.



Central control of intelligent home technology – at home and while away

With various operating devices such as Gira Control Clients, the iPhone, iPad and iPod touch or a computer, the Gira HomeServer allows central control of the complete home technology – at home and while away. The system thus offers a valuable supplement to the classic KNX/EIB control devices such as push button sensors that enable the various intelligent functions to be operated at the press of a button in the corresponding rooms.

Central control of intelligent home technology

At home and while away

With various operating devices such as Gira Control Clients, the iPhone, iPad and iPod touch or a computer, the Gira HomeServer allows central control of the complete home technology – at home and while away. The system thus offers a valuable supplement to the classic KNX/EIB control devices such as push button sensors that enable the various intelligent functions to be operated at the press of a button in the corresponding rooms.

Illustration: Gira Control 19 Client, glass black



Illustration: Gira Control 9 Client, glass black



Gira Control Clients

The Gira Control Clients are the central operating devices for the Gira HomeServer and the KNX/EIB installation in the house. With their brilliant touch displays, they enable simple control of the entire home technology with a single finger. In doing so, the Gira Interface, the user interface of the Gira HomeServer, provides quick access to all functions with its clear and intuitive menu guidance. The Gira Control 19 Client has a generously proportioned display with a screen

diagonal of 47 cm (18.5"). The Gira Control 9 Client is available as a compact variant with a 22.9 cm (9") display. Both devices are equipped with a loudspeaker and microphone and thus can also be used for audiovisual door communication – a separate home station is then no longer required.

Illustration: Gira HomeServer/FacilityServer app for the iPad and iPhone



Illustration: Gira Interface on a laptop

**iPhone, iPad, iPod touch**

The new Gira HomeServer/FacilityServer app enables convenient mobile operation of the entire home technology – with an iPhone, iPad or iPod touch, via GSM, UMTS or WLAN. The app for controlling the Gira HomeServer and the KNX/EIB installation in the house features the uniform Gira Interface design. Because of this, simple access to all functions is possible regardless of where you are, and the entire home technology is always in view.

Laptop, computer

The complete home technology can be controlled with a laptop or PC via the Gira Interface, all over the house, at the workplace and while away. Navigation is convenient with a mouse and keyboard.

Simple operation of innovative functions

The Gira Interface

With the Gira Interface, the user interface of the Gira HomeServer, control of innovative home technology is quick and easy. Menu guidance is intuitive because: all functions are available within two levels. Additional detailed information or operating elements are displayed in a pop-up window. This ensures an ideal overview and allows convenient operation per touch screen – with a single finger.

Illustration: Gira Control 19 Client, glass white



**Status bar**

Date, time and data from a weather station are installed and displayed in the status bar.

Control level

The control level is divided into different areas that can each be operated independently. Building control occurs on the left side, while on the right side, various individual functions such as cameras, news services in RSS format, weather, e-mail, temperature graphs and music control can be configured.

Navigation bar

The bar remains permanently visible and arrangement of the navigation keys is predefined. This allows the user to return to the main menu or jump to other areas at any time with one operational step.

Simple operation of innovative functions

The Gira Interface

Ceiling lamp	ON	<div><div></div></div> 43%	▶ ⌚
Reading lamp	OFF	<div><div></div></div> 0%	▶ ⌚
Display cabinet lamp left	ON	<div><div></div></div> 100%	
Display cabinet lamp right	ON	<div><div></div></div> 79%	
Blind South	▲ ▼	<div><div></div></div> 0%	
Blind North	▲ ▼	<div><div></div></div> 100%	
Heating	❄️ 🔊	tgt. 21,0° actl. 20,5°	▶ ⌚
Window South	🏠 🏠	🏠	

Function display
All devices in a room and their status can be seen at a glance.
All functions can be directly operated from this display.

Ceiling lamp	ON	<div><div></div></div> 43%	▶ ⌚
Reading lamp	OFF	<div><div></div></div> 0%	▶ ⌚
Display cabinet lamp left	ON	<div><div></div></div> 100%	
Display cabinet lamp right	ON	<div><div></div></div> 79%	
Blind South	▲ ▼	<div><div></div></div> 0%	
Blind North	▲ ▼	<div><div></div></div> 100%	
Heating	❄️ 🔊	tgt. 21,0° actl. 20,5°	▶ ⌚
Window South	🏠 🏠	🏠	

Pop-up menu
Detailed information and operating elements do not open up on a another level but within a pop-up menu over the list view. This ensures concise, clear operation.

Central light off	ON	ⓘ	▶ ⌚
Central heating	❄️ 🔊	tgt. 21,0° actl. 20,5°	▶ ⌚
Central blinds	▲ ▼	<div><div></div></div> 0%	▶ ⌚
Scene TV	Calling	Learning	▶ ⌚
Scene dinner	Calling	Learning	▶ ⌚
Scene party	Calling	Learning	▶ ⌚
Scene relaxation	Calling	Learning	▶ ⌚

Favourites
The "Favourites" menu item is a collection point for the most frequently used settings. For example, light scenes or often used functions can be stored here.

Camera	Music player	News
Winston Nightingale		
Everything about you		
Unconsidered		
⏮️ ⏪️ ⏩️ ⏭️ 🔊 +		
1:15 <div><div></div></div> -2:14		

Music control
The Gira HomeServer makes sure your favourite songs are available when you home in the evening. Direct control of the Media Player is integrated.


MyTouch

<div>★ Favourites</div>	<div>☀️ Light scenes</div>
<div>✉️ E-Mail</div>	<div>🔌 Control off</div>

MyTouch
An individual start screen allows you to configure your own back-ground image and also place frequently used functions in a central location.

Energy module	Weather forecast	Energy diagram
Weather station Berlin [24.09.11 19:45]		
Sunday 25.09.2011	☁️	13 °C 4 °C
Monday 26.09.2011	☀️	14 °C 4 °C
Tuesday 27.09.2011	☀️	18 °C 5 °C

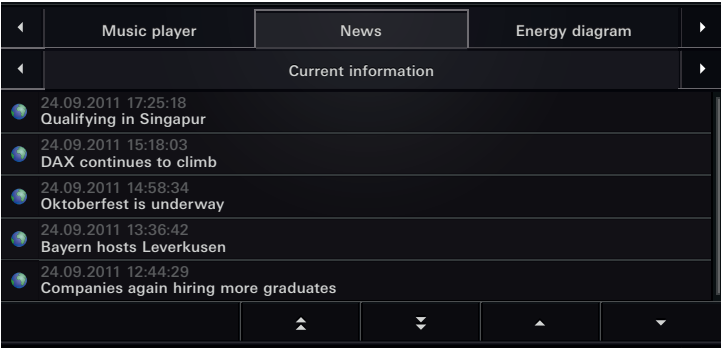
Weather data
Find out in the morning whether to pack an umbrella for the day. Querying weather data from the Internet is also possible.



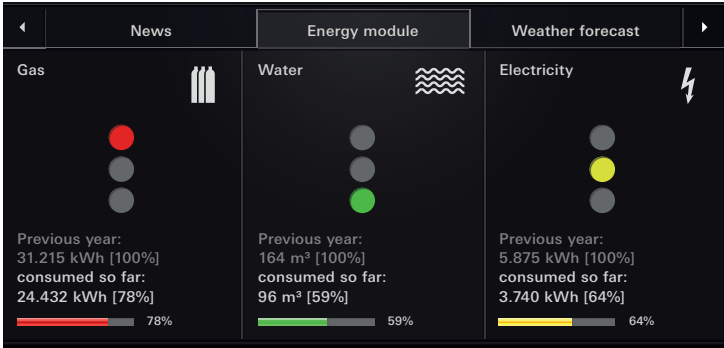
Door communication
See who is at the door and simply open it. Audio-visual door communication can be integrated in the Gira Interface via a plug-in.



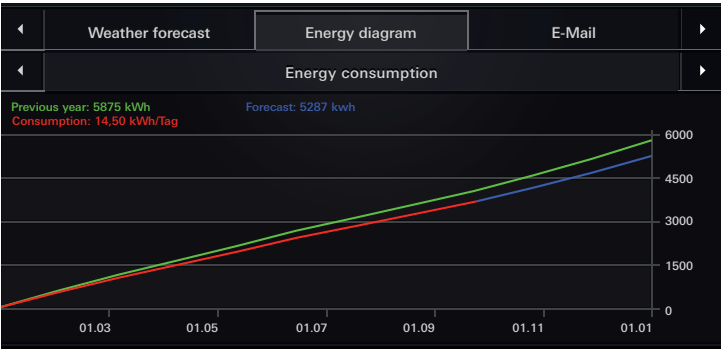
Cameras
See who is in the garden or at the gate with one operational step by calling up images from various cameras on the grounds.



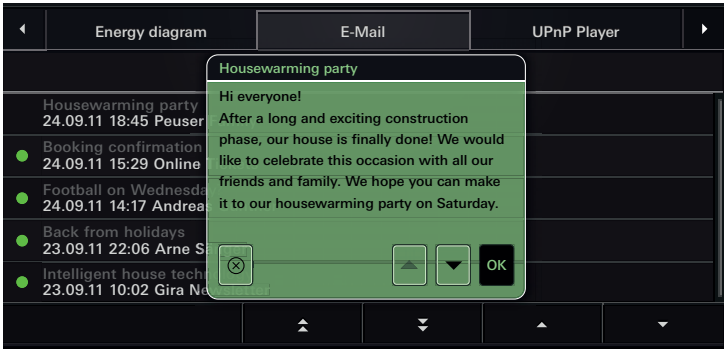
News services
Always up-to-date: news messages or blog feeds from various sources in RSS format 2.0 can be displayed by the Gira Interface.



Energy module
Comparing consumption data clearly and concisely with those from the previous year to quickly assess whether gas, water and current consumption is acceptable.



Data evaluation
Operating and consumption data are continuously recorded. Developments can thus be analysed, comparative calculations made and the potential for savings determined.



E-mail
With the Gira Interface, e-mails can be called up, read and sorted. Individually configured user accounts enable all occupants their own personal use.

More convenience

The possibilities of intelligent home technology

Intelligent home technology from Gira makes living more convenient and pleasant, with functional refinements customised to the individual wishes and requirements of the occupants. Integrated seamlessly into the specific ambience, a wide diversity of functions ensure the ultimate cosy atmosphere throughout the house. These functions include the central control of light, blinds and heating, room scenes, multimedia entertainment in all rooms, user-specific single-room control for ventilation and heating, fully automatic garden watering and many more.



Central control of the complete home technology
Gira Control Clients on the wall either in the hallway or in the kitchen give occupants an overview of the complete home technology at all times. All functions such as light, blinds and heating can be conveniently controlled from a central location there. The Gira Interface enables rapid access to diverse applications such as light scenes, temperature control and door communication.



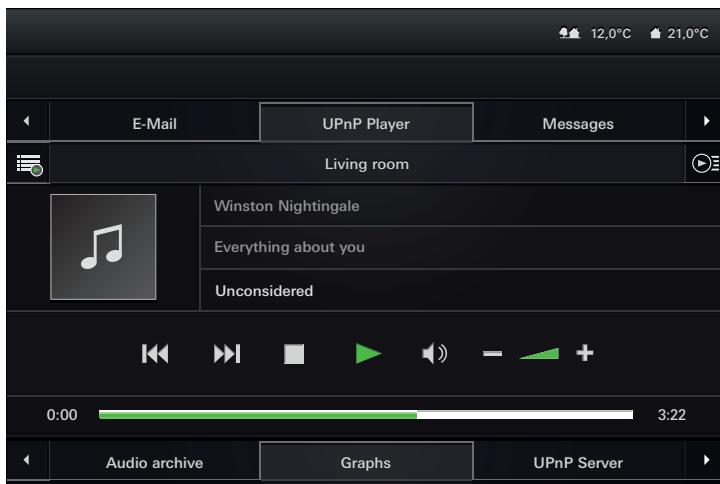
All functions conveniently remote-controlled
All intelligent functions can now be remote-controlled at all times via an iPhone, iPad or iPod touch, at home on the couch, on the go in the train or at the office at a desk. For example, if the light was not switched off, this can be done regardless of your location. The Gira HomeServer/FacilityServer app makes all applications needed for this available as part of the familiar Gira Interface design, ideally adapted to the specific display size.

Sa 24.09.11			
Scenes			
Relaxation	Call up	Learn	▶ ⌚
Visitor	Call up	Learn	▶ ⌚
Party	Call up	Learn	▶ ⌚
TV	Call up	Learn	▶ ⌚
Dinner	Call up	Learn	▶ ⌚
Music	Call up	Learn	▶ ⌚
Read	Call up	Learn	▶ ⌚

Creating and calling up individual scenes
Lighting, blinds, heating and music control can be linked into complex scenarios. They can be combined individually and also modified at any time. For example, a scene can be started when the TV is switched on. Depending on the time of day, shading is realised by activating blinds or shutters, the lighting is dimmed and the music system is set to a specific volume.

Sa 24.09.11			
Heating			
Living room			Target 21,0° Actual 21,0°
Bedroom			Target 18,0° Actual 18,0°
Kitchen			Target 21,0° Actual 20,5°
Children's room			Target 21,0° Actual 21,0°
Dining Room			Target 21,0° Actual 21,0°
Office			Target 21,0° Actual 20,0°
Bathroom			Target 23,0° Actual 23,0°
Guestroom			Target 21,0° Actual 20,5°

Perfectly comfortable temperatures in all rooms
The ideal comfortable temperature can vary strongly depending on the season, the situation and individual preferences. For most people, the bathroom should be comfortably warm on winter mornings. However, a pleasantly cooler temperature is often preferred in the bedroom at night. With single-room control and time-dependent heating control, the Gira HomeServer ensures the right temperature everywhere, and exactly when it is needed.



Distributing music in the entire house

Jazz in the kitchen, classical music in the living room and audio stories in the child's room – the Revox multiroom system or the UPNP Control plug-in enable music to be distributed and controlled throughout the house. The system is operated conveniently via the Gira Control Clients, the computer or the Gira control units for the Revox multiroom system. Networking with the Gira HomeServer means that music control can also be integrated directly into room scenes.



Perfectly integrated door communication

The Gira HomeServer enables door communication to be simply integrated into the home control. For example, this enables the situation at the front door to be viewed on the computer in the office, the talk-back function to be used and the door to be conveniently opened with a mouse click. Of course audio-visual door communication is also possible via the centrally installed Gira Control Clients – a separate home station is then no longer required.



Fully automatic garden watering

The Gira HomeServer also thinks for itself outside. When they are needed, lawn sprinklers and watering systems can be started up fully automatically. The system can decide for itself when and how much watering is necessary. The basis for this is supplied by the KNX/EIB weather station or weather forecasts from the Internet.



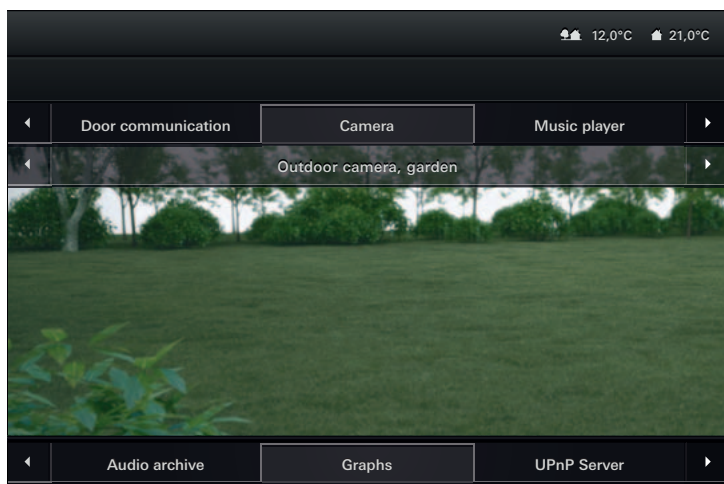
Coming-Home greeting scene

When the front door is opened, a greeting scene can be started automatically or at the press of a button, adapted individually to the requirements of specific occupants. To create the ideal cosy atmosphere, e.g. a lighting mood is activated in the living room, the audio system begins playing your current favourite CD at the same time, and the bathroom is pre-heated. The sky is the limit for your imagination.

Increased security

The possibilities of intelligent home technology

The various safety functions that can be implemented with an intelligent KNX/EIB installation from Gira ensure a sense of security at all times. The system offers solutions for various dangers such as burglary, fire and severe weather, and thus also ideal protection for the house and its occupants. Panic switching, discreetly located cameras, central circuit breakers, occupied-house simulation and many other functions offer more security within your home.

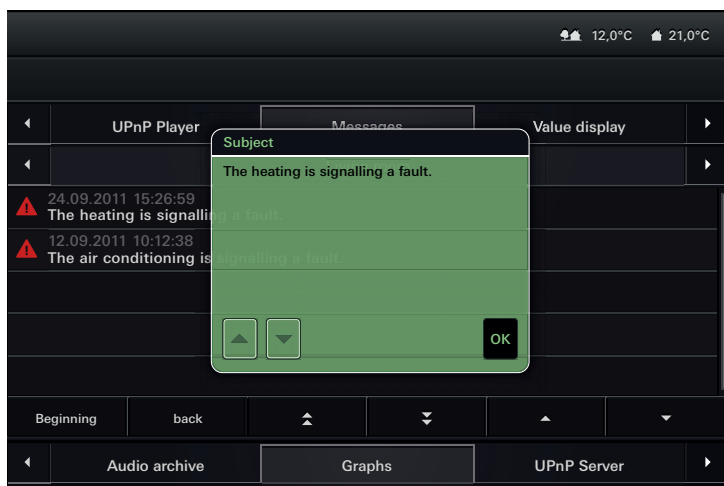


The complete property in view

The Gira HomeServer enables any areas of the property to be seen at any time via the centrally installed Gira Control Clients, the computer or on the go via iPhone or iPad. Cameras can be directly integrated into the home control via the network. If a motion detector then detects activity in a specific area, the camera images can be recorded and saved.

A sense of security thanks to panic switching

If suspicious noises are heard at night or if sensors show movement in the garden, a panic switch installed for example next to the bed can be pressed rapidly. A short push of the button is sufficient to immediately switch on all the lighting both in and around the house, and recording of the camera images is initiated. The sudden brightness has a deterrent effect and usually causes burglars to flee.




Security in case of technical defects

Sensors and technical sensors have important monitoring functions and control e.g. networked appliances such as the stove, refrigerator, dishwasher, deep-freezer or washing machine. If the washing machine leaks, if the door of the deep-freezer is open or if the heating system fails, the Gira HomeServer immediately sends a fault message. This allows the occupants to react to the problem before even more damage occurs.


Warding away dangers from smoke and fire

If the Gira smoke detector registers dangerous smoke development or fire, the Gira HomeServer becomes active immediately. It automatically takes the first countermeasures and is a crucial aid in fleeing, since every second counts in case of danger. Blinds and shutters are automatically raised, the front door is unlocked and the light in the escape route is switched on. If the occupants are absent, they are alarmed through a call or text message.



Protection in severe weather and storms

In case of dangerously high wind speeds, the KNX/EIB weather station outputs a message to the Gira HomeServer that in turn ensures that the house is in a state to withstand a storm. For example, awnings are then automatically retracted, and windows, skylights and garage doors are closed. The shutters on the side of the house facing the wind are automatically lowered.



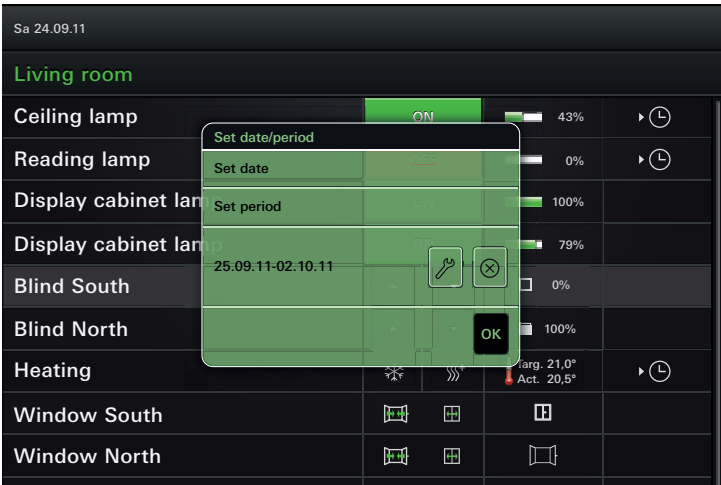
Switching off all electric devices with a single press of a button

All electric devices can be switched off in the entrance area with a single press of a button. This means that worrying about whether the hobs or the iron are switched off is a thing of the past. This Central Off function can optionally be directly coupled to the locking system.



See who is at the door

When the doorbell rings, the situation at the front door can easily be monitored using the Gira HomeServer via the Gira Control Clients or on the computer. With the option of integrating more than one camera in the system, several freely selected areas can also be viewed, such as the courtyard entrance, back door or frontal view of the entrance area.



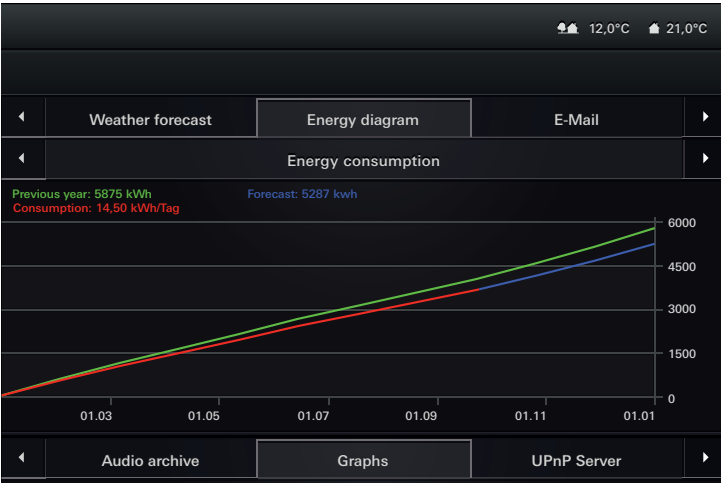
Occupied-home simulation for holidays

Occupied-home simulation ensures a relaxed holiday by realistically replicating user behaviour in the house via an intelligent recording function, enabling burglars to be reliably frightened off. Blinds are opened in the mornings and closed at night at different times, lights are switched on and off, the television is occasionally on – the possibilities are diverse.

Improved energy efficiency

The possibilities of intelligent home technology

With up-to-date energy management, intelligent home technology from Gira helps save money while protecting the environment at the same time. Energy consumption is reduced to a minimum due to the perfect interaction of functions, and aided by of various sensors and time-controlled functions, it is also optimally adapted to individual requirements. Using clear graphs, all consumption values can be conveniently monitored at any time, and fast changes can be made if necessary.

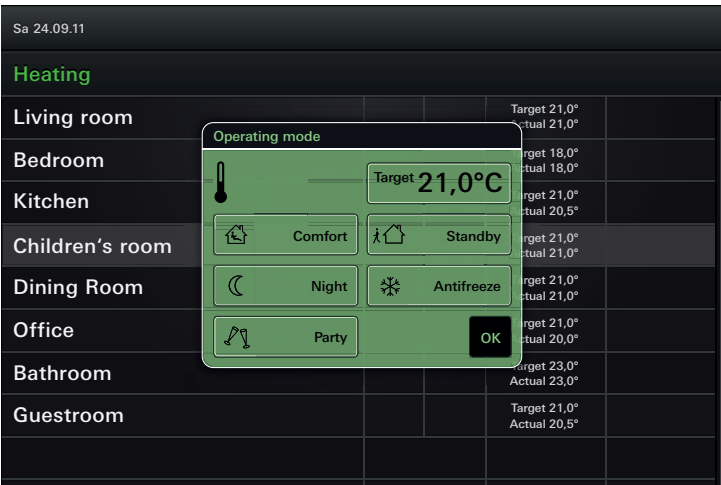


Central energy management

Only use energy when and where it is needed. With the intelligent interaction of various functions and devices as well as control according to time and requirements, the Gira HomeServer offers not only increased convenience and safety but also aids in saving energy. That is gentle on your wallet and also the environment with its ever more precious resources.

Window open, heating off

By means of door and window contacts, the system registers when a door or window is opened. The heating is then automatically reduced in the corresponding room following a preset period. The heating is not switched on again until all doors and windows in the room have been closed. Thus unnecessary heating is avoided, and the room is always sufficiently heated.



Energy-efficient individual room regulation

A separate user profile can be created for each room with times in which the room is to be heated or ventilated, for example the bathroom in the mornings and evenings. The temperature can also be regulated individually with the Gira push button sensor 3 Plus. This results in a temperature control that exactly fits requirements while saving energy, meaning that heating and ventilation never run unnecessarily.

Temperature control according to requirements

With temperature sensors and positioning motors on the heating valves, the system detects if the available flow temperature is too high or too low. Depending on the average outside temperature, this can then be automatically corrected accordingly. In this way the complete house has ideal energy utilisation throughout the year while unnecessary costs are avoided.



The perfect interaction of blinds and heating

The energy of the sun can be intelligently integrated into temperature control via the perfect interaction of blinds and heating. With an advantageous position of the sun in the winter, the blinds are raised and heating output is minimised accordingly. In summer on the other hand, unnecessary energy consumption can be avoided by automatically lowering blinds at the right time and by reducing air conditioning.



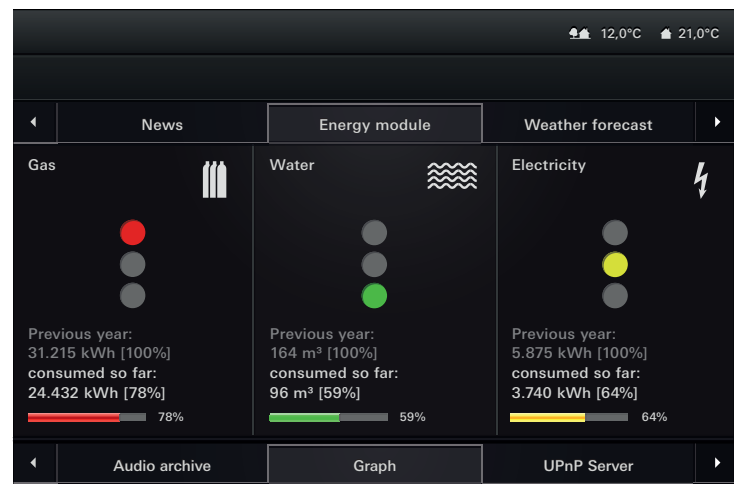
Automatic light control

Presence and motion detectors ensure that light is automatically switched on when it is needed. The light switches off automatically if no movement is detected over a set time. Together with brightness sensors, it is also possible to provide the precise level of light output which is actually needed.



Central Off function

In the entrance area, the Central Off function enables all power-hungry devices to be switched off with the press of a button. This guarantees that no devices consume electricity unnecessarily. The Central Off function can optionally be directly coupled to the locking system.



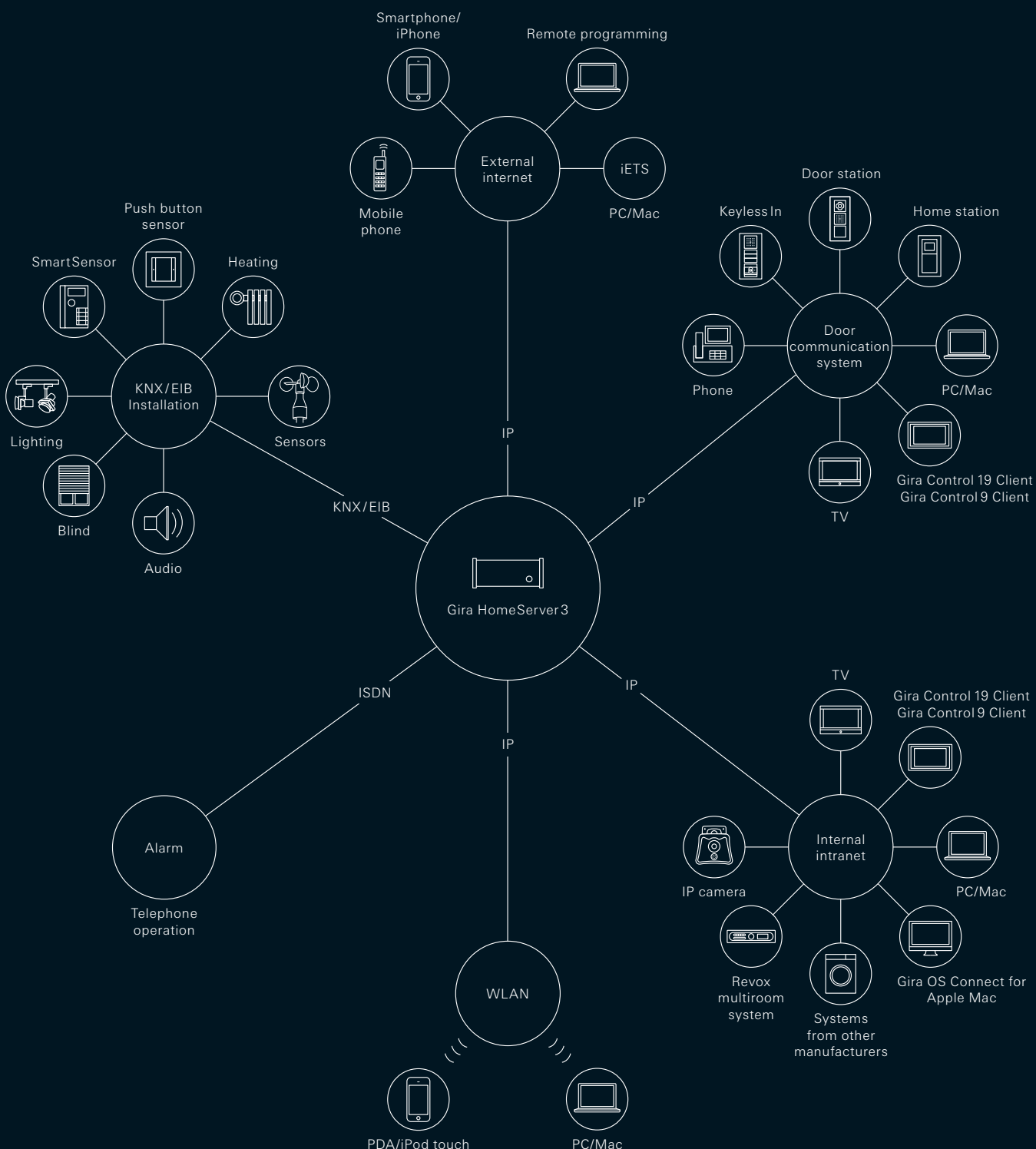
Consumption data always ready at hand

The Gira HomeServer continuously records and saves operating and consumption data for electricity, water, heating oil and gas. With the aid of concise graphs, trends can be followed over the course of the year. If strong deviations from average consumption occur, then this is quickly detected with the energy module. In this way, energy management can be simply optimised and adapted to individual requirements.

Gira HomeServer

System overview

The Gira HomeServer controls the complete KNX/EIB installation in the house and connects the system to the local computer network and Internet using the global TCP/IP Internet standard. This makes it possible to access the intelligent functions of the home technology regardless of where you are using various operating devices and also to integrate many more technologies into the home control, including door intercom systems, cameras and audio systems.



Gira HomeServer

System advantages

With use of a genuine client-server model, the Gira HomeServer offers a high level of flexibility when accessing a wide variety of operating devices. Further technologies can be simply integrated into the home control via the open IP interface.

Client-server model:
License-free access with all devices

The application concept of the Gira HomeServer is based on a genuine client-server model. This means that users can access the HomeServer with any number of different operating devices – licensing of these devices is not required.

Gira DCS-IP-gateway:
Perfectly integrated door communication

The DCS-IP-gateway enables connection of the Gira door communication system to the computer network and therefore to the HomeServer. A plug-in integrates the control into the Gira Interface and thus enables audio-visual door communication via the Gira Control Clients and computer.

Open IP interface:
More flexibility for home control

The Gira HomeServer communicates via an open IP interface. This makes it possible to access the HomeServer with any device that also has an open IP interface and is configured accordingly.

Revox multiroom system:
100% compatibility

The IP interfaces of the Revox multiroom system and the Gira HomeServer are ideally matched. A plug-in enables the Revox control to be integrated into the Gira Interface, displayed in the familiar Revox user interface appearance.

Training and support

A wide variety of trainings for specialist electrical shops

The Gira Academy offers many training and information options for the planning, installation and start-up of a Gira HomeServer KNX/EIB installation.

The Gira system integrator concept also makes specialists available throughout Germany and Austria for supporting specialist electrical shops with the implementation of their projects.



Gira Academy

The Gira Academy enables electricians, planning engineers and electrical wholesalers to specifically expand their specialist knowledge concerning the Gira HomeServer, KNX/EIB installations and network technology. The range of training covers introductory seminars, training courses and more in-depth courses for advanced participants. A suitable learning method is always available with classic presence seminars, online seminars and online distance learning courses. All Gira Academy training modules are designated with the "E-Akademie" seal of quality of the ZVEH.

www.academy.gira.com

Technical data



Functions

- Secure access procedure: identification via phone number, user name, IP address and PIN
- Can be updated
- Administration of 200 users (multiple login under one user name is possible)
- Cyclic/triggered data recording (e.g. temperature courses, elapsed-hour meters, fill levels) and graphical display
- Mathematical functions (e.g. adding, subtracting, multiplying, dividing)
- Storing and calling up light scenes
- Time clocks, week programme, public holiday calendar
- Switching via phone call
- Self-teaching occupied-home simulation
- Remote programming via network, Internet and data communication
- Sending of ASCII texts to the Gira Info Display 2
- IP coupling of the Gira HomeServer and external products which can generate or process own IP messages for controlling
- Low-wearing because of no moving parts such as ventilators or hard disks
- Communication objects: data transfer from ETS via OPC file, importing/exporting of communication objects as CSV file
- Graphic logic editor: allows for example of module groups to be copied across projects, creating of any number of work sheets (over 80 logic modules)
- Universal time clock: in addition to further functions, it allows several switching points per clock, use of placeholders in day, month, year as well as activating and deactivating via communication object, including Astro and random function.
- Data backup/restoration of retentive data
- 14-byte EIB texts: evaluation by comparing to text string, use in text messages, e-mails or status pages
- Receipt of IP telegrams: specification of an address range, extraction of 14-byte EIB texts, assignment to 14-byte EIB texts
- Operation and status display via Agfeo telephone system
- Bus access also via EIBnet/IP protocol
- Evaluation of web pages and web-based IP devices (reading/writing)

- iETS server: remote programming of KNX/EIB systems (secure operation possible by checking sender IP address), enabling of the iETS function via communication object. HomeServer continues to run during programming via iETS without limitations and also continues to carry out switching actions, while the process image also remains up-to-date.

Connection options:

- 1 serial port.
- 1 RJ 45 network connection, 10/100 Mbit Ethernet
- To the KNX/EIB system via KNX/EIB IP router, flush-mounted KNX/EIB USB data interface, KNX/EIB USB data interface DRA (USB functionality HID-conformant available from Expert Version 2.4 or higher)

Start-up/software

- The Gira HomeServer Expert for operating systems from Windows XP™ to Windows Vista™ including Internet Explorer
- Adoption of ETS group addresses
- Inclusion of graphic programs

Scope of delivery

- Power supply unit with connection cable, ISDN connection cable, null modem cable
- Short instructions

Technical data

- Protection type: IP20
- Operating temperature: 0°C to +40°C
- Power consumption: approx. 15W
- Dimensions: W x H x D 215 x 88 x 270 mm

Intelligent building technology from Gira

Innovative products, systems and solutions

Intelligent building technology from Gira offers more convenience, more security and a great deal of flexibility and mobility for your home. Gira develops and manufactures systems and products which set standards both in technology and design.


Illustration (from left to right): Series control switch, Touchdimmer, automatic control switch 2



Light control

Gira offers highly versatile products for switching and dimming lights: dimmers, push, rocker and pull-cord switches of all types as well as solutions for automatic light control according to needs.

Illustration (from left to right): Blind control button, key switch, electronic blind controller easy



Blind control

Various solutions for electronic blind control for more convenience in the house, meaning blinds, shutters and awnings can be controlled fully automatically. Of course, manual operation is always possible as an alternative.

Illustration (from left to right): Room temperature controller, continuous regulator, ambient air sensor CO₂



Air-conditioning/heating control

An ideal room climate can be achieved and maintained with the Gira products for control of air-conditioning and heating. The range includes room temperature controllers, continuous regulators and ambient air sensors for measuring CO₂ content in the air.

Illustration (from left to right): Gira RDS flush-mounted radio, Gira M217/M218 control unit for the Revox multiroom system



Music control

The Gira RDS flush-mounted radio simply sits in the wall as light switches or socket outlets do. And with operating units for the Revox multiroom system, Gira also offers a high quality system solution for music control all over the house.

Illustration: Gira surface-mounted home station video

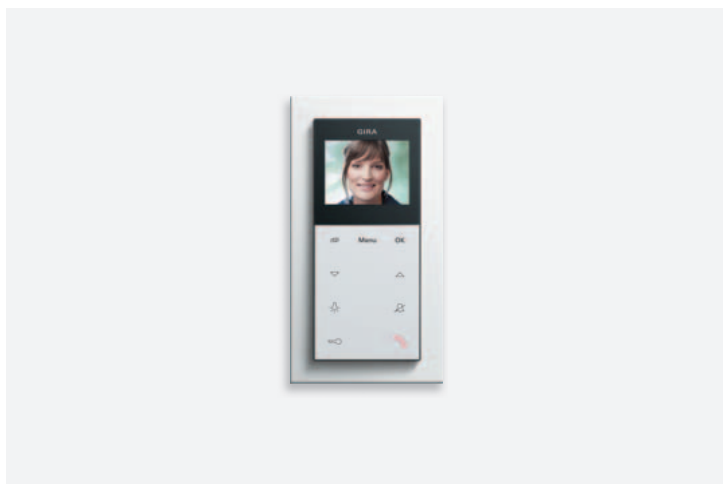



Illustration (from left to right): Keyless In Transponder reader, Keyless In Keypad, Keyless In Fingerprint reader



Door communication system

The Gira door communication system offers solutions for all indoor and outdoor needs: door intercoms matching the Gira switch ranges, video functionality, flexible operating options by integrating into IP networks and much more.

Keyless In

The Gira Keyless In system enables safe access control without keys. Users conveniently enter rooms and buildings with transponders, by entering a numeric code or with a fingerprint.

Illustration (from left to right): Gira energy profile with three socket outlets, Gira light profile with slat element, Gira light profile




Illustration: Gira smoke alarm device Dual/VdS



Outdoor installation

Light and energy profiles, motion detectors and water-protected switch ranges: Gira offers a wide spectrum of functions and products for gardens, gate entryways and other outdoor areas.

Security

Sleep peacefully and go on holiday without care: Gira alarm systems with motion detectors, door and window contacts and smoke detectors provide more security - whether wired, installed with the Gira KNX/EIB system or retrofitted.

More about Gira: additional information about Gira and Gira products is available at www.gira.com. Additional brochures can also be requested from the Gira Information Ordering Service: from Germany Phone + 49 (0) 21 95 - 602 - 128, Fax + 49 (0) 21 95 - 602 - 119, info@gira.com



www.gira.com

The Gira website provides you with information on the company and the entire Gira product range. The Gira products are presented with illustrations, brief descriptions, function and design examples and detailed technical specifications. Our extensive download area offers brochures, manuals, operating instructions, etc. for download.



Intelligent building technology from Gira

The brochure shows the entire Gira product line and also provides basic information on each product.
Order No. 18601 90

Additional product information

Gira door communication system, Order No. 1732 90
Gira Control 19 Client, Order No. 17151 90
Gira Control 9 Client, Order No. 17141 90
Gira USB power supply, Order No. 17191 90
Gira push button sensor 3, Order No. 17171 90

Distributor:
Gira Giersiepen GmbH & Co. KG

Concept, design, editing:
schmitz Visuelle Kommunikation
www.hgschmitz.de

Lithography:
Damo Digital Technik, Krefeld

Printing:
J.C.C. Bruns Betriebs-GmbH, Minden

Subject to technical modifications.

Possible colour variations between
images in this product information and
specific products are due to printing
processes and cannot be avoided.

GIRA

Gira
Giersiepen GmbH & Co. KG
Electrical installation
systems

Industriegebiet Mermbach
Dahlienstraße
42477 Radevormwald

P.O. Box 1220
42461 Radevormwald

Germany

Phone +49 (0) 21 95-602-0
Fax +49 (0) 21 95-602-119

www.gira.com
info@gira.com