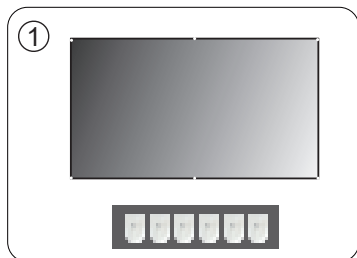
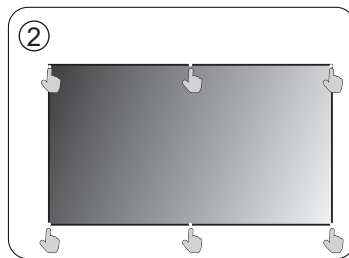


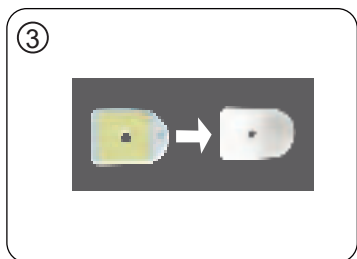
Screen Installation Instructions




1. Simple screen package includes screen fabric, adhesive hook.



2. First of all, pull the screen fabric flat and lay it on the wall where it will be installed. Mark every position of the grommets correctly on the wall.



3. Second, remove backing paper on the hook.



4. Then stick the hooks on every position marked on the wall



5. Finally, put the screen flat by hanging the grommets on the relevant hooks.