

CONGRATULATIONS ON YOUR NEW POWERBOOST DEEP TISSUE PERCUSSION MASSAGER.

Please read all instructions and warnings prior to use.

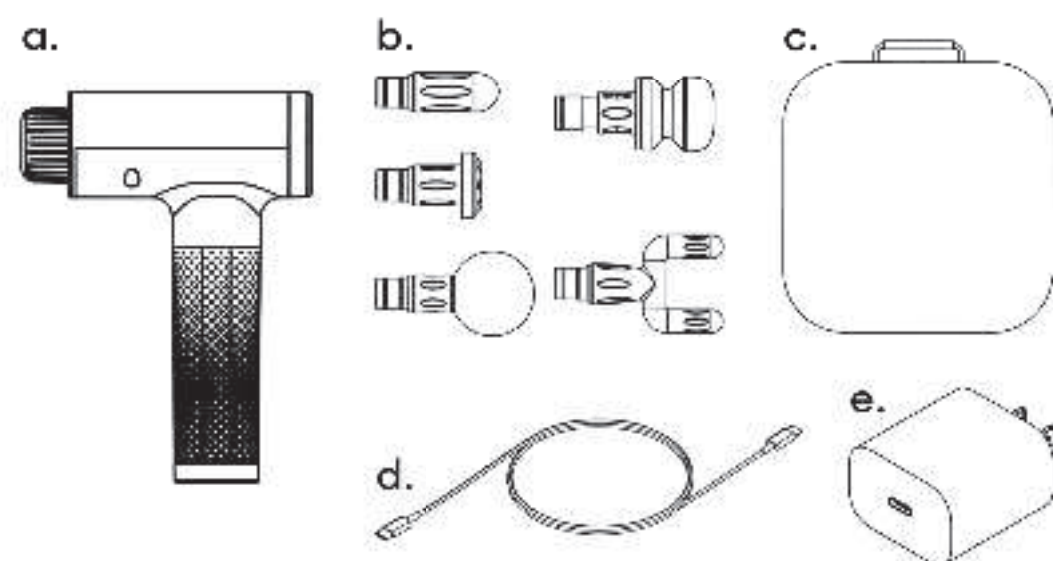
Keep this manual as it contains important information for future reference.

WHAT YOU GET

- a. PowerBoost
- b. Interchangeable attachments
- c. Carrying case
- d. USB-C charging cable

a. Adapter

• Accessory type and quantity may vary depending on the model. •



The image shown in this manual are for illustrative purposes only and may be subject to change.

CARE INSTRUCTIONS

- Spot clean only. Unplug and wipe with a damp cloth.
- Air-dry only. Never place in a dryer.
- Allow to dry fully before plugging back in.
- Do not submerge in water.
- Do not use detergent or soap when cleaning.

SAFETY WARNINGS: PLEASE READ BEFORE USE

- Not a children's item. Keep out of the reach of children.
- Always wear a shirt/clothing when using. Do not use on bare skin to avoid possible irritation.
- As with any massage, bruising may occur. Test your comfort level and check targeted areas often. Stop massage immediately if you feel any increase in physical discomfort or pain.
- Do not use attachments of any kind other than those that may be included.
- Do not fall asleep while using.
- Do not leave this item unattended when it is plugged in.
- Always allow item to cool if it becomes too hot.
- Do not expose to extreme temperatures or moisture.
- Keep away from sources of water and heated surfaces.
- Never touch the power plug with wet hands.
- Do not carry this item by its cord.
- For indoor use only.
- Thoroughly inspect products before every use. If the product appears worn, frayed/splintered, cracked, or broken in any manner, discontinue use and discard immediately.
- This product is not intended to treat, cure, or prevent medical conditions.
- Do not use this item if you are pregnant or have an injury or illness. Consult your physician if you have a medical condition that may prevent safe use of this item.

RECHARGEABLE BATTERY WARNING

- This product contains batteries that are non-replaceable.
- There is a risk of fire and personal injury if battery is punctured, damaged, or misused.
- Do not dismantle, crush, incinerate or short-circuit battery.
- Never expose battery to extreme temperatures or moisture.
- Keep away from flammable materials and direct sunlight.
- Only charge using the provided charger, cable, and/or adapters.
- Rechargeable battery is only to be charged by an adult.
- Adult supervision is required while charge the battery.
- Allow battery to cool to room temperature before charging.
- Charge on a non-flammable surface and keep away from flammable products.
- Discontinue charging if battery becomes hot, swells, smokes, or gives off a strong odor.
- Battery chargers used with the product are to be regularly examined for damage to the cord, plug, enclosure, and other parts. In the event of such damage, chargers must not be used until the damage has been repaired.
- Recycle or dispose of battery according to federal, state, and local laws.

FCC STATEMENT

This device complies with part 15 of the FCC Rules. Operation is subject to the following two conditions:

1. This device may not cause harmful interference, and
2. this device must accept any interference received, including interference that may cause undesired operation.

NOTE: This equipment has been tested and found to comply with the limits for a Class B digital device, pursuant to part 15 of the FCC Rules. These limits are designed to provide reasonable protection against harmful interference in a residential installation. This equipment generates, uses, and can radiate radio frequency energy and, if not installed and used in accordance with the instructions, may cause harmful interference to radio communications. However, there is no guarantee that interference will not occur in a particular installation. If this equipment does cause harmful interference to radio or television reception, which can be determined by turning the equipment off and on, the user is encouraged to try to correct the interference by one or more of the following measures:

- Reorient or relocate the receiving antenna.
- Increase the separation between the equipment and receiver.
- Connect the equipment into an outlet on a circuit different from that to which the receiver is connected.
- Consult the dealer or an experienced radio/TV technician for help.

WARNING: Changes or modifications to this unit not expressly approved by the party responsible for compliance could void the user's authority to operate the equipment.



To reduce the risk of electric shock, always unplug this appliance from the electrical outlet immediately after using and before a cleaning.





THE FUTURE OF RECOVERY

01

Plug the USB-C charging cable into the charging port on the massager and then plug the other end into the included USB-C adapter.

The white LEDs will light up during charging. When all 6 LEDs stay lit, charging is complete.

Charge completely before use. Do not use the massager while it is charging.

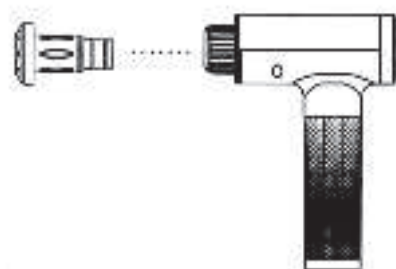


02

Select and plug the desired attachment into the front of the massager.

Power off the massager before changing attachments.

Twist and pull to remove attachments.



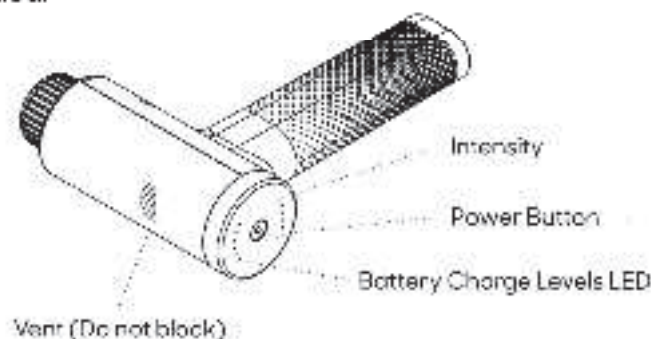
03

To power on the massager, press and hold the power button for 3 seconds.

Quick press the power button again to toggle through the 6 massage intensity levels.

Press and hold the power button to turn off the massager.

Note: The PowerBoost is equipped with advanced anti-stall technology. To avoid motor stalling, massage speed will automatically increase when extra pressure is applied.

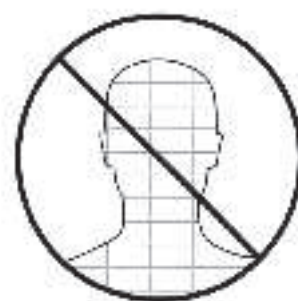


04

Use the massager for up to 60 seconds per body area.

Enjoy your massage for up to 10 minutes.

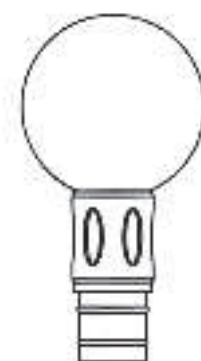
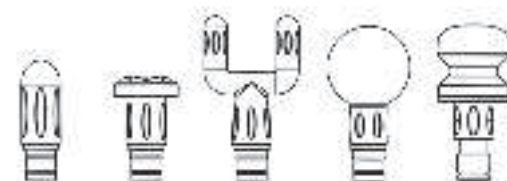
Do not use on neck, head or any hard or bony areas of the body.



SHARPER IMAGE®

INTERCHANGEABLE
NODES GUIDE

CHOOSE YOUR ATTACHMENT



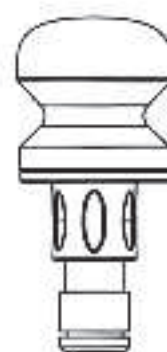
ROUND

Impact large areas for overall comfort.

GOOD FOR
Glutes, Arms,
Thighs, Back



MUSCLE IMPACT
Low



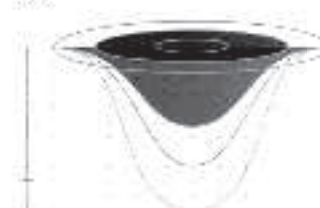
AIR COMPRESSION

Soft impact for gentle stimulation and cooldown.

GOOD FOR
All Areas




MUSCLE IMPACT
Low



FLAT

Hammer-like impact for deeper recovery.



GOOD FOR
Chest,
Shoulders,
Back

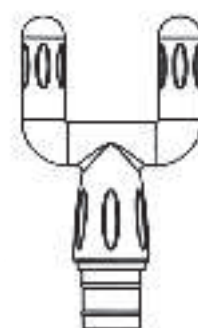


MUSCLE IMPACT
Medium



FORK

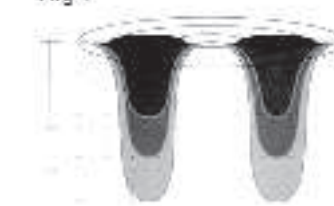
Dual impact to rock from side to side on muscle knots.



GOOD FOR
Shoulders,
Biceps,
Calves, Feet



MUSCLE IMPACT
High



CONE

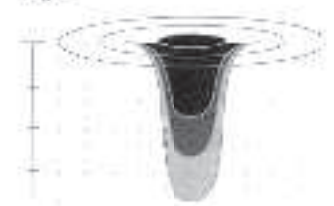
Pinpoint impact for intense muscle penetration.



GOOD FOR
Feet, Calves,
Trigger Points



MUSCLE IMPACT
High



The image shown in this manual are for illustrative purposes only and may be subject to change.

PRINTED IN MEXICO

Elbrd: J.M. / SC: 01-24-2025

OBPN: N/A / SHDML: 1016966_B

8 1 4 1 0 0 3 3 6

