



# RAZER KATANA CHROMA

MASTER GUIDE

Power your PC with the performance and style it deserves. Meet the **Razer Katana**, an ultra-efficient Platinum rated (or better) power supply designed to support the ultimate CPUs and GPUs in your PC. Includes addressable RGB (aRGB) with Razer Chroma™ RGB software for true lighting customization.

## CONTENTS

WHAT'S INSIDE .....	3
WHAT'S NEEDED .....	5
LET'S GET YOU COVERED.....	5
SETTING UP YOUR RAZER KATANA CHROMA .....	6
SAFETY AND MAINTENANCE .....	7
LEGALESE .....	8

---

## 1. WHAT'S INSIDE

- Razer Katana Chroma

Output Rail	Output Voltage	Minimum Current (A)	850W Max. (A)	1200W Max. (A)
V1	+12V	0.0	70.8	100.0
V2	+5V	0.0	20.0	25.0
V3	+3.3V	0.0	20.0	25.0
V4	-12V	0.0	0.3	0.3
V5	+5Vsb	0.0	3.0	3.0
Model Number			RC21-018402	RC21-018404
Total continuous power			850W	1200W
Max. combined O/P of V1			849.6W	1200W
Max. combined O/P of V2 & V3			100W	130W

- PC cables

Model	24-pin mainboard	8-pin CPU	4+4-pin CPU	6+2-pin PCIe (pigtail)	SATA	4-pin Molex + Floppy	3-pin & 4- pin ARGB
850W	1	1	1	2	2	2	1
1200W	1	1	1	3	3	2	1

- Regional power cord
- Mounting screws
- Cable management
- Important Product Information Guide

---

## 2. WHAT'S NEEDED

### PRODUCT REQUIREMENTS

- Compatible PC chassis
- Supported PC components

### RAZER SYNAPSE REQUIREMENTS

- Windows® 10 64-bit (or higher)
- Internet connection for software installation

---

## 3. LET'S GET YOU COVERED

You've got a great device in your hands, complete with a 5-year limited warranty coverage. Now maximize its potential and score exclusive Razer benefits by registering at [razerid.razer.com](https://razerid.razer.com)

*Your product's serial number  
can be found here.*











Got a question? Ask the Razer Support Team at [support.razer.com](https://support.razer.com)

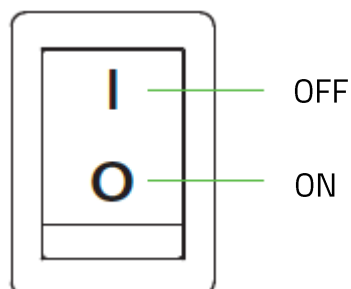
## 4. SETTING UP YOUR RAZER KATANA CHROMA

**Warning:** Please keep the power supply unit unplugged to avoid electric shocks. For safety purposes, please wear an anti-static wrist strap (not included) to avoid damaging the internal components of your PC.

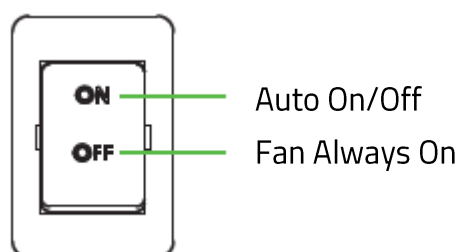
### CONNECTOR QUANTITY

	Type and Quantity							
Model								
	24-pin mainboard	8-pin CPU	4+4-pin CPU	6+2-pin PCIe	SATA	4-pin Molex	ARGB Link	Floppy
850W	1	1	1	4	8	8	1	2
1200W	1	1	1	6	12	8	1	2

### POWER SWITCH



### ZERO RPM MODE



**i** Install Razer Synapse when prompted or download the installer from [razer.com/synapse](https://razer.com/synapse)

Use the Razer Synapse app to access in-depth lighting customization options across your Razer Chroma-enabled devices for a truly immersive experience. Find out more at [razer.com/chroma](https://razer.com/chroma)

---

## 5. SAFETY AND MAINTENANCE

### SAFETY GUIDELINES

In order to achieve maximum safety while using your Razer Katana Chroma, we suggest that you adopt the following guidelines:

- Should you have trouble operating the device properly and troubleshooting does not work, unplug the device and contact the Razer hotline or go to [support.razer.com](https://support.razer.com) for support.
- High voltages are present in the power supply. Don't attempt to service or fix the device yourself at any time. There are no user-serviceable parts in this product.
- Don't take apart the device and don't attempt to operate it under abnormal current loads. Doing so may void your warranty.
- Power off the device before making any relocation, modifications, and/or connecting/disconnecting any component.
- Always handle all included accessories with care. When plugging or unplugging any accessory, always grip its plug/connector.
- Don't use or install the device and its components near water, moisture, solvents, or other wet surfaces, nor expose these components to high temperatures or direct sunlight.
- Keep the device and its components away from liquid, humidity or moisture.
- Install all other components in accordance with their manufacturer's instructions and safety warnings.
- This product is meant for indoor use only.
- Use only the included cables and connectors with this product. Other cables and connectors may not be compatible and cause harm or serious damage. Do not modify the cables and/or connectors included with this product.
- Do not force the connectors to fit inside the sockets, each cable is designed to fit a specific location and orientation.
- It is not recommended to use an adaptor or extension cord with this product instead, plug the power supply unit directly to the wall socket or power regulator.



---

## 6. LEGALESE

### **COPYRIGHT AND INTELLECTUAL PROPERTY INFORMATION**

©2022 Razer Inc. All rights reserved. Razer, the triple-headed snake logo, Razer logo, "For Gamers. By Gamers.", and "Razer Chroma" logo are trademarks or registered trademarks of Razer Inc. or affiliated companies in the United States and other countries. All other trademarks are the property of their respective owners.

Razer Inc. ("Razer") may have copyright, trademarks, trade secrets, patents, patent applications, or other intellectual property rights (whether registered or unregistered) concerning the product in this guide. Furnishing of this guide does not give you a license to any such copyright, trademark, patent or other intellectual property right. The Razer Katana Chroma (the "Product") may differ from pictures whether on packaging or otherwise. Razer assumes no responsibility for such differences or for any errors that may appear. Information contained herein is subject to change without notice.

### **LIMITED PRODUCT WARRANTY**

For the latest and current terms of the Limited Product Warranty, please visit [razer.com/warranty](https://razer.com/warranty).

### **LIMITATION OF LIABILITY**

Razer shall in no event be liable for any lost profits, loss of information or data, special, incidental, indirect, punitive or consequential or incidental damages, arising in any way out of distribution of, sale of, resale of, use of, or inability to use the Product. In no event shall Razer's liability exceed the retail purchase price of the Product.

### **GENERAL**

These terms shall be governed by and construed under the laws of the jurisdiction in which the Product was purchased. If any term herein is held to be invalid or unenforceable, then such term (in so far as it is invalid or unenforceable) shall be given no effect and deemed to be excluded without invalidating any of the remaining terms. Razer reserves the right to amend any term at any time without notice.