

Quick Start Guide

Smart Button

Setup Video

Scan QR code or visit
<https://www.tp-link.com/support/setup-video/#home-smart-switches>



7106509754 REV1.1.1 Images may differ from actual products.

1 Before You Start

A Tapo Hub is required. Make sure your Tapo Hub is successfully added via the Tapo app.



OR




Tapo App

2 Power Up Your Button

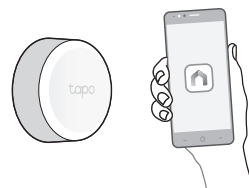
Remove the battery insulation tab to power up your button. The LED should blink.

Note: If the LED is not blinking, refer to the reverse side for reset instructions.



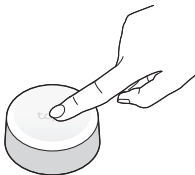
3 Set Up Your Button

Open the Tapo app and tap the ⊕ button. Select **Switches** and then your model. Follow the app instructions to complete setup.



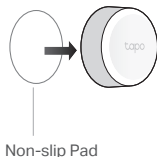
4 Test Your Button

- Press the button to test it in your preferred location.
- Refresh the home page on the Tapo app to confirm its status.



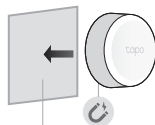
5 Secure Your Button (Optional)

- Attach the non-slip pad to the button to keep it firmly in place.



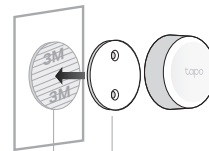
Non-slip Pad

- Magnetically attach the button to metallic objects. Alternatively, you can attach the button to the provided bracket with either adhesive or screws.



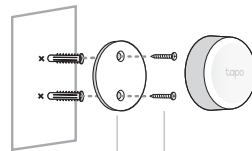
Metallic Object

OR



Adhesive Bracket

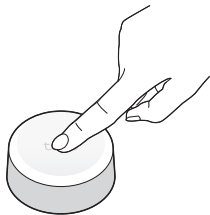
OR



Bracket Screws

How to use your button

Tap or rotate to control lights and appliances with custom Smart Actions.



Single Tap / Double Tap

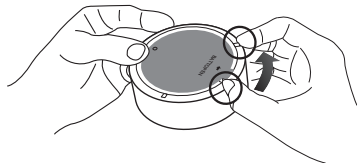


Rotate

How to replace the battery

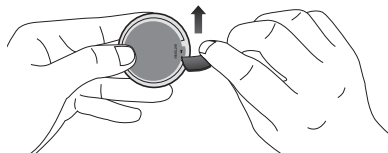
1

Option 1: By Hand



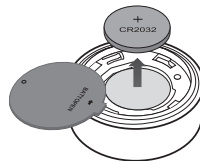
OR

Option 2: With a Shim



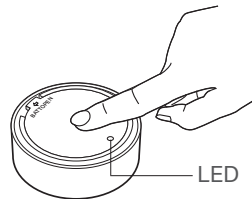
2

Replace Battery



How to reset your button

- Press and hold the button for 5s.
The LED will turn solid on for 10s.
- Quickly press the button 3 times while the LED is solid on.
- The LED should start to blink.



Do not ingest battery, Chemical Burn Hazard
This product contains a coin / button cell battery. If the coin / button cell battery is swallowed, it can cause severe internal burns in just 2 hours and can lead to death.

Keep new and used batteries away from children.

If the battery compartment does not close securely, stop using the product and keep it away from children.

If you think batteries might have been swallowed or placed inside any part of the body, seek immediate medical attention.

Safety Information

Keep the device away from water, fire, humidity or hot environments.

Do not attempt to disassemble, repair, or modify the device. If you need service, please contact us.

Do not use the device where wireless devices are not allowed.

Please read and follow the above safety information when operating the device. We cannot guarantee that no accidents or damage will occur due to improper use of the device. Please use this product with care and operate at your own risk.

CAUTION!

Risk of explosion if the battery is replaced by an incorrect type
Avoid replacement of a battery with an incorrect type that can defeat a safeguard.

Avoid disposal of a battery into fire or a hot oven, or mechanically crushing or cutting of a battery, that can result in an explosion.

Do not leave a battery in an extremely high temperature surrounding environment that can result in an explosion or the leakage of flammable liquid or gas; Do not leave a battery subjected to extremely low air pressure that may result in an explosion or the leakage of flammable liquid or gas.

TP-Link hereby declares that the device is in compliance with the essential requirements and other relevant provisions of directives 2014/53/EU, 2009/125/EC, 2011/65/EU and (EU) 2015/863.

The original EU declaration of conformity may be found at

<https://www.tapo.com/en/support/ce/>

TP-Link hereby declares that the device is in compliance with the essential requirements and other relevant provisions of the Radio Equipment Regulations 2017.

The original UK declaration of conformity may be found at <https://www.tapo.com/support/ukca/>

For EU/UK Region:

Operating Frequency / Nominal Operating Frequency / Max Output Power:

863~865MHz / 863.35MHz / 25mW (e.r.p)

863~865MHz / 864.35MHz / 25mW (e.r.p)

868~868.6MHz / 868.35MHz / 25mW (e.r.p)



©2022 TP-Link



For technical support, the user guide and more information, please visit <https://www.tapo.com/support/>