



## **Release Note**

**Software Version:** 2.12.50.4

**Models:** i51W/i52W/i53W

**Date:** 2025.8.4

## Content

---

<b>Content .....</b>	<b>2</b>
<b>1 Revise History .....</b>	<b>3</b>
<b>2 Release Version 2.12.50.4 .....</b>	<b>4</b>
2.1 New Features .....	4
<b>3 Release Version 2.12.50 .....</b>	<b>5</b>
3.1 Bug Fixes .....	5
<b>4 Release Version 2.12.48.11 .....</b>	<b>6</b>
4.1 Function Addition .....	6
4.2 Function Improvement .....	6
4.3 Bug Fixes .....	6
<b>5 Release Version 2.12.45.7 .....</b>	<b>7</b>
5.1 Function Addition .....	7
5.2 Function Improvement .....	7
5.3 Bug Fixes .....	7
<b>6 Release Version 2.12.44.10 .....</b>	<b>8</b>
6.1 Function Addition .....	8
6.2 Function Improvement .....	8
6.3 New Function Description .....	8
<b>7 Release Version 2.12.6 .....</b>	<b>10</b>
7.1 Function Addition .....	10
7.2 Function Improvement .....	10
7.3 Bug Fixes .....	10
7.4 New Function Description .....	10
7.5 Improvement Function Description .....	11
<b>8 Release Version 2.8.13 .....</b>	<b>12</b>
8.1 Function Addition .....	12
8.2 Function Improvement .....	12
8.3 Bug Fixes .....	12
8.4 New Function Description .....	13

## 1 Revise History

---

No.	Version	Release Time
1	2.8.13	2021.6.3
2	2.12.6	2022.7.13
3	2.12.44.6	2023.9.15
4	2.12.44.10	2023.10.16
5	2.12.45.7	2024.4.24
6	2.12.48.11	2024.12.2
7	2.12.50	2025.7.4
8	2.12.50.4	2025.8.4

## 2 Release Version 2.12.50.4

---

Model	Software Version	Comment
i51W/i52W	2.12.50.4	
i53W	2.12.50.4	

### 2.1 New Features

1. Added support for remote device configuration via the FCMS platform
2. Added support for calling the management terminal and the property manager's app (only i53W)

### 3 Release Version 2.12.50

---

Model	Software Version	Comment
i51W/i52W	2.12.50	
i53W	2.12.50.1	

#### 3.1 Bug Fixes

3. Fixed failure to upgrade certain certificate files
4. Fixed issue where the device continuously rang after input trigger and could not stop

## 4 Release Version 2.12.48.11

---

Model	Software Version	Comment
i51W/i52W/i53W	2.12.48.11	

### 4.1 Function Addition

1. Compatible with FCMS, allowing management settings through FCMS to reduce user operations. When used in conjunction with the Fanvil Link APP, it enables remote door opening, monitoring, and other functions, providing users with a more convenient experience.
2. Supports diagnostics through FDMCS to retrieve device information.
3. Supports automatic discovery, enabling the automatic detection of access control devices on the local area network and automatic configuration.

### 4.2 Function Improvement

1. Improve automatic deployment-related features.

### 4.3 Bug Fixes

1. Fix the issue of no default ringtone when the alarm input is triggered.
2. Fix the issue where the alarm sound does not stop after entering the reset code following an alarm input trigger.

## 5 Release Version 2.12.45.7

---

Model	Software Version	Comment
i51W/i52W/i53W	2.12.45.7	

### 5.1 Function Addition

1. Support for HTTP API interface.

### 5.2 Function Improvement

1. Improve RTSP video preview compatibility issues.
2. Support adjusting multicast volume.

### 5.3 Bug Fixes

1. Fix the issue where the device web page cannot be logged in under certain circumstances.
2. Fix the issue where the action URL reports the incorrect status in certain situations.
3. Fix the issue where the volume can only be adjusted in single increments using the buttons.
4. Fix WiFi-related issues.

## 6 Release Version 2.12.44.10

Model	Software Version	Comment
i51W/i52W/i53W	2.12.44.10	

### 6.1 Function Addition

1. Add video call forwarding to multicast feature.
2. Support door phone list.

### 6.2 Function Improvement

1. Improve RTSP video preview compatibility issues.
2. Add a feature to display alarm information on the screen when an alarm input is triggered.

### 6.3 New Function Description

#### 1. Support Door Phone List

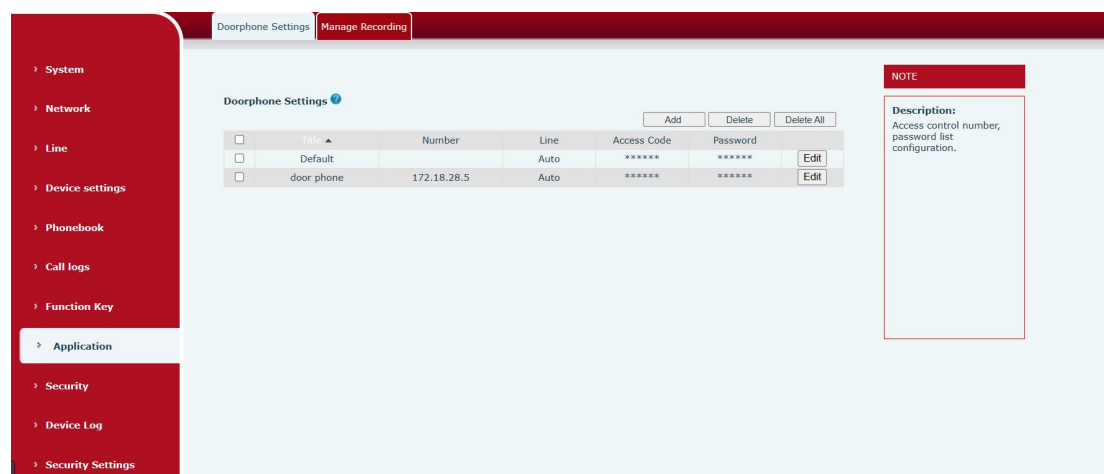
**Feature Description:** Users can add door phone devices to the door phone list, where a DTMF door opening password is set. Once the setup is complete, when a guest visits, the door phone device can call the indoor station, allowing the user to open the door with a single press on the indoor station.

On the device web page, users can add, edit, and delete door phone devices under

**Applications >> Door Phone Settings.**

On the device itself, users can add, edit, and delete door phone devices under

**Contacts >> Door Phone Devices.**





## 2. Add Alarm Input Triggered Display Function

**Feature Description:** When the user triggers the input port, a notification pop-up will appear on the device screen displaying the alarm information.

Alarm Info			
Security Setting	Area	Name	Time
Alarm Info			
Security State			

## 7 Release Version 2.12.6

---

Model	Software Version	Comment
i51W/i52W/i53W	2.12.6	

### 7.1 Function Addition

1. Add Russian language support.
2. Support DTMF input during a call (i53W).

### 7.2 Function Improvement

1. Improve RTSP compatibility issues.
2. Support upgrading the boot logo.
3. Improve desktop time display with an option to disable it through configuration.


### 7.3 Bug Fixes

1. Fix the issue where the multicast alert tone is not played when receiving a multicast after enabling the alert tone.
2. Fix the issue where video is not displayed when the device is the callee when used with certain products.
3. Fix the issue where the indoor station, acting as a hotspot client, occasionally causes the extension to disconnect and fail to automatically reconnect.
4. Fix the issue where the indoor station fails to connect to the FDMCS server when using WiFi.
5. Fix translation errors in the blacklist and whitelist.
6. Fix the issue where the DND (Do Not Disturb) scheduled time cannot span across midnight (24:00).

### 7.4 New Function Description

#### 1. Support DTMF input during a call (i53W).

**Feature Description:** When the door station calls the indoor station and the devices are

in a call, users can click  on the call interface to input DTMF to the door station for door opening.

## 7.5 Improvement Function Description

1. Support upgrading the boot logo.

**Feature Description:** Supports upgrading the boot logo via the web interface.

The format for the boot logo is as follows:

Model	Resolution:	Bit	Format
i51W	480*272	24	.jpg
i52W&i53W	800*480	24	.jpg

2. Improve the option to disable the desktop time display through configuration.

**Feature Description:** The time display on the standby desktop can be enabled or disabled through the web configuration for desktop time display.

## 8 Release Version 2.8.13

---

Model	Software Version	Comment
i51W/i52W/i53W	2.8.13	

### 8.1 Function Addition

1. Support video preview during group ringing.
2. Add hotspot extension management functionality, supporting group ringing.
3. Add Polish language support.
4. Support volume adjustment, mute, and DND (Do Not Disturb) toggle through standby mode (i51W & i52W).
5. Add screen calibration feature.

### 8.2 Function Improvement

1. Improve RTSP preview-related features.
2. Enhance the device screensaver energy-saving mechanism.
3. Improve the date display format in Chinese.
4. Improve the default activation of SIP video preview functionality.
5. Support video preview for the second incoming call.
6. Support IP scanning functionality.
7. Improve the date display format in Chinese.

### 8.3 Bug Fixes

1. Fix the occasional disconnection issue when connecting as a hotspot client to the hotspot host.
2. Fix the issue where the device does not respond after frequently opening the door.
3. Fix the issue where there is no prompt when restoring factory settings via the web during a call.
4. Fix the issue of parsing failure caused by the presence of '&' in the XML file.
5. Fix the issue where incoming calls do not ring due to the ringtone settings.
6. Fix the issue with Israel's daylight saving time.
7. Fix the issue where the web page cannot export Wi-Fi logs.
8. Fix the issue where active URIs containing non-numeric characters cannot be called.

Fanvil Link Technology Co., Ltd

Add: 13th Floor, Building 2, Runzhi R&D Center, Xin'an Street, Bao'an District, Shenzhen, China.  
Tel: +86-755-2640-2199 Fax: +86-755-2640-2618 Email: support@fanvil.com www.fanvil.com

9. Fix the issue where the mute function does not work when pushed during a call.
10. Fix the issue where deleting the dynamic list using the HTTP API fails.
11. Fix the issue where setting the time format to 12-hour does not reflect changes in memos and call logs.
12. Fix the issue where the device does not respond when pressing the unlock button in standby mode (i51W & i52W).
13. Fix the issue where video preview is not available after binding the IP camera to the DSS key.

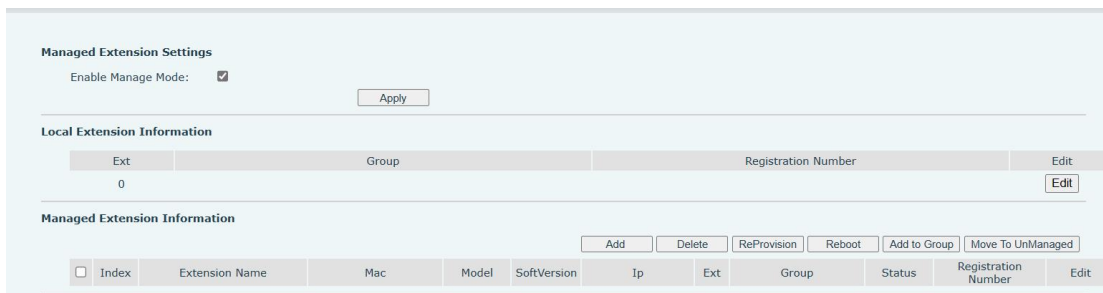
## 8.4 New Function Description

### 1. Support video preview during group ringing.

**Feature Description:**When the door phone calls the indoor station, all indoor stations can ring and display video from the door phone. Choose the i53W as the hotspot server, while the other indoor stations and the door phone act as clients. Add the indoor stations and door phone device to a group, and set the door phone extension number on the i53W to enable video display for incoming calls.

### 2. Add hotspot extension management functionality, supporting group ringing.

**Feature Description:**The indoor station, acting as a hotspot server, can manage extension devices, allowing for functions such as upgrading, restarting, editing accounts, and setting up groups.



**Managed Extension Settings**

Enable Manage Mode: ☒ Apply

---

**Local Extension Information**

Ext	Group	Registration Number	Edit
0			<span>Edit</span>

---

**Managed Extension Information**

Add Delete ReProvision Reboot Add to Group Move To UnManaged

<input type="checkbox"/>	Index	Extension Name	Mac	Model	SoftVersion	Ip	Ext	Group	Status	Registration Number	Edit
--------------------------	-------	----------------	-----	-------	-------------	----	-----	-------	--------	---------------------	------

### 3. Support volume adjustment, mute, and toggle DND (Do Not Disturb) functionality through standby mode (i51W & i52W).

**Feature Description:**In standby mode, long-press the answer key (the fifth key from the left) on the i51W & i52W to enter the function key reuse interface, where you can adjust the volume, mute, and toggle the DND (Do Not Disturb) operation.

1.