

LOC8 MOTION KEY ORGANISER - USER MANUAL

SIDE 1

SIDE 2

FRONT PAGE

75 mm

114 mm

JOURNEY

Meet your
LOC8 Motion Key Organiser

journeyofficial.com

INTERNAL PAGE 1

WHAT'S IN THE BOX

- 1 LOC8 Motion Key Organiser
- 2 Washers
- 3 Multi-tool
- 4 D-ring
- 5 Charging Cable

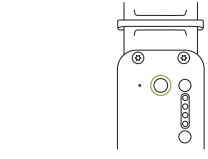
INTERNAL PAGE 2

ATTACHING AND USING LOC8 MOTION KEY ORGANISER

- 1 Unfasten the lock-in screw by turning anticlockwise
- 2 Remove extra washers and the multi-tool

INTERNAL PAGE 3

- 3 Pair your phone with the key organiser by pressing the button

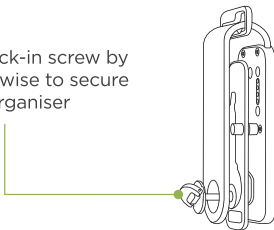


(Refer to the "Set up" page of the user manual for pairing instructions)

- 4 Install washers (as needed), keys and the multi-tool into the key organiser
- (Ensure the multi-tool is installed in the middle of the components to use key flip feature)

INTERNAL PAGE 4

- 5 Fasten the lock-in screw by turning clockwise to secure your organiser



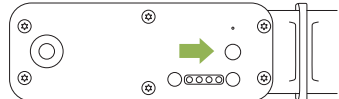
LOC8 MOTION KEY ORGANISER

Never lose your keys again - organise and track with ease.



SET UP WITH APPLE'S FIND MY

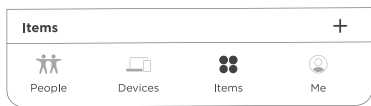
1. Update your iPhone to the latest version of iOS. Activate Bluetooth on your iPhone.
2. Check the drawing below to locate the button. Press your LOC8 Motion Key Organiser Button once. You will hear a beep sound, indicating your device is ready for pairing.



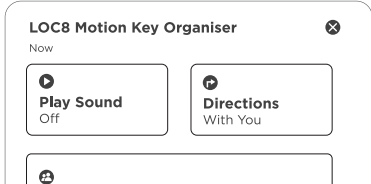
3. Open the Apple Find My app.
4. Tap "+"; select "Add Other Item"; LOC8 Motion Key Organiser will show up on the screen for pairing.

FIND YOUR LOC8 MOTION KEY ORGANISER

1. In "Find My" app, tap "Items".



2. Check your LOC8 Motion Key Organiser's last known time and place.
3. Click and select the LOC8 Motion Key Organiser from the list.
4. To find a nearby item, tap "Play Sound" and listen for a chime.
5. For distant items, click "Directions". Open Maps to navigate to the last-known location.



USE LOST MODE

1. If you can't find your LOC8 Motion Key Organiser, enable Lost Mode. This will trigger Find My App notifications when your card is nearby.
2. Tap "Continue".
3. Follow the on-screen steps to finish setting up Lost Mode.

*Your LOC8 Motion Key Organiser will stay linked to your Apple ID, unless you unpair it.
If someone finds your item while it is in Lost Mode, they can use their iPhone or any NFC-capable device to reach you.

TROUBLESHOOTING

This device can be reset if you have trouble pairing the card with your iPhone, or if you want to unpair it and give it to someone else.

To reset:

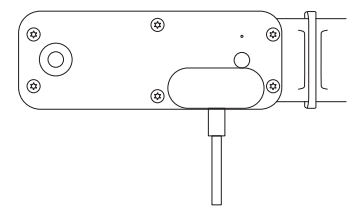
1. Hold down the button for 10 seconds.
2. Release the button when you hear the ringtone sound five times.
3. You can repeat this step in "SETUP WITH APPLE'S FIND MY APP" to pair the LOC8 Motion Key Organiser with your iPhone.

CHARGING YOUR LOC8 MOTION KEY ORGANISER

To charge the product, connect the included charging cable to the LOC8's inbuilt charging area (as shown in the image). Rechargeable battery lasts up to 4 months on a full charge.

*When the battery level is low, you will receive an urgent beep sound from the LOC8 Motion Key Organiser. The Find My app will send a notification to your phone to remind you that the product's battery is low. You can also check the battery level of the LOC8 Motion Key Organiser in the "Find My" app.

LED Status	Device Behaviour
Orange	Charging
Green	Fully charged



WARNINGS

WARNINGS

Avoid exposing it to extreme conditions that may affect its functionality.

Keep LOC8 Key Organiser away from all heat and fire sources, including heating equipment, heaters, ovens, open flames, and direct sunlight.

Do not attempt to repair or disassemble the LOC8 Key Organiser equipment by yourself. Any unauthorized modification may result in damage or malfunction.

Avoid using or storing LOC8 Key Organiser in environments with high humidity or temperatures exceeding 60°C (140°F) to prevent potential failures.

Responsible disposal of LOC8 Key Organiser products following the local government's regulations on waste disposal to minimize environmental impact.

To use the Apple Find My app to locate this item, the latest version of iOS, iPadOS, or macOS is recommended. The Find items app on Apple Watch requires the latest version of watchOS.

Use of the Works with Apple badge means that a product has been designed to work specifically with the technology identified in the badge and has been certified by the product manufacturer to meet Apple Find My network product specifications and requirements. Apple is not responsible for the operation of this device or use of this product or its compliance with safety and regulatory standards.

Apple, Apple Find My, Apple Watch, Find My, iPhone, iPad, iPods, Mac, macOS and watchOS are trademarks of Apple Inc. iOS is a trademark or registered trademark of Cisco in the US, and other countries and is used under license.

COMPLIANCE STATEMENTS

FCC Compliance Statement

This device complies with Part 15 of the FCC Rules. Operation is subject to the following two conditions:
(1) This device may not cause harmful interference, and (2) this device must accept any interference received, including interference that may cause undesired operation.
Changes or modifications not expressly approved by the party responsible for compliance could void the user's authority to operate the equipment.
This equipment has been tested and found to comply with the limits for a Class B digital device, pursuant to Part 15 of the FCC Rules. These limits are designed to provide reasonable protection against harmful interference in a residential installation. This equipment generates, uses, and can radiate radio frequency energy and, if not installed and used in accordance with the instructions, may cause harmful interference to radio communications. However, there is no guarantee that interference will not occur in a particular installation.
If this equipment does cause harmful interference to radio or television reception, which can be determined by turning the equipment off and on, the user is encouraged to try to correct the interference by one or more of the following measures:
• Reorient or relocate the receiving antenna.
• Increase the separation between the equipment and receiver.
• Connect the equipment into an outlet on a circuit different from that to which the receiver is connected.
• Consult the dealer or an experienced radio/TV technician for help.

FCC Radiation Exposure statement

The device has been evaluated to meet general RF exposure requirement. The device can be used in portable exposure condition without restriction.
Responsible Party - US, Contact Information
ALOGIC USA LLC
37524 Mountain Dr,
Newark, CA 94560, USA

EU Declaration of Conformity

Herewith, ALOGIC Corporation declares that this product is in compliance with Directive 2014/53/EU. The full text of the EU declaration of conformity is available at the following Internet address by clicking on the Compliance Documentation link: journeyofficial.com

Innovation, Science and Economic Development Canada Statement (ISED)

This device complies with RSS-Gen Issue 5 of Innovation, Science and Economic Development Canada. Operation is subject to the following two conditions:
1) This device may not cause interference.
2) This device must accept any interference, including interference that may cause undesired operation of the device.

Radiation Exposure Statement:
The product complies with the Canada portable RF Exposure limit set forth for an uncontrolled environment and is safe for intended operation as described in this manual. Further RF exposure reduction can be achieved if the product can be kept as far as possible from the user's body or the device is set to a lower output power if such a function is available.

This digital apparatus complies with CAN ICES-003(B)/NMB-003 (B).

Declaration d'innovation, Sciences et Développement économique Canada (ISED)

L'instrument/appareil émetteur de radiofréquences dans le présent appareil est conforme aux NRE d'innovation, Sciences et Développement économique Canada applicables aux appareils radio exempts de licence. L'exploitation est autorisée aux deux conditions suivantes:

1) L'appareil ne doit pas produire de brouillage;
2) L'appareil doit accepter tout brouillage radioélectrique subi, même si le brouillage est susceptible d'en compromettre le fonctionnement.

Déclaration d'exposition aux radiations:
Le produit est conforme à la limite d'exposition aux RF portables au Canada établie pour un environnement non contrôlé et est sans danger pour le fonctionnement prévu. Il est recommandé de réduire l'exposition aux RF en maintenant le produit à distance du corps de l'utilisateur ou si l'appareil est réglé sur une valeur inférieure de puissance ou une puissance de sortie réduite.

Ce périphérique numérique est conforme à la norme CAN ICES-003(B)/NMB-003 (B).

AU COMPLIANCE

AUSTRALIAN WARRANTY

Warranty Period
12 Months

Warranty Terms

ALOGIC Corporation Pty Ltd warrants this product to be free from defects in materials and workmanship for the warranty period stated above from the date of purchase, provided the product is used in accordance with the accompanying recommendations and instructions.

Exclusions

This warranty no longer applies where any defect results from alteration, accident, misuse, abuse or neglect of the product. The warranty does not cover the product failing to operate due to the battery that powers it being depleted. The battery is a consumable item intended to be replaced when it is exhausted.

How to Make a Claim

Please retain your receipt as proof of purchase and return the product with the receipt to your place of purchase to make a warranty claim.

This warranty is in addition to your rights under the Australian Consumer Law.

Our goods come with guarantees that cannot be excluded under the Australian Consumer Law. You are entitled to a replacement or refund for a major failure and compensation for any other reasonably foreseeable loss or damage. You are also entitled to have the goods repaired or replaced if the goods fail to be of acceptable quality and the failure does not amount to a major failure.

For New Zealand customers, this warranty is in addition to statutory rights under New Zealand legislation.

ALOGIC Corporation Pty Ltd
Level 34, 141 William St, Melbourne VIC Australia 3000
1300 760 989
HVN-JLCLKOBK_JLCLKOWH_JLCLKOOR