



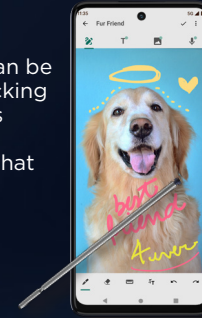
CAPTURE YOUR CREATIVITY



Stylus Tips

Moto Note

The Moto Note app can be opened without unlocking your phone, so there's nothing holding you back from capturing that fleeting thought or brilliant idea.




Pinpoint Control

The stylus is also for navigating, highlighting, editing, or any task that requires pinpoint precision. Choose from a growing number of apps.



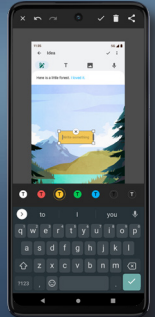
Edit photos + Sketch Artwork

Way more accurate than your finger, you can edit photos, jot notes, sketch artwork, copy and paste text, mark up screenshots, you name it.



Screenshot Editor

Crop with precision using the stylus. Then add written notes, highlight important details, or enhance with effects.



Stylus Tips



Take quick notes

Your stylus lets you take notes anytime. Just pull it out to open Moto Note or another notes app.



Stylus shortcuts

When you pull out the stylus with your device unlocked, you'll see a selection of shortcuts to apps & helpful actions.



Screenshots

Take free-form screenshots by drawing over your desired area of the screen.



Inserting the stylus

When you're done using the stylus, insert it into the slot and push until it locks in place.