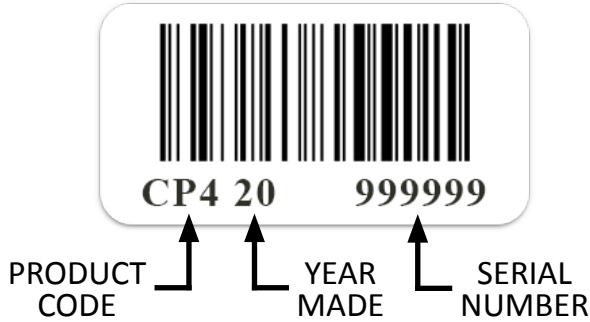


# INSTALLATION INSTRUCTIONS FOR CP-4 AUTOMATIC GATE OPENER

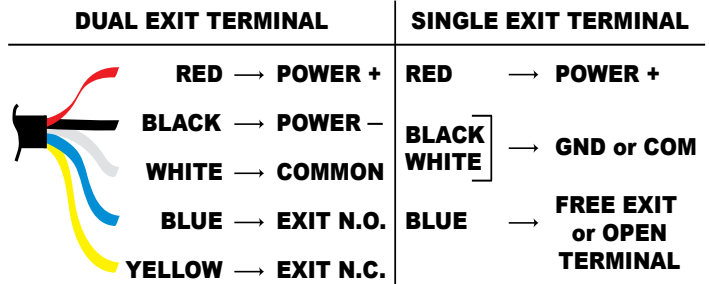
## 1. SERIAL NUMBER

There is a barcode serial number on the bottom of “puck” and on the product box. When calling to talk about your product, please have this number handy.



## 4. CONNECT TO GATE

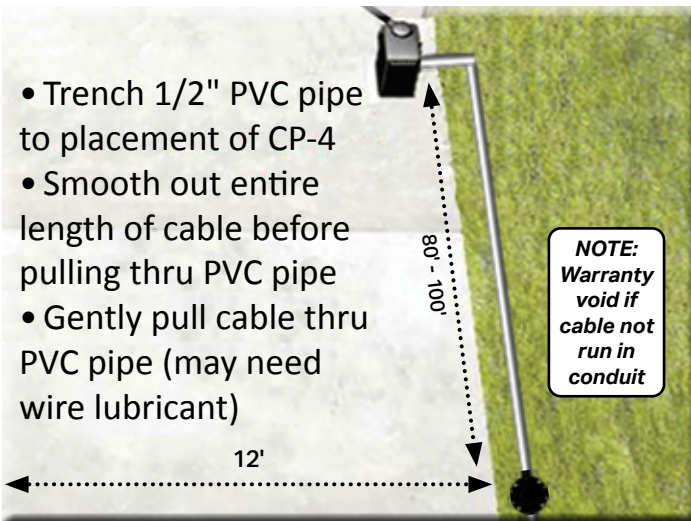
CP-4 works with all gate operators—powered or solar, single or dual free exit terminals.



VOLTAGE	CURRENT
8-24 VAC	Standby: 30-70 $\mu$ A
8-30 VDC	Alarm: 40-60 mA

## 2. TRENCH PIPE & CABLE

- Trench 1/2" PVC pipe to placement of CP-4
- Smooth out entire length of cable before pulling thru PVC pipe
- Gently pull cable thru PVC pipe (may need wire lubricant)



## 5. TEST SENSITIVITY

**NOTE: IN MOST CASES DO NOT ADJUST SENSITIVITY OR REMOVE LID.**

SENSITIVITY ADJUSTMENT	
<b>HIGH (Default)</b> Detects vehicle going 5 MPH 12-14' away 1 & 2 in OFF position	
<b>MEDIUM</b> Detects vehicle going 5 MPH 6-8' away 1 ON & 2 OFF position	
<b>LOW</b> Detects vehicle going 5 MPH 2-4' away 1 & 2 in ON position	

**NOTE: HIGHEST SENSITIVITY IS WITH DIP SWITCHES IN THE OFF POSITION**

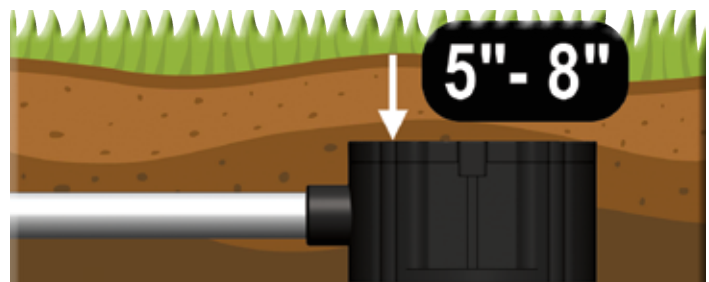
**NOTE: DIP SWITCH COLOR MAY VARY**

## 3. CONDUIT & SLIP JOINT



After pulling cable through plastic conduit, insert conduit inside slip joint on “puck.”  
**DO NOT GLUE** (to un-install later, if needed).

## 6. BURY CONDUIT & “PUCK”



Trigger gate by swinging steel over puck (or driving by). If gate opens correctly, bury conduit and puck at least 5" - 8" below surface.

**IF ANIMALS TRAMPLING ON TOP OF BURIED PUCK OPEN THE GATE, BURY PUCK DEEPER, PACK DIRT AROUND IT, AND MAKE IT IMMOVABLE.**

## OTHER INSTRUCTIONS

**NOTE: CP-4 IS NOT A SAFETY. YOU MUST ADD EXTERNAL SAFETY WHEN USING CP-4.**

- CP-4 may be installed above ground by screwing “puck” directly to an immovable object.
- If installed above ground, use conduit to mechanically protect cable (animals will eat).
- Car should be going at least 5 MPH at sensor to be detected.

Install CP-4 at least:

- 6-10 feet away from buried power, telephone, or invisible dog fence
- 10 feet away from natural gas lines
- 20 feet away from power pole with a transformer
- 100 feet back from railroad traffic
- 200 feet away from high power substation power lines
- 80-100 feet back from gate operator

### Technical Specifications

Power Required	8–24 VAC or 8–30 VDC
Stand-By Current	30–70 Microamps (µA)
Alarm Current	30–40 Milliamps (mA)
Relay Time	2–3 seconds
Relay Contacts	SPDT, floating, N.O. or N.C. (Form C)
Relay Contact Rating	1 amp/24 VDC (1 mA at 5 VDC min. load)
Enclosure Rating	IP68
Strength Rating	9.53 ton-force 8646 kgf
Temperature Range	-25° F. – +140° F. -32° C. – 60° C.
Dimensions	4.5 in. dia. x 2.5 in. high 11.43 cm dia. x 6.35 cm high
Weight	5 lbs. (2.7 KG) with 100 ft. cable



The CP-4 complies with part 15 of the FCC Rules. Operation is subject to the following two conditions: (1) This device may not cause harmful interference, and (2) this device must accept any interference received, including interference that may cause undesired operation.



WARNING: This product can expose you to chemicals including Acrylonitrile, which is known to the State of California to cause cancer. For more information, go to [www.P65Warnings.ca.gov](http://www.P65Warnings.ca.gov).

## RETURNING MERCHANDISE

CONSUMER: Contact your installer

INSTALLER: CALL BEFORE DIGGING UP

Call (717) 532-0033, option 1 to troubleshoot and receive a Return Merchandise Authorization (R.M.A.) number. Write R.M.A. number on return shipping box and any correspondence included with defective product.

DISTRIBUTOR: Send installers directly to Cartell, citing 717-532-0033( option 1) as phone number.

### 5 YEAR WARRANTY

All Cartell products are warranted against defects in material and workmanship for five years. This warranty does not cover defects caused by, but not limited to: acts of God, improper installation, abuse, fire damage, electrical surges, integrated system failures, improper lid/gasket installation, overtightening screws, stripping screw holes, and damage to cable caused by slicing, pulling, tangling, improper splicing, and failure to run cable in non-metallic conduit.



### CONTACT INFORMATION

TECH SUPPORT	717-532-0033, option 1
RMA's	717-532-0033, option 1
SHIPPING	717-532-0033, option 2
ACCOUNTING	717-532-0033, option 3
INSIDE SALES	717-532-0033, option 4
EMAIL	<a href="mailto:info@cartell.com">info@cartell.com</a>
ORDERING (Distributors only)	<a href="mailto:orders@cartell.com">orders@cartell.com</a>
ADDRESS	510 West King Street Shippensburg, PA 17257
WEBSITE	<a href="http://www.cartell.com">www.cartell.com</a>

### NOTES:

---



---



---

