



Libertyville, Illinois 60048
www.intermatic.com

In-Wall Wi-Fi Smart Switch *Quick Installation Guide*



SH-ABIWS1-WH In-Wall Wi-Fi Smart Switch

CERTIFICATION AND COMPLIANCE

This device complies with part 15 of the FCC. Operation is subject to the following two conditions: (1) this device may not cause harmful interference, and (2) this device must accept any interference received, including interference that may cause undesired operation.

Any Changes or modifications not expressly approved by the party responsible for compliance could void the user's authority to operate the equipment.

NOTE: This equipment has been tested and found to comply with the limits for a Class B digital device, pursuant to Part 15 of the FCC Rules. These limits are designed to provide reasonable protection against harmful interference in a residential installation. This equipment generates, uses and can radiate radio frequency energy and, if not installed and used in accordance with the instructions may cause harmful interference to radio communications. However, there is no guarantee that interference will not occur in a particular installation. If this equipment does cause harmful interference to radio or television reception, which can be determined by turning the equipment off and on, the user is encouraged to try to correct the interference by one or more of the following measures:

- Reorient or relocate the receiving antenna.
- Increase the separation between the equipment and receiver.
- Connect the equipment into an outlet on a circuit different from that to which the receiver is connected.
- Consult the dealer or an experienced radio/TV technician for help.

This equipment complies with FCC radiation exposure limits set forth for an uncontrolled environment. This equipment should be installed and operated with minimum distance 20cm between the radiator & your body.
Cet équipement est conforme aux limites d'exposition aux rayonnements de la FCC établies pour un environnement non contrôlé. Cet équipement doit être installé et utilisé avec une distance minimale de 20 cm entre le radiateur et votre corps.
" L' émetteur/récepteur exempt de licence contenu dans le présent appareil est conforme aux CNR d' Innovation, Sciences et Développement économique Canada applicables aux appareils radio exempts de licence. L' exploitation est autorisée aux deux conditions suivantes:
1.L' appareil ne doit pas produire de brouillage ;
2.L' appareil doit accepter tout brouillage radioélectrique subi, même si le brouillage est susceptible d' en compromettre le fonctionnement."

This Class B digital apparatus complies with ICES-005 of Canada.

LIMITED WARRANTY

This warranty service is available by either (a) returning the product to the point of purchase or (b) by completing a warranty claim online at www.intermatic.com. You are required to provide a receipt, the model number and/or serial number when exercising this limited warranty.

This warranty is made by: Intermatic Incorporated, 1950 Innovation Way, Suite 300, Libertyville, IL 60048. For warranty service go to: <http://www.intermatic.com> or call 815-675-7000.

The Intermatic ABRA App EULA and Privacy Policy can be found at <https://www.intermatic.com/Policies>

WARNINGS/SAFETY

⚠ WARNING

Risk of Fire or Electric Shock

- Disconnect power at the circuit breaker(s) or disconnect switch(es) before installing or servicing.
- Installation and/or wiring must be in accordance with national and local electrical code requirements.
- Only use copper conductors rated 105°C minimum.
- To prevent danger from explosion or leakage, do not throw batteries into fire or expose them to excessive heat.
- To be installed in single- and double-gang with 2-1/2" minimum depth. Please consult a qualified electrician for specific wiring details.
- Install only to a receptacle protected by 20A branch circuit overcurrent protection

NOTICE

- Neutral wire required.

RATINGS

Operating Voltage	120-277 VAC, 50/60 Hz
General Purpose	15A
Inductive Ballast	10A
Tungsten/Incandescent	15A
Electronic Ballast/LED Driver	10A
Motor Load	1 HP @ 120 VAC 3 HP @ 240 VAC
Max. Load Rating	1800W @ 120 VAC
Wire Configuration	Single Pole & 3-Way
Operation Temp. Range	32°F to 104°F (0°C to 40°C)
Dimensions (L x W x D)	4.125"H x 1.75" W x 1.25" D (to rear of mounting plate)
Warranty	2 Year Limited

BOX CONTENTS

Purpose of CONTROL: MANUAL CONTROL

Method of providing earthing of CONTROL: Ground terminal

ACTION: type 1.B ACTION; MICRO-DISCONNECTION on OPERATION

CONTROL POLLUTION DEGREE: POLLUTION DEGREE 2, RATED IMPULSE VOLTAGE: 2500V"

GETTING STARTED

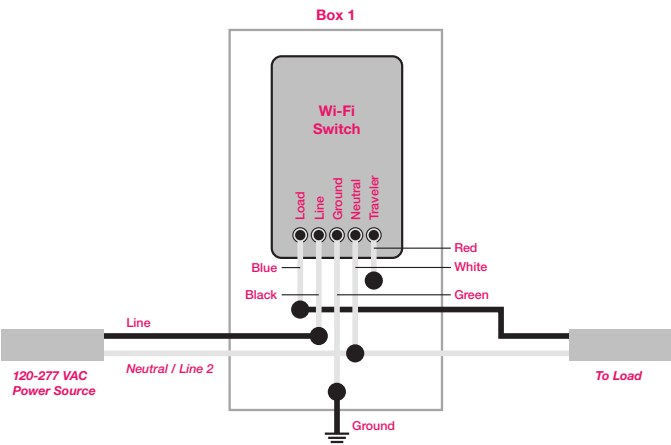
1. Download the Intermatic ABRA App from the Google Play Store or App Store.
2. Scan the QR code to view the product page on our website.



www.intermatic.com/Product/SH-ABIWS1-WH

For additional support, visit www.intermatic.com/support

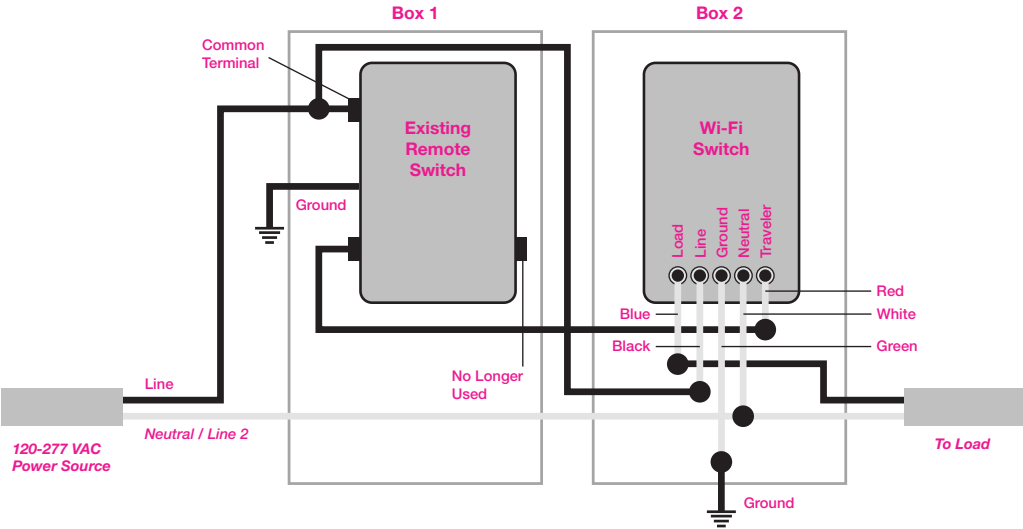
SINGLE-POLE WIRING



Wire	Description
Blue	Connects to Load
Black	Connects to Line
Green	Connects to ground
White	Connects to Neutral or Line 2
Red	Not used. Cap the wire.

THREE-WAY WIRING - EXAMPLE 1

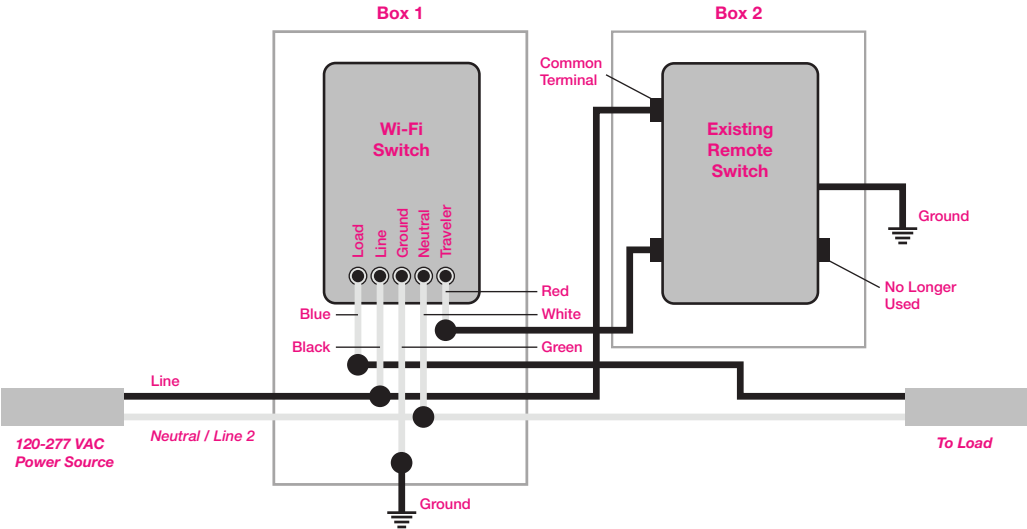
Wi-Fi Switch Downstream from the Remote Switch



Wire	Description
Blue	Connects to Load
Black	Connects to Line
Green	Connects to ground
White	Connects to Neutral or Line 2
Red	Connects through remote switch to Line from power source

THREE-WAY WIRING - EXAMPLE 2

Wi-Fi Switch Upstream from the Remote Switch



Wire	Description
Blue	Connects to Load
Black	Connects to Line
Green	Connects to ground
White	Connects to Neutral or Line 2
Red	Connects through remote switch to Line from power source