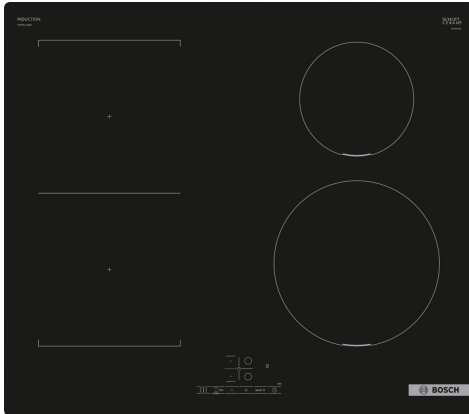


## Series 4, induction hob, 60 cm, surface mount without frame PWP611BB5E



- **Touch Select:** selection of the desired cooking zone and easy setting of the desired power level.
- **Combi Zone:** more flexibility by combining two cooking zones, for roasters and the like.
- **Power Boost:** up to 35% faster heating compared to highest power level.
- **Restart:** restores hob settings in case of an unintentional hob switch-off.
- **Timer with switch-off function:** turns off the assigned cooking zone after the set time.

HEZ32WA00	Wireless food thermometer
HEZ390090	Wok Set consisting of 3 Items
HEZ9ES100	Espresso maker 4 cups
HEZ9FE280	Iron pan Ø 18 / 28 cm
HEZ9SE030	Set of 2 pots and 1 pan
HEZ9SE040	4 pieces Set
HEZ9SE060	6 pieces Set

Product name/family: ..... Cooking zone ceramic  
 Built-in / Free-standing: ..... Built-in  
 Energy input: ..... Electric  
 Total number of positions that can be used at the same time: ..... 4  
 Required niche size for installation (HxWxD): 51 x 560-560 x 490-500 mm  
 Width of the appliance: ..... 592 mm  
 Dimensions: ..... 51x592x522 mm  
 Dimensions of the packed product (HxWxD): ..... 126 x 753 x 603 mm  
 Net weight: ..... 10.4 kg  
 Gross weight: ..... 11.5 kg  
 Residual heat indicator: ..... Separate  
 Location of control panel: ..... Front  
 Basic surface material: ..... Ceramic  
 Color of surface: ..... Black  
 Length electrical supply cord: ..... 110.0 cm  
 Sealed Burners: ..... No  
 heating with booster: ..... All  
 Power of 2nd heating element (kW): ..... 3 kW  
 Power of 5th heating element (kW): ..... 1.4 kW  
 Power of heating element (kW in boost): ..... [3.0] kW  
 Power of 5th heating element (kW in boost): ..... [2.2] kW  
 Connection Rating: ..... 4600 W  
 Voltage: ..... 220-240 V  
 Frequency: ..... 50; 60 Hz  
 Energy input: ..... Electric  
 Plug type: ..... no plug  
 Appliance Dimensions (h x w x d) (in): ..... x x  
 Dimensions of the packed product: ..... 4.96 x 23.74 x 29.64  
 Net weight: ..... 23.000 lbs  
 Gross weight: ..... 25.000 lbs  
 Total number of positions that can be used at the same time: ..... 4  
 Length electrical supply cord: ..... 110.0 cm  
 Required niche size for installation (HxWxD): 51 x 560-560 x 490-500 mm  
 Dimensions: ..... 51x592x522 mm  
 Dimensions of the packed product (HxWxD): ..... 126 x 753 x 603 mm  
 Net weight: ..... 10.4 kg  
 Gross weight: ..... 11.5 kg

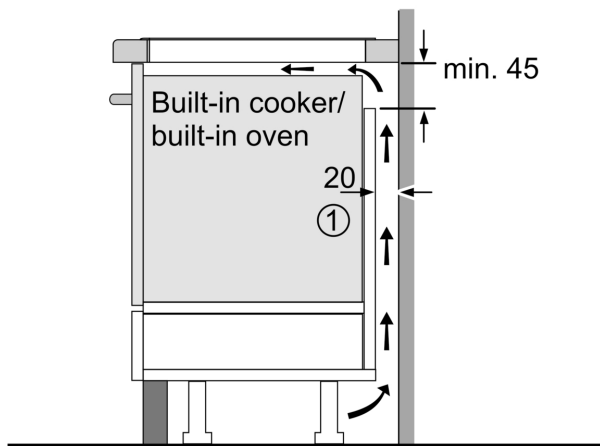


4 242005 285334

**Series 4, induction hob, 60 cm,  
surface mount without frame  
PWP611BB5E**

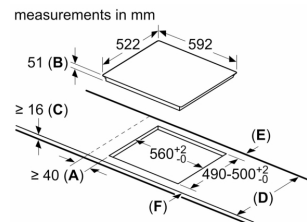
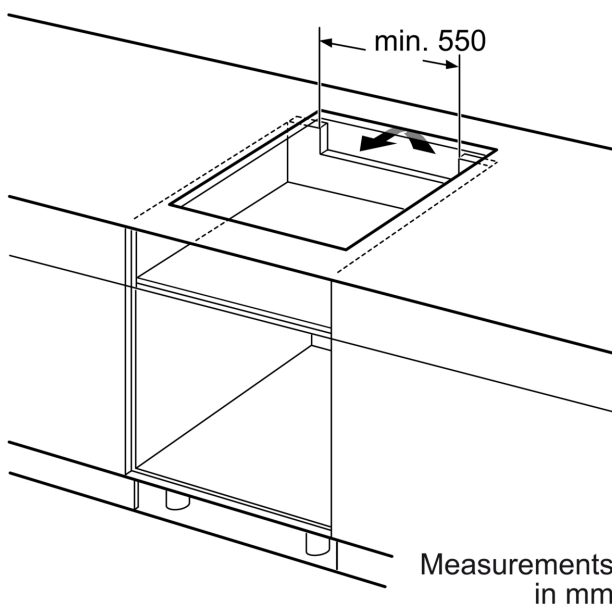
---

**Series 4, induction hob, 60 cm,  
surface mount without frame  
PWP611BB5E**



①  
Ventilation gap must  
be present

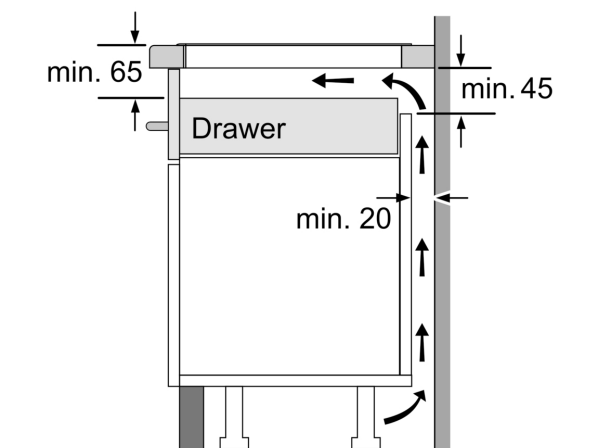
All measurements in mm



**A:** Minimum distance from the hob cut-out to the wall.  
**B:** Recessed depth.  
**C:** The clearance between the surface of the worktop and the top of the front of the oven must be 30 mm. See space requirements for the oven.

The worktop into which the hob is installed must withstand loads of approx. 60 kg; suitable substructures must be used if required.

D	E	F
585-600	50	≥ 35
> 600	≥ 50	≥ 50



Measurements in mm