




LITHEAUDIO WIRELESS CINEMA GUIDE

EVERYTHING YOU NEED TO KNOW TO TRANSFORM YOUR
LIVING SPACE INTO AN IMMERSIVE HOME CINEMA.



audiovolt.co.uk

AudioVolt
WIRELESS CINEMA SPECIALIST

Buy from the UK's Largest
Online Lithe Audio Retailer



Telephone: 02476 36 98 90
Website: audiovolt.co.uk



INTRODUCTION

WELCOME TO THE FUTURE OF HOME ENTERTAINMENT AUDIO.


Gone are the days of cluttered cables and limited seating arrangements. With the advent of wireless home cinema technology, you can now enjoy the immersive experience of a movie theatre right in your own home without the mess and limitations of traditional setups.

This guide will take you through the ins and outs of selecting, setting up, and optimising your wireless home cinema, ensuring a seamless blend of style, functionality, and breathtaking audio performance.



AudioVolt
WIRELESS CINEMA SPECIALIST

Lithe Audio Sales Advice: 02476 36 98 90
Open: Mon - Fri 9am - 5pm (closed Sun / Sat)



wisa|HT
wireless high resolution audio

EXPERIENCE MOVIES, GAMING & MUSIC IN IMMERSIVE AUDIO

Looking for a new home cinema speaker system? Want to Elevate your movies, gaming and music to a fully immersive experience? Do you have an existing cinema setup with an older generation of Dolby in the amplifier, wired speakers, and find yourself thinking, "If only I could easily upscale from a 5.1 system to 5.1.2" Or you have an existing soundbar with subwoofer and looking to upgrade to the next level. Then we have a system that will be perfect for you.

Powered by WiSA HT Technology for wireless high resolution audio transmission and being fully scalable allows you to grow your system all the way up to Dolby Atmos level. The speakers apart from being powered by mains, remain completely wireless to the Digital AVR (the brain of the system). This means you can rearrange the positions of the speakers without worrying about cable lengths or rerouting cables through walls and ceilings. Lithe Cinema allows you to develop an audio system that is discreet and is suitable for any room layout or construction, whether indoors or outdoors. It's easy to install and provides cinema-quality acoustics for all your home entertainment requirements.

WiSA HT Interoperability is also a great benefit; we're not locking you into a Lithe system. You can add a choice of any WiSA HT brand of speaker to suit the project's needs. You may only choose Lithe Audio specifically for a particular channel (Heights, Rears), and that's okay too. Our digital AVRs seamlessly integrate with any TV by connecting to the HDMI ARC for Dolby Digital and HDMI eARC for Dolby Atmos, ensuring flawless compatibility with your existing setup.

LITHEAUDIO



audiovolt.co.uk

AudioVolt
WIRELESS CINEMA SPECIALIST

Lithe Audio Sales Advice: 02476 36 98 90
Open: Mon - Fri 9am - 5pm (closed Sun / Sat)

6 REASONS WHY TO GO WIRELESS

1. CLUTTER-FREE SETUP

One of the most compelling reasons to go wireless is to eliminate the clutter of cables that traditionally accompany home cinema setups. Without the need for extensive wiring, your living space stays neat and tidy, enhancing the aesthetic appeal of your home entertainment area.

2. FLEXIBLE SPEAKER PLACEMENT OPTIONS

Wireless technology gives you the freedom to place speakers in optimal locations without being restricted by cable length or having to hide wires. This flexibility allows for a more effective sound setup that can be easily adjusted to suit any room layout or design changes.

3. EASY INSTALLATION AND CONFIGURATION

Setting up a wireless cinema system is typically quicker and less complicated than a wired system. With intuitive setup and fine tuning of the system make setup fast as well and optimised for your room size and shape.

4. HIGH RESOLUTION SOUND

Modern wireless home cinema systems, like those from Lithe Audio, use advanced WISA technology to deliver high-resolution audio with near zero latency that can rival or even surpass wired systems. These systems are designed to minimise interference, ensuring crisp and clear sound reproduction.

5. SCALABILITY & UPGRADABILITY

Wireless systems offer the flexibility to scale or upgrade with ease. You can add more speakers or improve existing components without needing to rewire or make substantial modifications to your current setup. This flexibility makes it simple to enhance your system as your requirements evolve or if you relocate and wish to bring the system with you.

6. VERSATILITY FOR MOVIES, GAMING AND MUSIC

Lithe wireless cinema systems are not only perfect for movies & gaming but also excel in music playback, making them exceptionally versatile. With the ability to easily switch between cinema audio and high-quality music streaming, these systems provide a comprehensive audio solution for all your entertainment needs. Whether you're watching the latest blockbuster or enjoying your favourite album, Lithe delivers outstanding performance across all media.



audiovolt.co.uk

AudioVolt
WIRELESS CINEMA SPECIALIST

Lithe Audio Sales Advice: 02476 36 98 90
Open: Mon - Fri 9am - 5pm (closed Sun / Sat)

COMPARISON

Here's a comparison table that outlines the key differences between a traditional wired Audio/Video Receiver (AVR) system and a wireless setup using WISA technology.

WIRED AVR



WIRELESS HUB



INSTALLATION COMPLEXITY

High: requires running cables through walls and sometimes conduit installation.

Low: minimal cables and no need for invasive installations.

AUDIO QUALITY

High: supports high-resolution audio with robust cabling.

High: transmits uncompressed digital audio with near zero latency.

FLEXIBILITY IN SPEAKER PLACEMENT

Limited: by cable lengths and the challenge of hiding wires.

High flexibility: place speakers anywhere within without worrying about cables.

SYSTEM SCALABILITY

Moderate: adding or moving speakers often requires additional wiring.

High: easily add or reposition speakers without new wiring.

COST BASED ON SAME LEVEL PERFORMANCE

Moderate: may require more time for installation and cable management.

Moderate: Lower installation costs and greater connectivity with other systems.

AESTHETIC IMPACT

Can be intrusive: AVR's are typically large black boxes and take up space. Cables and components may affect home décor.

Clean and modern: Hubs are small and can be hidden behind the TV. Minimal visual impact with no unsightly cables.

EASE OF UPGRADE

More complicated: new hardware & more cabling required if want to change system.

Easier: typically just requires pairing new speakers or components to the hub.

SETUP TIME

Longer: involves manual tuning of the AVR to achieve a balanced sound for room.

Quicker: auto room correction via APP to create optimised audio for the room.

INTERFERENCE AND SIGNAL INTEGRITY

Low interference: shielded cables provide consistent signal quality.

Low via WISA protocol: is designed to eliminate any wireless audio interference.

WIRED VS WIRELESS

A conventional (AVR) Audio/Video Receiver, you are limited to hard wired speaker outputs and the onboard processor. If you are more accustomed to a traditional AVR solution, our Lithe Audio Cinemahub is a perfect upgrade, providing the inputs you would normally expect but without the limitations or size and consideration on where to hide the AVR.



AudioVolt
WIRELESS CINEMA SPECIALIST

Lithe Audio Sales Advice: 02476 36 98 90
Open: Mon - Fri 9am - 5pm (closed Sun / Sat)

BUILD ANY SIZE SYSTEM WITH THESE 3 COMPONENTS

THE BASICS OF WIRELESS HOME CINEMA

Discover the key components of a wireless home cinema system, including the latest speaker technology (Surround speakers, subwoofers, and Digital AVRs). Utilising WiSA technology, learn how they can simplify installation and deliver a seamless and immersive viewing and audio experience.

1. THE DIGITAL AVR - CINEMAHUB OR SOUNDSEND

Choose the heart of your home cinema with our Digital AVR options. The CinemaHub offers extensive connectivity, while the SoundSend simplifies wireless audio transmission. Both are scalable to match any system size, ensuring you get the perfect audio hub for your space and preferences.

2. THE SPEAKERS - ON-WALL OR IN-CEILING

Our range of on-wall and in-ceiling speakers provides customisable audio configurations to suit any room's acoustics. Whether you're looking to preserve floor space with in-ceiling options or prefer the easy installation of on-wall speakers, our solutions offer superior sound and scalability for a tailored listening experience.

3. THE SUBWOOFER - FLOOR OR WALL MOUNTABLE

Feel the depth of every scene with a subwoofer designed for flexibility. Choose from floor or wall-mountable models to optimise your room's layout and acoustics. Our subwoofers integrate seamlessly with your AVR and speakers, allowing for a home cinema system that grow and expand over time.



audiovolt.co.uk

AudioVolt
WIRELESS CINEMA SPECIALIST

Lithe Audio Sales Advice: 02476 36 98 90
Open: Mon - Fri 9am - 5pm (closed Sun / Sat)

CINEMA HUB

SHOP NOW 



CINEMA HUB

The central control for your home theater setup, seamlessly connecting devices for immersive entertainment.

SOUNDSEND

SHOP NOW 



SOUNDSEND

Transmit high-quality audio wirelessly to WiSA-certified speakers for a cable-free, optimal surround sound experience.


VIEW THE FULL TECHNICAL
SPECIFICATIONS & FEATURES
ON OUR WEBSITE

SCAN THE QR CODE




SHOP NOW 

wisa  iO




SURFACE MOUNT SPEAKER

With versatile mounting options this active speaker is used for surround or height channels in the system.

SHOP NOW 

PRO 



PRO CEILING SPEAKER

Create a discreet in-ceiling cinema system or use as height channels for Dolby Atmos.

CINEMA SUB



SHOP NOW 

CINEMA SUB WOOFER

A crucial component of the system, it adds body and depth to the room's audio.



audiovolt.co.uk

AudioVolt
WIRELESS CINEMA SPECIALIST

Lithe Audio Sales Advice: 02476 36 98 90
Open: Mon - Fri 9am - 5pm (closed Sun / Sat)

UNDERSTANDING THE LEVELS OF DOLBY SURROUND

WHAT DO THE NUMBERS MEAN?

The first number refers to the number of channels that are positioned around the listening area, in this case there are 5 speaker channels. They typically consist of a center channel speaker that sits below or above the TV (handling dialogue and direct on-screen action), two front left and right speakers (for music and sound effects), and two rear or surround speakers (for ambient sounds and effects that provide a sense of space).

5.1.2

Finally, the ".2" indicates if there are two overhead speakers. These are in or on the ceiling to give Dolby Atmos level audio which simulates overhead noises, like a helicopter flying above or rain falling, adding a vertical dimension to the sound that creates a more immersive experience.

The ".1" in the sequence denotes number of subwoofer's. The subwoofer is responsible for reproducing low-frequency sounds, often called bass. This includes things like explosions, engine noises, and any other deep tones that give weight and impact to the audio.



3.1 AUDIO SETUP

A 3.1 Dolby digital audio configuration comprises three speaker channels (center, left, and right) along with a subwoofer. It's perfectly suited for small to medium sized spaces, providing a straightforward installation. This setup also allows for easy integration with various multimedia devices, enhancing your audio-visual experience.



5.1 DOLBY DIGITAL SETUP

A 5.1 home cinema setup includes a center, left, right, and two rear speakers plus a subwoofer, ideal for creating an enveloping sound in medium to large rooms. Enhanced by Dolby Digital, it offers a superior gaming and movie experience with rich, room filling audio that places you at the action's heart.



5.1.2 DOLBY ATMOS SETUP

A 5.1.2 home cinema system includes five speaker channels, a subwoofer, and two overhead channels, ideal for large spaces looking for an immersive audio experience with exceptional depth and clarity. Featuring Dolby Atmos technology, this system enhances all types of media, creating an optimised auditory environment perfect for movies, music, or gaming.

LITHEAUDIO



AudioVolt
WIRELESS CINEMA SPECIALIST

Lithe Audio Sales Advice: 02476 36 98 90
Open: Mon - Fri 9am - 5pm (closed Sun / Sat)

SELECTING THE RIGHT KIT FOR YOUR ROOM

STEP 1

CHOOSE THE RIGHT SPEAKER FOR YOUR BUILDING CONSTRUCTION

Consider the structure of your building. In-ceiling speakers are ideal for drywall and stud constructions, while on-wall speakers may better suit solid walls. Factor in wall materials and cavity space to ensure optimal sound quality and installation feasibility.



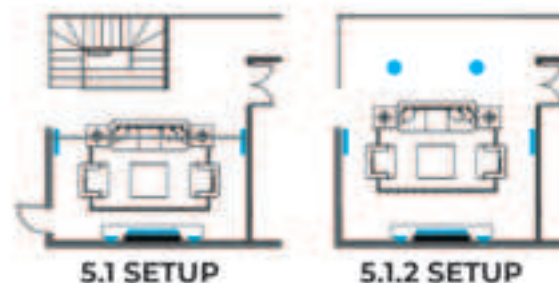
TIPS

For concrete walls and ceilings, we recommend wall-mounted speakers like the IO's. For plaster or drywall, both ceiling and wall-mounted speakers are suitable. Remember to check with your installer if you need fire hoods if using ceiling speakers.

STEP 2

DETERMINE WHAT NUMBER OF SPEAKERS WILL FILL YOUR SPACE

Assess your room or garden size to decide on the number of speakers. A larger area might require a 5.1 setup for full coverage, while a smaller space could be perfect for a stereo pair. Ensure each listener spot is enveloped in sound for the best experience.



TIPS

For rooms smaller than 3.5m by 3.5m we recommend an audio setup ranging from 3.1 to 5.1 channels. For any room larger than this, a setup of 5.1 channels and larger is advisable. Book in a 1:1 session with Lithe cinema expert for advice and guidance, we're here to help.

STEP 3

SELECT WHAT IS BEST MOUNTING OPTION FOR YOUR ROOM

Choose mounting options based on room layout and acoustics. Ceiling mounts offer an unobtrusive look and even sound distribution, while wall mounts can enhance audio directionality and are easier to install in certain spaces.



TIPS

Enhanced Audio Directionality: Wall-mounted speakers provide targeted sound, improving audio precision in home theaters by aligning sound with on-screen visuals.

STEP 4

SELECT WHICH PROCESSING BRAIN, SOUNDSSEND OR CINEMA HUB IS BEST FOR YOUR REQUIREMENTS.

Decide based on how and what you will connect to the system. SoundSend caters plug-and-play setups with a smart TV. The CinemaHub provides a broader range of connectivity options with satellite or cable TV, Playstation or Xbox or HiFi equipment.

 **SOUNDSSEND**



FOR SMART TV'S

 **CINEMA HUB**



FOR MULTIPLE TV SOURCES,
GAMES CONSOLES & HIFI EQUIPMENT

TIPS

The Cinema Hub offers the full capabilities of a traditional AVR and more, featuring both remote and app control for comprehensive usability. In contrast, the SoundSend has limited ports and offers more simple what you see on the TV will play through the speakers approach.

[SHOP NOW >](#)


 SOUNDSSEND



VS

[SHOP NOW >](#)

 CINEMA HUB



WISA CERTIFIED



CHANNELS

8

8

STACKING SPEAKERS UP TO
4 SPEAKERS ON EACH OF 8 CHANNELS



WIRELESS AUDIO LATENCY: 2.6MS.



HUB TO SPEAKER DISTANCE:
UP TO 20 METERS.



HDMI ARC for Dolby Digital / EARC for Dolby Atmos



HDMI INPUTS

0

3

OPTICAL INPUTS

1

2

RCA INPUT

0

1

ATMOS VIRTUAL, PCM MULTI-CHANNEL,
WISA: 24-BIT / 48KHZ OR 24-BIT / 96KHZ.



SUPPORTED AUDIO FORMATS:
DOLBY DIGITAL, DOLBY DIGITAL+
DOLBY TRUEHD, DOLBY ATMOS



GOOGLE CHROME CAST

—



BLUETOOTH

—



SPOTIFY CONNECT

—



AIRPLAY2

—



ON SCREEN SETUP

—



PHYSICAL REMOTE

—



ETHERNET PORT

—



ADVANCED TUNING & SIGNAL MIXING

—



LITHEAUDIO



AudioVolt
WIRELESS CINEMA SPECIALIST

Lithe Audio Sales Advice: 02476 36 98 90

Open: Mon - Fri 9am - 5pm (closed Sun / Sat)

SELECTING THE RIGHT KIT FOR YOUR ROOM

STEP 5

SELECT A SPEAKER CONFIGURATION: FROM STEREO TO 5.1 TO FULL DOLBY ATMOS 5.1.2

Often, cinema solutions sound great but are bulky and fail to blend in with the room's architecture. With Lithe Audio, we offer the best of both worlds and eliminate the guesswork. Lithe Audio meets aesthetic expectations whilst giving a scalable system you can grow to the size and shape of the room. You can place it in a corner, hang it from a roof truss, fix it in an awkward corner, or angle it from above with our unique patented mounting method.

The options for placement are endless. More importantly, they will not disrupt your room's layout or décor. Let Lithe blend into your home and stand out for the right reasons.

**EXPLORE THE LITHE
BUNDLE KITS OR
CREATE YOUR OWN**



WALL SETUPS



5.1 IN-CORNER

2x Fronts, 2x Centre, 2x Rear IOI's,
1x Cinema Sub
with Cinema Hub Or Soundsend



7.1 IN-CORNER

2x Fronts, 2x Centre, 2x middle,
2x Rear IOI's, 1x Cinema Sub
with Cinema Hub Or Soundsend



5.1 ON-WALL

2x Fronts, 2x Centre, 2x Rear IOI's,
1x Cinema Sub
with Cinema Hub Or Soundsend



5.1.2 DOLBY ATMOS

2x Fronts, 2x Centre, 2x Pro Ceiling
Speakers, 2x Rear IOI's, 1x Cinema Sub
with Cinema Hub Or Soundsend

CEILING SETUPS



5.1 IN-CEILING

5 X Ceiling Speakers & 1x Cinema Sub
With Cinema Hub Or Soundsend



7.1 IN-CEILING

7x Ceiling Speakers & 1x Cinema Sub
With Cinema Hub Or Soundsend



5.1 ON-CEILING

6x IO1's & 1x Cinema Sub
With Cinema Hub Or Soundsend



7.1 ON-CEILING

8x IO1's & 1x Cinema Sub
With Cinema Hub Or Soundsend

GARDEN SETUPS



2.0 STEREO

2x WISA IO1's
With Cinema Hub Or Soundsend



3.0 OUTDOOR

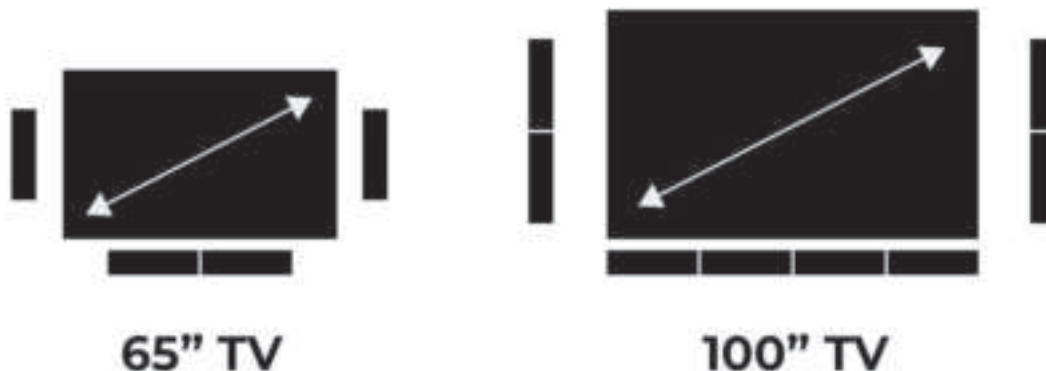
4x WISA IO1's
With Cinema Hub Or Soundsend

TRANSFORM YOUR HOME CINEMA WITH VERSATILE AUDIO SOLUTIONS

SCALABILITY OF LITHE CINEMA

The beauty of the system lies in its scalability. You may have a 65" TV today, but in 3 years, you may upgrade to 100" screen. With the IO1 modular approach, why not transition from a single or a pair of IO1s to 4, matching the width of your TV? This not only enhances the sound quality but also contributes to aesthetic balance.

Similarly, consider doubling up on any channel. Stack the front, center, and rear speakers for greater audio dispersion. Add in an extra Sub for even more bass. You can also add Pro series ceiling speakers for Dolby Atmos, incorporate IO1 wall-mounted speakers—the possibilities are endless. Don't let your solution hold you back any longer; versatility is key.



LITHEAUDIO



audiovolt.co.uk

AudioVolt
WIRELESS CINEMA SPECIALIST

PRO SERIES

SHOP NOW >

iC ONE™

Lithe Audio Sales Advice: 02476 36 98 90
Open: Mon - Fri 9am - 5pm (closed Sun / Sat)



SHOP NOW >

 **CINEMA HUB**




wisa HT
certified interoperable

SHOP NOW >

 **SOUNDSEND**



SHOP NOW >

 **CINEMA SUB**



LITHE CINEMA WORKS WITH ANY TV OR PROJECTOR WITH HDMI ARC OR EARC

Simply connect your Hub and stream the audio to your Lithe Wisa Certified Speakers. Soundsend is intended to deliver a simple solution of sending your TV audio via WiSA via HDMI ARC or eARC (when using Dolby Atmos Setup). Decoding your smart TV's audio signal and transmitting up to 8 channels of uncompressed 24-bit 48/96 kHz sound to WiSA-certified speakers with picture-perfect synchronisation without any lip sync. 8 channels mean you have a speaker per channel for Dolby Atmos system 5.1.2 which for most is all you need.

Whereas the best in Class Cinemahub elevates the system and connectivity to AVR level solution and more, with up to 30 speakers. Which is touching on high end AVR channel output for a fraction of the price whilst being wireless and scalable.



AudioVolt
WIRELESS CINEMA SPECIALIST

Lithe Audio Sales Advice: 02476 36 98 90
Open: Mon - Fri 9am - 5pm (closed Sun / Sat)

FAST INSTALLATION AND EASY CONFIGURING

SETTING UP YOUR WIRELESS HOME CINEMA

Ease of installation is one of the biggest advantages of going wireless. Plug in the hub and sub, think about positioning your speakers for optimal sound and add power. Then use the App to configure the setup, you will only need to do this once then you can use the TV remote to control the volume. Setup is fast and intuitive using the OSD (On Screen Display) for the Cinema hub with the remote or Setup App for SoundSend. From being powered on, to being all connected on the system you'll be up and running within no time at all.

STEP 1 >>>



POWER IT.

STEP 2 >>>



CONNECT IT.

STEP 3 >>>



ENJOY IT.



audiovolt.co.uk

AudioVolt
WIRELESS CINEMA SPECIALIST

Lithe Audio Sales Advice: 02476 36 98 90
Open: Mon - Fri 9am - 5pm (closed Sun / Sat)



REMOTE INCLUDED WITH
CINEMA HUB



FINE-TUNE THE SYSTEM FOR MOVIES, GAMING OR MUSIC

Once all the speakers in the system have been found, you can begin setting up the system, including the fronts, center, rear, heights, sub, etc. This involves adjusting listening position distances, trim values, bass management, crossovers, and more, all within the system.

The installer can take room setup to the next level by fine-tuning each speaker across its entire dynamic range to tighten up where needed and cater to the home owners listening preferences. Instead of starting from scratch, we have provided the installer with an excellent starting point to leverage their expertise using the configuration settings to maximize the potential of the Lithe audio system and achieve optimal sound performance, resulting in a customised and immersive audio experience tailored specifically to the home owners tastes and environment.

LITHEAUDIO



audiovolt.co.uk

AudioVolt
WIRELESS CINEMA SPECIALIST

Lithe Audio Sales Advice: 02476 36 98 90
Open: Mon - Fri 9am - 5pm (closed Sun / Sat)

LITHEAUDIO

WIRELESS HOME CINEMA

SHOP NOW >

LEARN MORE ABOUT OUR WIRELESS AUDIO SOLUTIONS.



audiovolt.co.uk

AudioVolt
WIRELESS CINEMA SPECIALIST

Buy from the UK's Largest
Online Lithe Audio Retailer



Telephone: 02476 36 98 90
Website: audiovolt.co.uk